



**2019 DSHS Arbovirus Activity Report  
Week #27 (ending July 6, 2019)  
Report Date: July 9, 2019**

**Table 1. 2019 Arbovirus Activity Summary, Texas, Week 27**

Arbovirus	Positive Mosquito Pools	Avian	Equine	Sentinel Chicken	Human						TOTAL
					Febrile Illness	Neurologic Illness	Severe Dengue	TOTAL (HUMAN)	Deaths	PVD <sup>2</sup>	
California Serogroup <sup>1</sup>								0			0
Chikungunya					4			4			4
Dengue					3		1	4			4
Eastern Equine Encephalitis								0			0
St. Louis Encephalitis								0			0
West Nile	32							0			32
Zika								0			0
<b>TOTAL REPORTS</b>	<b>32</b>	<b>0</b>	<b>0</b>	<b>0</b>	<b>7</b>	<b>0</b>	<b>1</b>	<b>8</b>	<b>0</b>	<b>0</b>	<b>40</b>

<sup>1</sup>California Serogroup includes California encephalitis, Jamestown Canyon, Keystone, La Crosse, snowshoe hare, and trivittatus viruses.

<sup>2</sup>PVD - Presumptive viremic blood donors are people who had no symptoms at the time of donating blood through a blood collection agency, but whose blood tested positive when screened for the presence of West Nile virus or Zika virus. Unless they meet the case reporting criteria, they are not counted as a case for official reporting purposes and are not included in the "Total" column.

**Table 2. 2019 Aedes-Associated Arbovirus Activity by County, Week 27**

County	CHIKV*		DENV*		ZIKV			COUNTY TOTAL
	M	H	M	H	M	H	PVD‡	
Dallas				2				2
Fort Bend				1				1
Harris		1						1
Lubbock		2						2
Tarrant		1						1
Travis				1				1
Total Number of Reports	0	4	0	4	0	0	0	8

M - mosquito H- human

CHIKV - Chikungunya Virus

DENV - Dengue Virus

ZIKV - Zika Virus

\* All reported cases are imported.

‡PVDs are not included in the "County Total" column.

**Table 3. 2019 Other Arbovirus Activity by County, Week 27**

County	CAL		EEEV				SLEV			WNV								COUNTY TOTAL	
	M	H	M	E	SC	H	M	SC	H	M	A	E	SC	H					
														WNF	WNND	PVD‡	TOTAL		
Dallas										25								0	25
El Paso										1								0	1
Harris										3								0	3
Montgomery										2								0	2
Tarrant										1								0	1
Total Number of Reports	0	0	0	0	0	0	0	0	0	32	0	0	0	0	0	0	0	0	32

M - mosquito A-avian E-equine SC- sentinel chicken H- human WNF - West Nile Fever WNND - West Nile Neuroinvasive Disease

CAL - California Serogroup Viruses

EEEV - Eastern Equine Encephalitis Virus

SLEV - St. Louis Encephalitis Virus

WNV - West Nile Virus

\*All reported cases are imported.

‡PVDs are not included in any of the "total columns".

Figure 1. Texas Counties Reporting Arbovirus Activity, Week 1-27



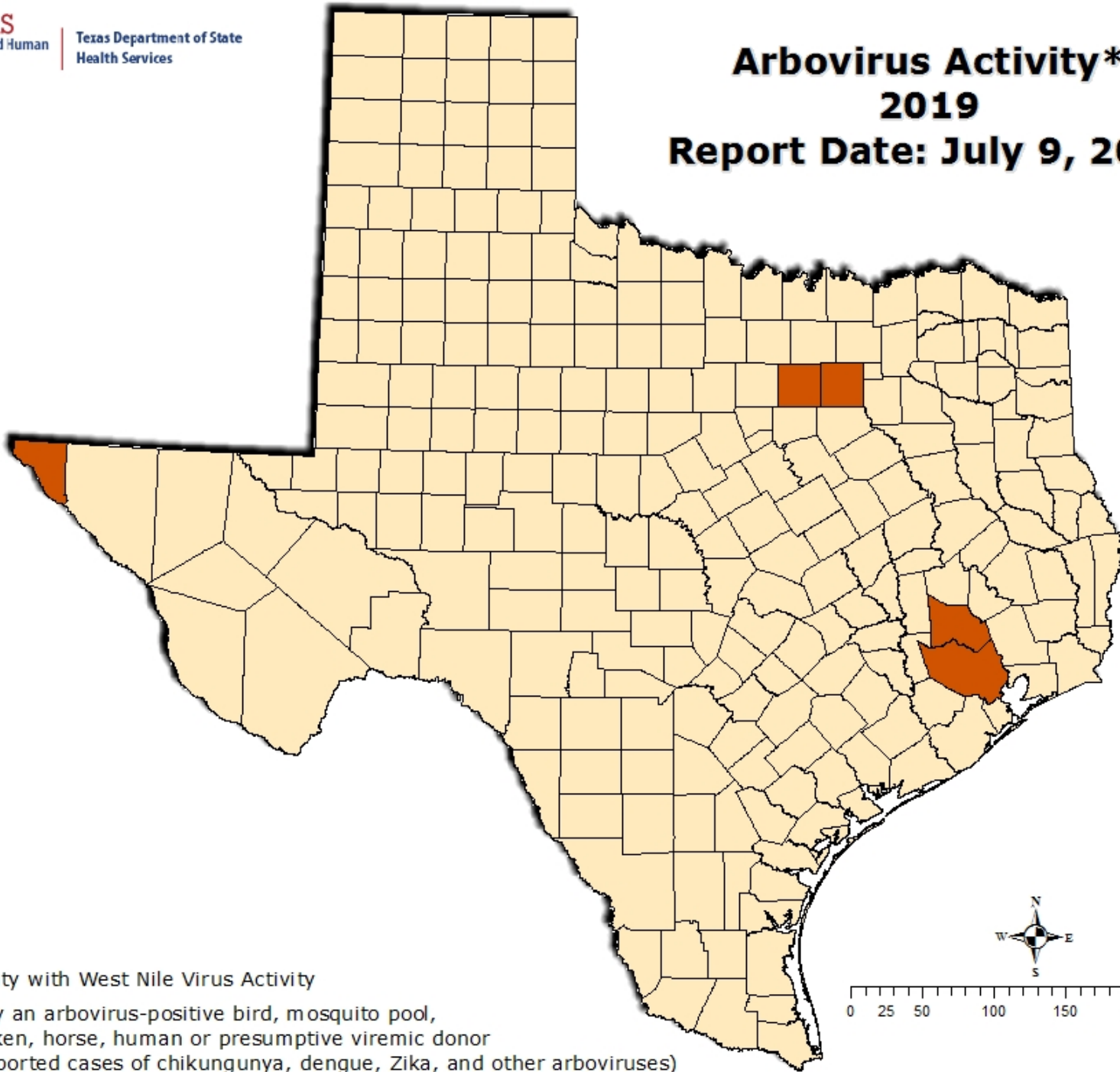
TEXAS  
Health and Human  
Services


Texas Department of State  
Health Services

# Arbovirus Activity\*

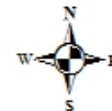
## 2019

Report Date: July 9, 2019



 County with West Nile Virus Activity

\*Indicated by an arbovirus-positive bird, mosquito pool, sentinel chicken, horse, human or presumptive viremic donor (excludes imported cases of chikungunya, dengue, Zika, and other arboviruses)



0 25 50 100 150 200 250 Miles

Figure 2. Epidemiologic Curve of Mosquito WNV Activity, 2017-2019

