



TEXAS  
Health and Human  
Services

---

Texas Department of State  
Health Services

# THIMP Update

---

**Texas HIV Medication  
Program**



TEXAS  
Health and Human  
Services

---

Texas Department of State  
Health Services

# MAC Appointment Progress

---

**April 2021**

# Appointment Process



TEXAS  
Health and Human  
Services

Texas Department of State  
Health Services

- A total of four positions need to be filled
  - 2 consumers
  - 2 physicians
- Application Review is currently underway
- July MAC meeting-new members expected to attend first meeting



**TEXAS**  
Health and Human  
Services

---

Texas Department of State  
Health Services

# THIMP Enrollment

---

# ADAP Utilization



TEXAS

Health and Human Services

Texas Department of State  
Health Services

Month	Total Client Served	Total Prescriptions Filled
Sep-20	8,001	10,143
Oct-20	7,744	9,808
Nov-20	9,659	12,378
Dec-20	12,546	16,983
Jan-21	10,350	13,156
Feb-21	8,768	11,029
Mar-21	10,821	14,429



TEXAS  
Health and Human  
Services

---

Texas Department of State  
Health Services

# Data Update on Demographics and Actuarial Projections

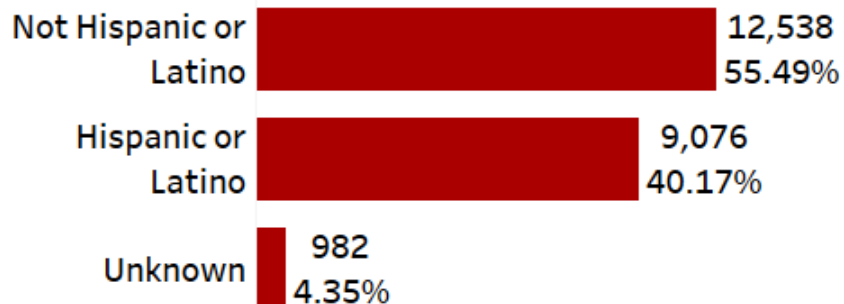
---

# Texas HIV Medication Program Fact Sheet

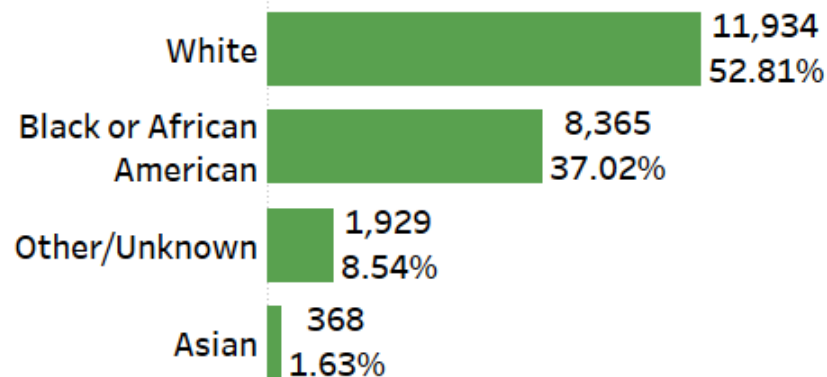
January 1, 2021- March 31, 2021

Total Clients = 22,596

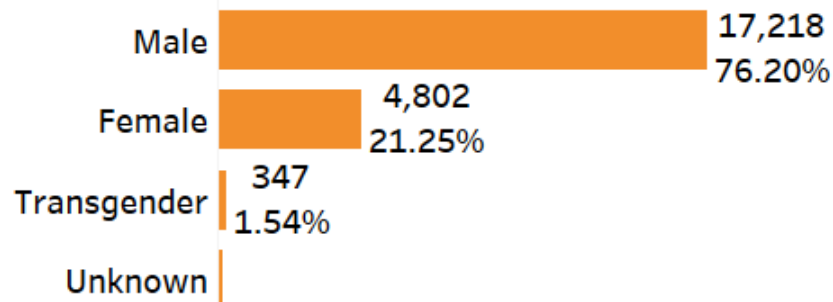
## Ethnicity



## Race



## Gender



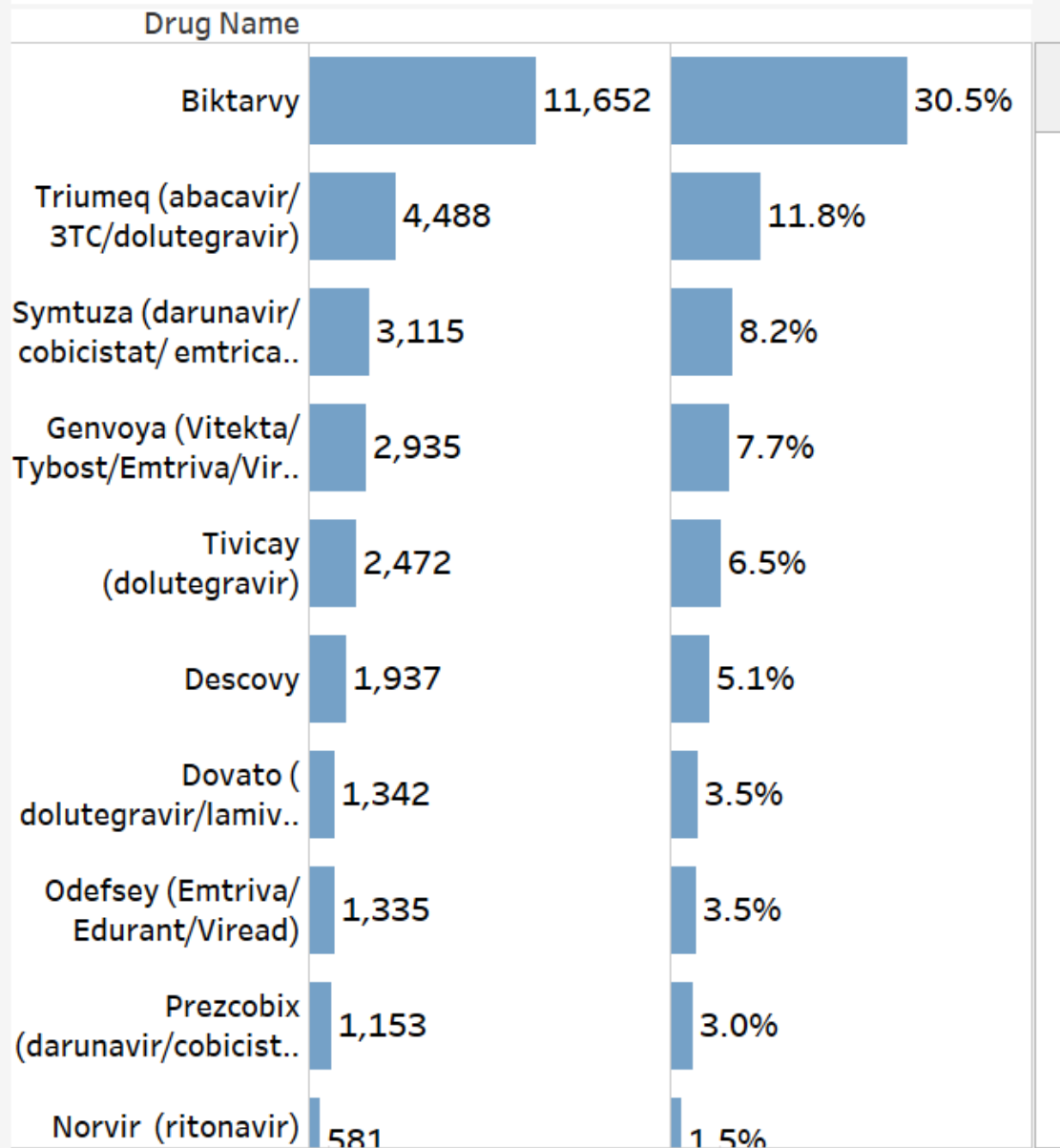
ADAP  
19,947  
88.28%

SPAP  
2,084

TIAP  
565

# THMP Medications Ordered for Q1 2021

## Top 10 ADAP Medications Ordered N=38,099



## Medications Ordered for Drug IDs: 233-302, 204 & 308 by Day Supply

Drug Name	DRU..	Days Su..	
		30	90
Atripla-90Day	267		7
Biktarvy-90Day	301		298
Complera-90Day	280		3
Descovy-90Day	293		40
Epzicom-90Day (..	264		5
Fluconazole-90D..	243		1
Genvoya-90Day	291		67
Intelence-90Day	277		3
Isentress-90Day	270		4
Juluca-90Day	299		2
Kaletra-90Day	300		9
Norvir-90Day	266		1
Odefsey-90Day	276		11
Prezcobix-90Day	292	1	38
Prezista-90Day	288		21
Reyataz-90Day	273		1
	282		11
	257		1
	268		1
Stribild-90Day	281		1
Sustiva-90Day	255		3
Tivicay-90Day	283	1	36
Triumeq-90Day	284	2	113
Truvada-90Day	263		6
Valtrex-90Day	274		5
	275		3
Viread-90Day	254		1



# ADAP Projections



TEXAS  
Health and Human Services

Texas Department of State  
Health Services

## Projected ADAP Data

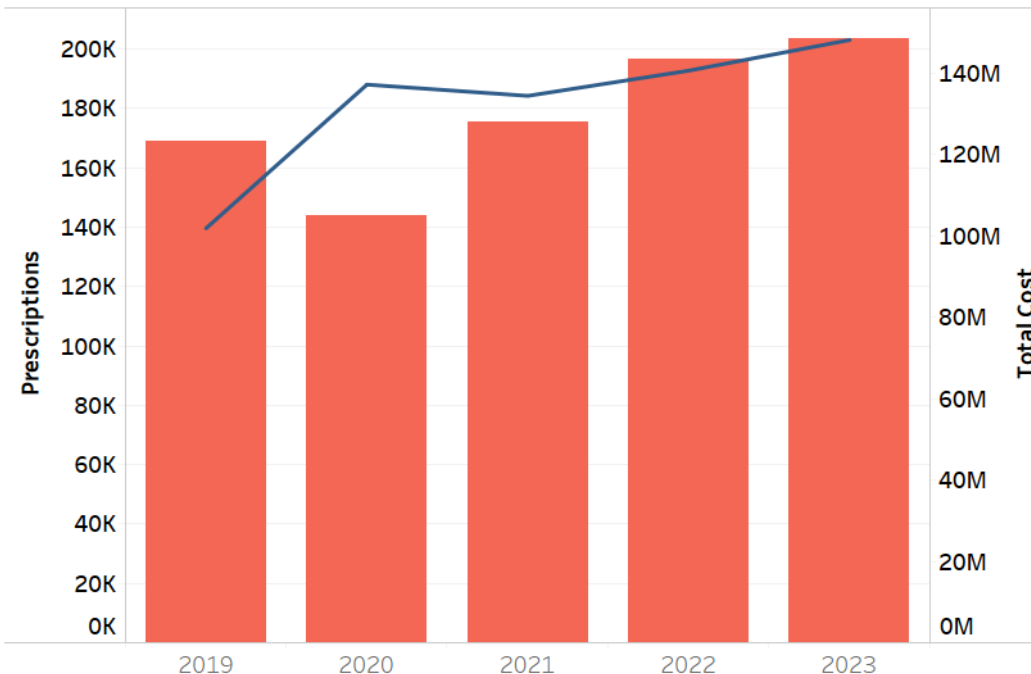
### Clients by Fiscal Year

2019	2020	2021	2022	2023
18,122	20,895	22,084	22,620	23,412

### Measure Names

- Prescriptions
- Total Cost

### Total Cost and Prescriptions



# SPAP/TIAP Projections



TEXAS  
Health and Human Services

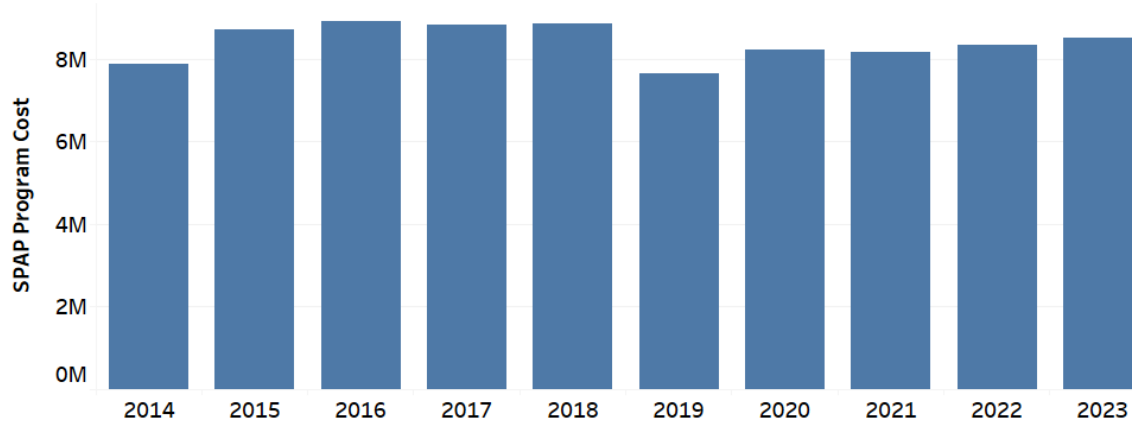
Texas Department of State  
Health Services

## Projected SPAP and TIAP Data

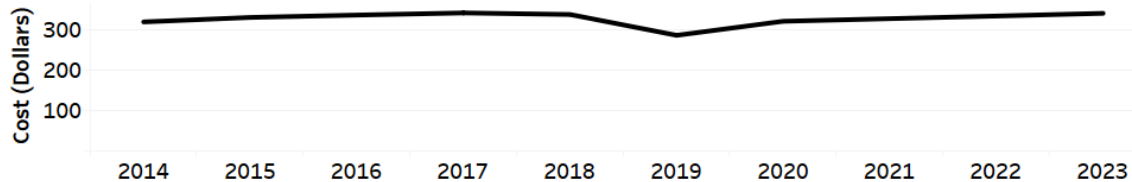
### Clients Per Year

2014	2015	2016	2017	2018	2019	2020	2021	2022	2023
2,052	2,194	2,205	2,153	2,183	2,230	2,134	2,081	2,081	2,081

### Total Cost in Millions Per Year



### Average Cost Per Client by Year





TEXAS  
Health and Human  
Services

---

Texas Department of State  
Health Services

# Budget Mitigation Details

---

# Texas Administrative Code Rule, § 98.115, Texas HIV Medication Program Fiscal Planning

---

The TAC rule indicates cost containment measures that DSHS may implement to make certain that expenditures do not exceed the program's budget. The cost containment measures are:

- Initiate medical criteria to meet at minimum the most recent federal Department of Health and Human Services Guidelines for the Use of Antiretroviral Agents in HIV-Infected Adults and Adolescents
- Discontinue using the formula for adjusting the applicant's gross annual income
- Lower the financial eligibility criteria to a level not lower than 125% of federal poverty level.
- Cease enrollment of new applicants.



TEXAS

Health and Human Services

Texas Department of State  
Health Services