



**DSHS Arbovirus Activity Report  
Week #29 (ending July 25, 2015)  
Report Date: July 28, 2015**

**Table 1. Arbovirus Activity Summary, Texas, Weeks 1-29**

Disease	Positive Mosquito Pools	Avian	Equine	Sentinel Chicken	Human						TOTAL
					Febrile Illness	Neurologic Illness	Hemorrhagic Fever	TOTAL (HUMAN)	Deaths	PVD‡	
CHIKV					13			13			13
DENV					5			5			5
EEEV			3	16				0			19
SLEV	1			1				0			2
WNV	331	3	1		2	4		6	1	4	341
OTHER ARBOVIRUS*	1										1
<b>TOTAL REPORTS</b>	<b>333</b>	<b>3</b>	<b>4</b>	<b>17</b>	<b>20</b>	<b>4</b>	<b>0</b>	<b>24</b>	<b>1</b>	<b>4</b>	<b>381</b>

CHIKV - Chikungunya Virus

DENV - Dengue Virus

EEEV - Eastern Equine Encephalitis Virus

SLEV - Saint Louis Encephalitis Virus

WNV - West Nile Virus

\*Other Arbovirus - Tensaw virus

‡PVD - Presumptive viremic blood donors are people who had no symptoms at the time of donating blood through a blood collection agency, but whose blood tested positive when screened for the presence of WNV. Unless they meet the case reporting criteria, they are not counted as a case for official reporting purposes and are not included in the "total reports" column.

**Table 2. Arbovirus Activity by County, Weeks 1-29**

County	CHIKV*		DENV*		EEEV				SLEV			WNV								OTHER ARBOVIRUS		COUNTY TOTAL
	M	H	M	H	M	E	SC	H	M	SC	H	M	A	E	SC	H				M	H	
																WNF	WNND	PVD‡	TOTAL			
Anderson																			1			
Bastrop				1																		1
Bexar												7										7
Collin												1										1
Cooke												1										1
Dallas		3										78				1				1		82
Denton												12										12
El Paso		1							1			2					1			1		5
Fort Bend		1																				1
Galveston							16			1										1		18
Harris		2		1								149	3				1	1	1			156
Henderson		1																				1
Hidalgo		1																				1
Houston														1								1
Jefferson												2										2
Johnson												6					1		1			7
Kaufman																1			1			1
Kleberg																	1		1			1
Liberty						1																1
Montgomery												9										9
Newton						1																1
Orange						1																1
Potter																		1				
Randall				1																		1
Reeves																		1				
Rockwall												1										1
Tarrant		1		1								63										65
Travis		2		1																		3
Walker		1																				1
<b>Total Number of Reports</b>	<b>0</b>	<b>13</b>	<b>0</b>	<b>5</b>	<b>0</b>	<b>3</b>	<b>16</b>	<b>0</b>	<b>1</b>	<b>1</b>	<b>0</b>	<b>331</b>	<b>3</b>	<b>1</b>	<b>0</b>	<b>2</b>	<b>4</b>	<b>4</b>	<b>6</b>	<b>1</b>	<b>0</b>	<b>381</b>

M - mosquito A-avian E-equine SC- sentinel chicken H- human

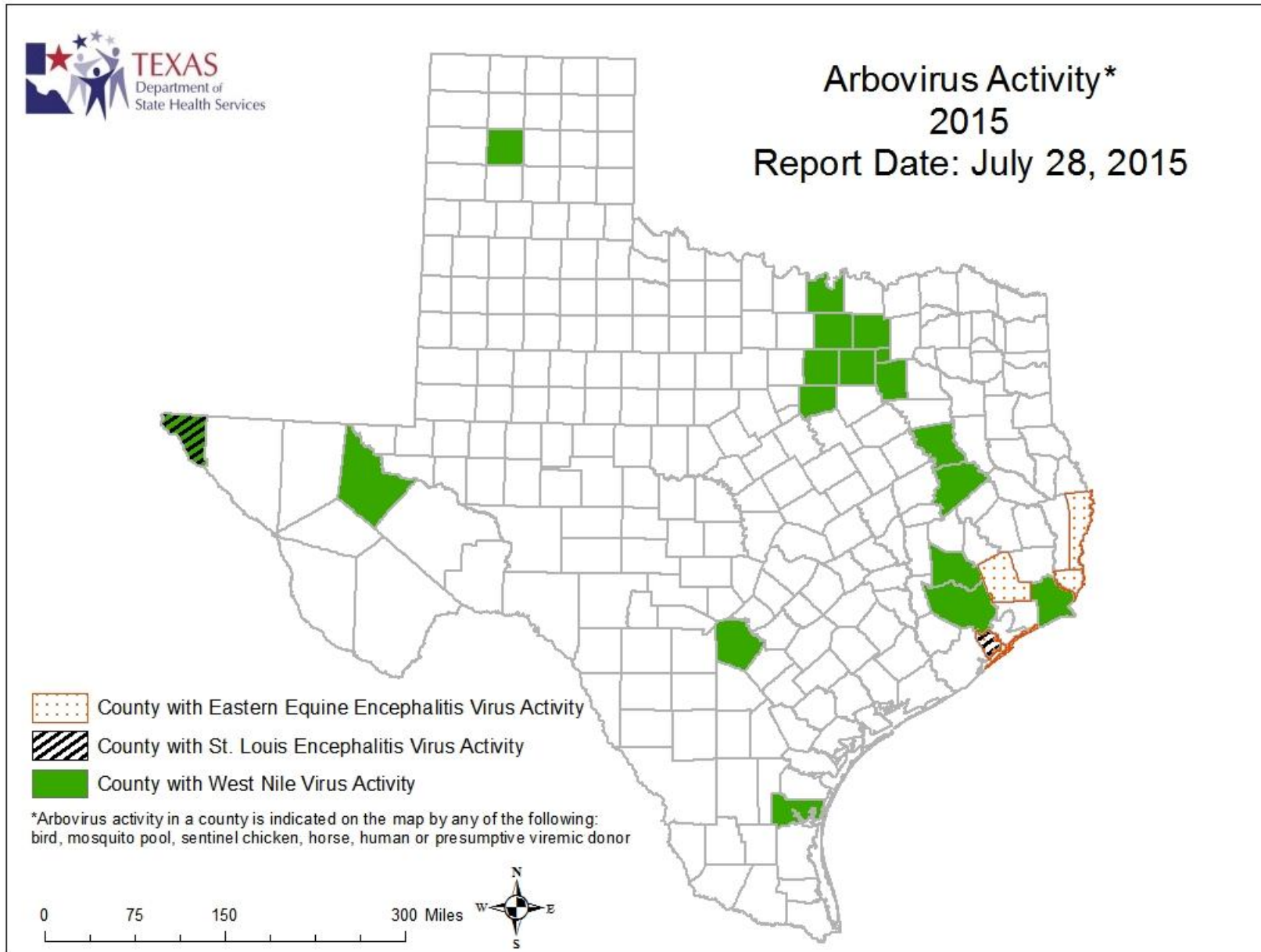
CHIKV - Chikungunya Virus DENV - Dengue Virus EEEV - Eastern Equine Encephalitis Virus

SLEV - Saint Louis Encephalitis Virus WNV - West Nile Virus OTHER ARBOVIRUS - Tensaw virus

\*All reported cases are imported.

‡Presumptive viremic blood donors (PVDs) are not included in any of the "total columns".

Figure 1. Texas Counties Reporting any Arbovirus Activity, Weeks 1-29



A Texas map showing the names of each County is available at [www.dshs.state.tx.us/regions/stregctymap.pdf](http://www.dshs.state.tx.us/regions/stregctymap.pdf).

Figure 2. Epidemiologic Curve of Mosquito WNV Activity, 2013-2015

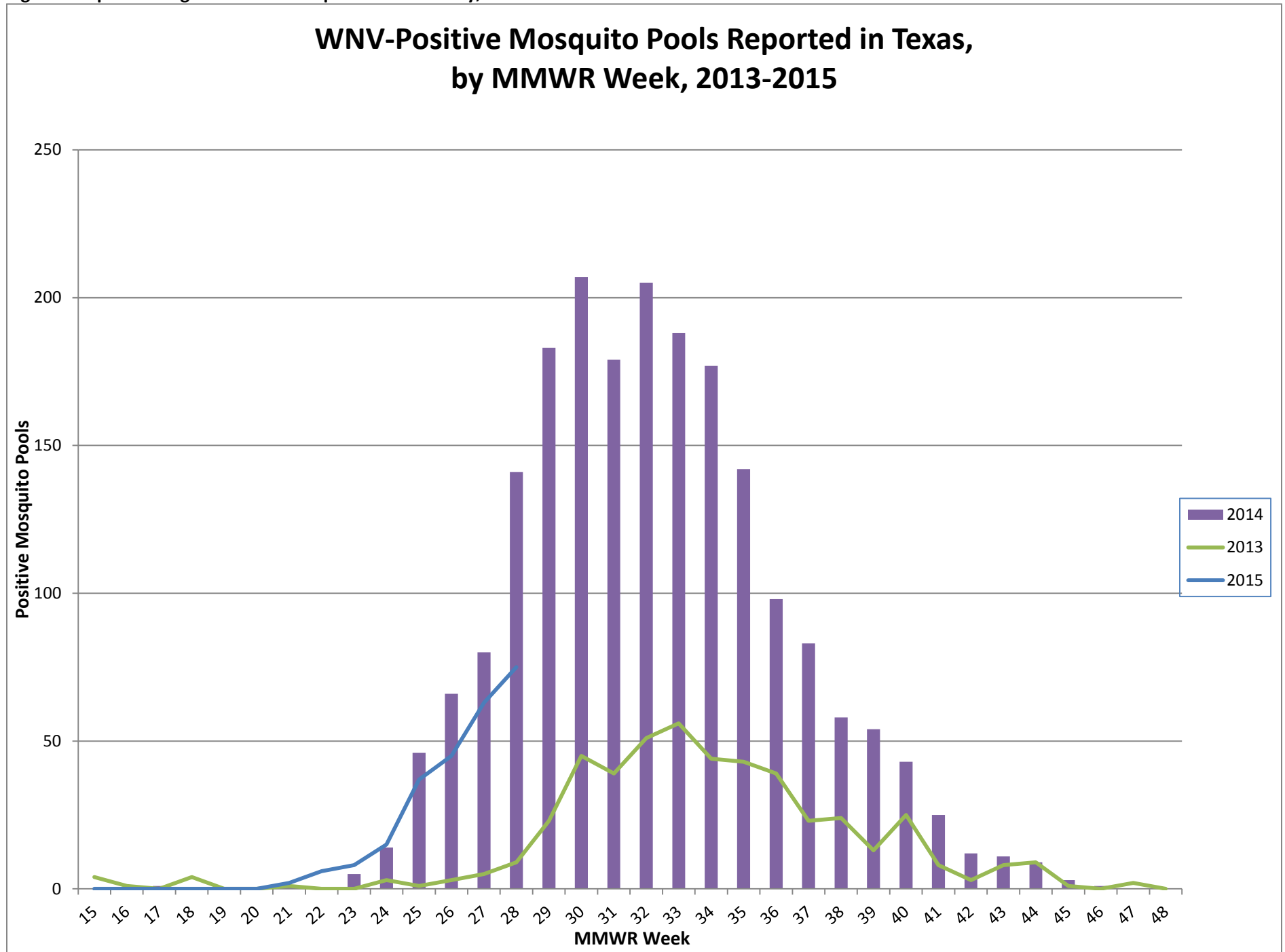
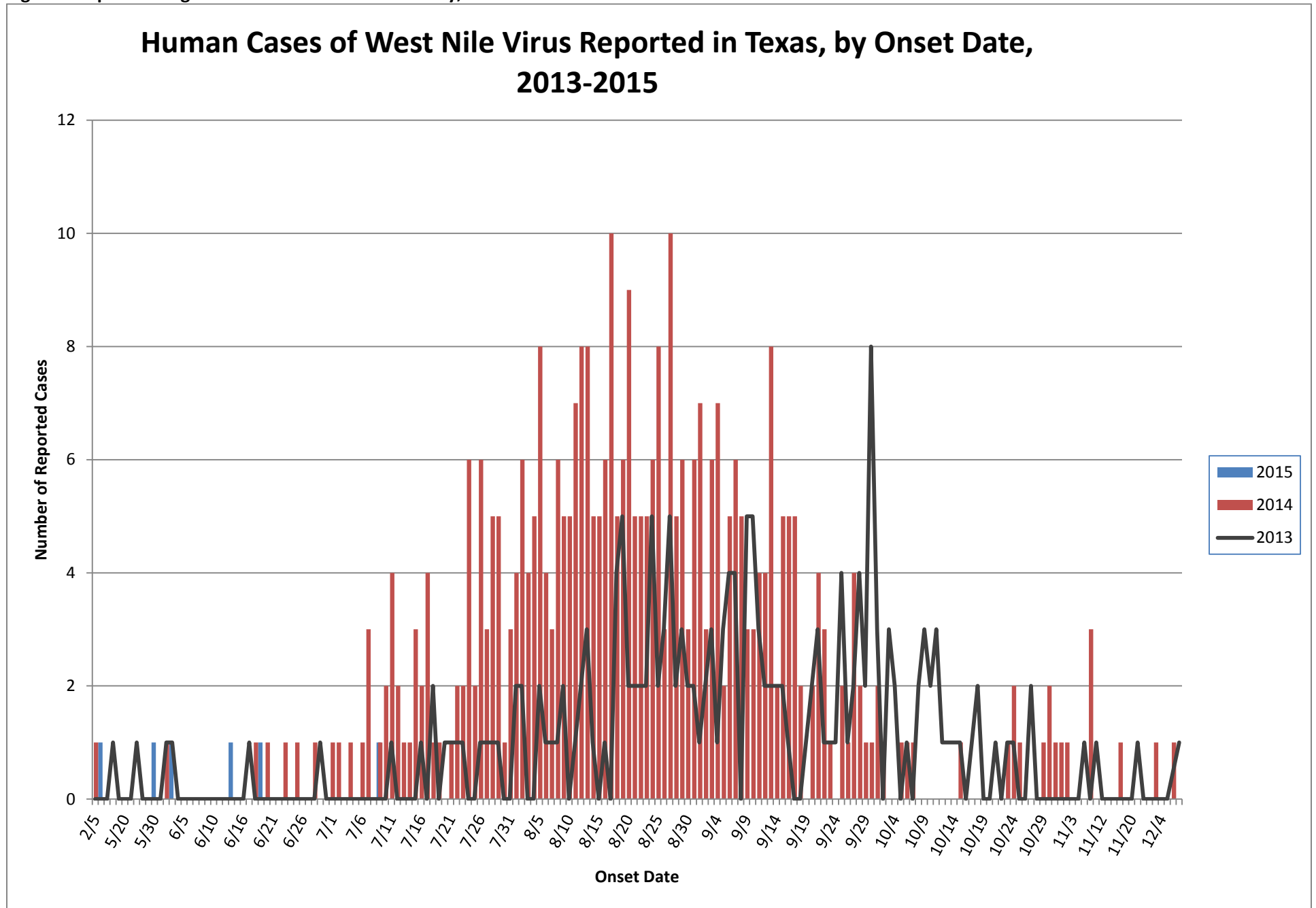


Figure 3. Epidemiologic Curve of Human WNV Activity, 2013-2015



For more detailed information about arboviruses found in Texas, please visit <http://www.dshs.state.tx.us/idcu/disease/arboviral/>.