

# Black Women and HIV in Travis County



## The Big Picture

Since 2012, the number of new HIV diagnoses among Black women living in Travis County has decreased by 36 percent. Still, as of 2021, Black women in Travis County have the highest rate of new HIV diagnoses compared to women of other races and ethnicities. In 2021, there were 344 Black women living with HIV in Travis County. Although Black women make up only nine percent of the Travis County female population, they are 50 percent of women living with HIV. This shows the continued need to promote HIV prevention and education in Black women.

## Black Women Living With HIV in Travis County

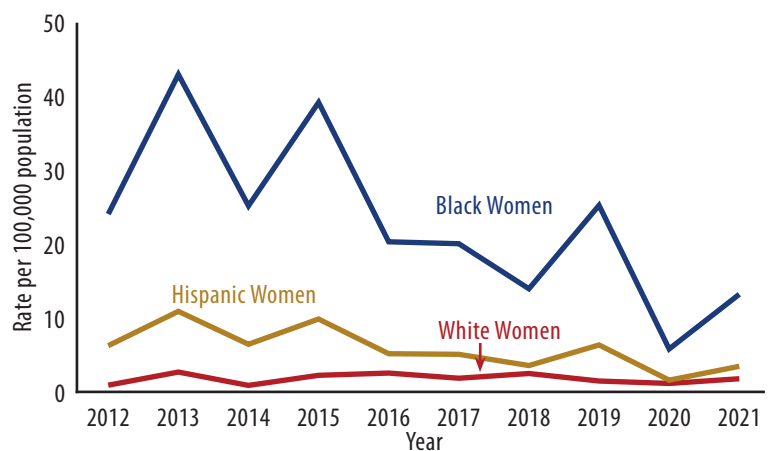
The rate of Black women living with HIV in Travis County (643 per 100,000 population) is 7.3 times the rate of Hispanic women living with HIV and 15.6 times the rate of White women living with HIV.

The most common way Black women in Travis County get HIV is through sex with a male living with HIV (89 percent).

An early diagnosis of HIV infection helps people get the care they need to stay healthy. Being diagnosed with HIV late (within a year of an AIDS diagnosis) reduces treatment effectiveness. In 2021, 29 percent of Black women diagnosed with HIV in Travis County received a late diagnosis.

**One in every 133** Black women in Travis County is living with HIV.

## Rate of New HIV Diagnoses in Women by Race/Ethnicity, Travis County, 2012-2021



*Most years have few or no HIV diagnoses in women from other races or of mixed race in Travis County. You can find rates for all races in the Black Women and HIV in Texas fact sheet.*

## Black Women Without HIV-Related Medical Care in 2021

More than ever before, advances in medical care have enabled people with HIV to stay healthy and live longer. Some persons living with HIV may not seek care because they do not feel ill. Others may have problems affording or accessing health care. Still others may not seek medical care because of substance abuse, mental health issues, or HIV-related stigma.

More Black persons living with HIV (PLWH) (12,105) did not receive HIV medical care in 2021 compared to other racial and ethnic groups in Texas.

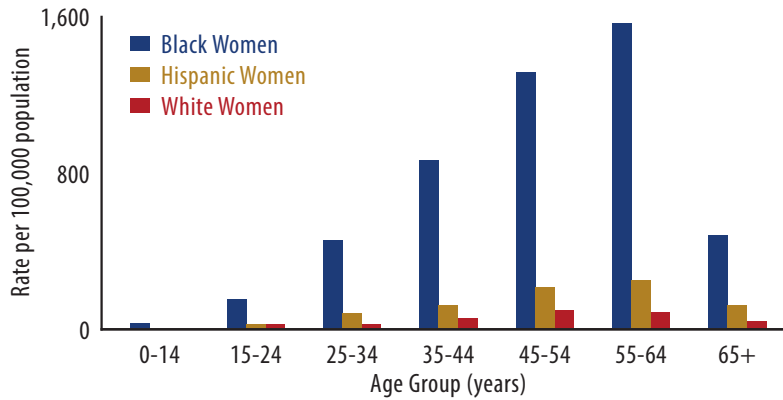
- **Nearly one in three** Black women living with HIV in **Texas** (3,572) were out of care in 2021.
- **One in four** Black women living with HIV in **Travis County** (83) were out of care in 2021.



**TEXAS**  
Health and Human  
Services

Texas Department of State  
Health Services

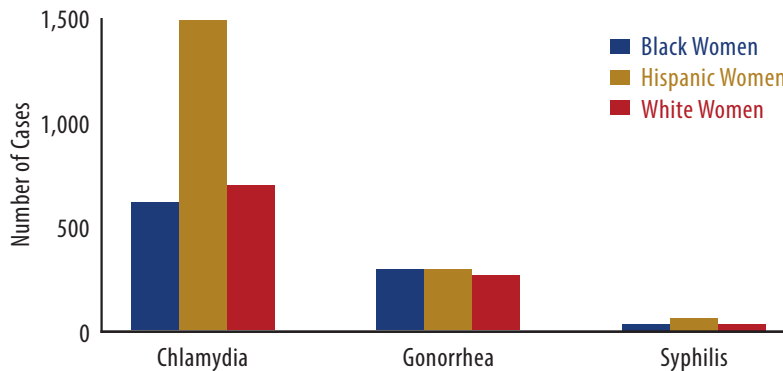
## Rate of Women Living with HIV by Age and Race/Ethnicity, Travis County, 2021



## HIV and Other STDs

People with STDs are at least two to five times more likely to get HIV through exposure from sexual contact than those without STDs. Plus, a PLWH who gets another STD is more likely to transmit HIV through sexual contact than other PLWH. Among women, the Black community has the highest case rates of chlamydia, gonorrhea, and syphilis in Travis County.

## Cases of Chlamydia, Gonorrhea, and Syphilis Among Women by Race/Ethnicity, Travis County, 2020



## HIV Prevention for Black Women in Texas. What Can You Do?

Know the Facts! Early diagnosis and effective treatment of HIV will help reduce HIV transmission. Get tested. Know your partners HIV/STD status. Protect yourself by using condoms. Educate others about safe sex practices. Find out if PrEP is right for you.

To learn more about HIV prevention for Black women in Texas, contact the DSHS HIV/STD Section at [hiv.std@dshs.texas.gov](mailto:hiv.std@dshs.texas.gov).

# More About Black Women and HIV in Texas

**One in every 690** Texas Women have HIV  
**One in 156** Black Women  
**One in 1,080** Hispanic Women  
**One in 2,146** White Women

Since 2012, **51 percent** of new HIV diagnoses in Texas women under the age of 25 were among young Black women

The rate of new HIV diagnoses among Black women in Texas is **five times** the rate for Hispanic women and **ten times** the rate for White women

Black women have the highest case counts of gonorrhea and the second highest case counts of chlamydia and primary and secondary syphilis in Texas

## DSHS HIV/STD Section

737-255-4300

[dshs.texas.gov/hivstd/txbwi](https://dshs.texas.gov/hivstd/txbwi)

(Rev. 9/2023)



**TEXAS**  
Health and Human  
Services

Texas Department of State  
Health Services