



DSHS Arbovirus Activity Report
Week #22 (ending June 6, 2015)
Report Date: June 9, 2015

Table 1. Arbovirus Activity Summary, Texas, Weeks 1-22

Disease	Positive Mosquito Pools	Avian	Equine	Sentinel Chicken	Human						TOTAL
					Febrile Illness	Neurologic Illness	Hemorrhagic Fever	TOTAL (HUMAN)	Deaths	PVD‡	
CHIKV					9			9			9
DENV					3			3			3
EEEV								0			0
SLEV				1				0			1
WNV	7					1		1			8
OTHER ARBOVIRUS*	1										1
TOTAL REPORTS	8	0	0	1	12	1	0	13	0	0	22

CHIKV - Chikungunya Virus

DENV - Dengue Virus

EEEV - Eastern Equine Encephalitis Virus

SLEV - Saint Louis Encephalitis Virus

WNV - West Nile Virus

*Other Arbovirus - Tensaw virus

‡PVD - Presumptive viremic blood donors are people who had no symptoms at the time of donating blood through a blood collection agency, but whose blood tested positive when screened for the presence of WNV. Unless they meet the case reporting criteria, they are not counted as a case for official reporting purposes and are not included in the "total reports" column.

Table 2. Arbovirus Activity by County, Weeks 1-22

County	CHIKV*		DENV*		EEEV				SLEV			WNV								OTHER ARBOVIRUS		COUNTY TOTAL**	
	M	H	M	H	M	E	SC	H	M	SC	H	M	A	E	SC	H				M	H		
																WNF	WNND	PVD‡	TOTAL				
Dallas		2										6											8
El Paso		1																					1
Fort Bend		1																					1
Galveston										1											1		2
Harris		2		1														1				1	4
Randall				1																			1
Tarrant		1		1								1											3
Travis		2																					2
Total Number of Reports	0	9	0	3	0	0	0	0	0	1	0	7	0	0	0	0	0	1	0	1	1	0	22

M - mosquito A-avian E-equine SC- sentinel chicken H- human

CHIKV - Chikungunya Virus

DENV - Dengue Virus

EEEV - Eastern Equine Encephalitis Virus

SLEV - Saint Louis Encephalitis Virus

WNV - West Nile Virus

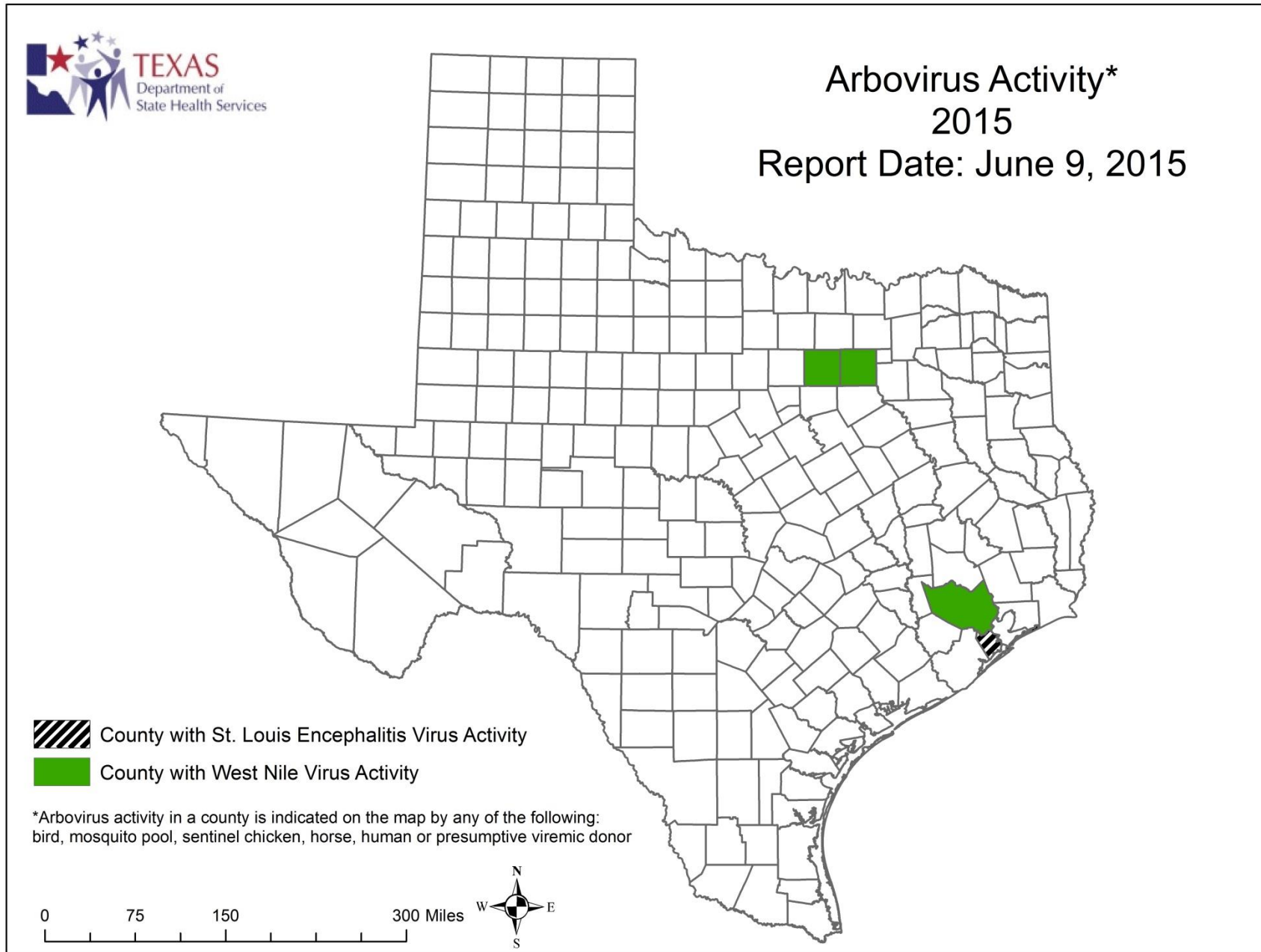
OTHER ARBOVIRUS - Tensaw virus

*All reported cases are imported.

**Total may not equal the sum of the contributing subtotals because some counties will have reports from multiple species and/or for multiple diseases or disease syndromes.

‡Presumptive viremic blood donors (PVDs) are not included in any of the "total columns".

Figure 1. Texas Counties Reporting any WNV Activity, Weeks 1-22



A Texas map showing the names of each County is available at www.dshs.state.tx.us/regions/stregctymap.pdf.

Figure 2. Epidemiologic Curve of Mosquito WNV Activity, 2013-2015

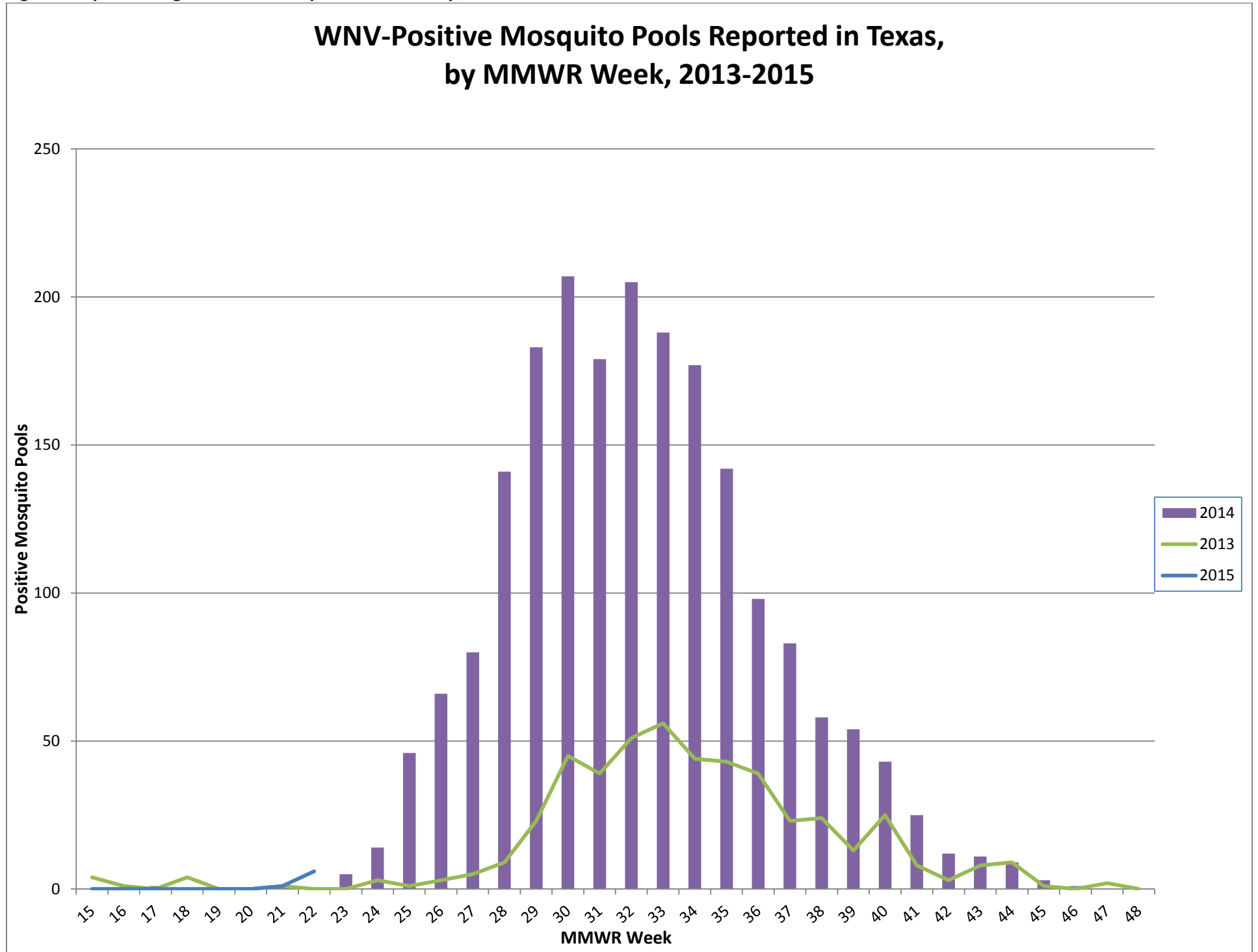
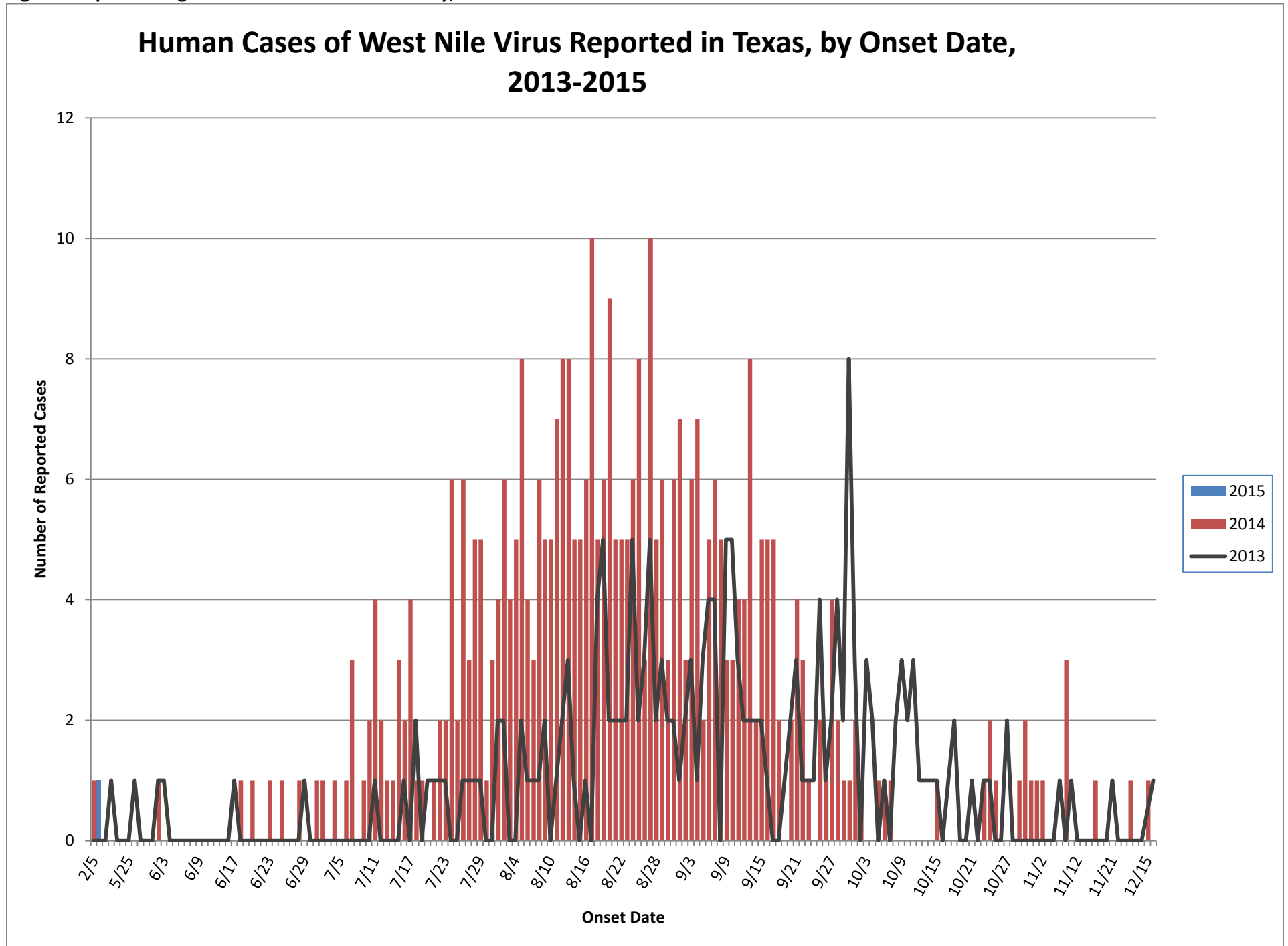


Figure 3. Epidemiologic Curve of Human WNV Activity, 2013-2015



For more detailed information about arboviruses found in Texas, please visit <http://www.dshs.state.tx.us/idcu/disease/arboviral/>.