



**2018 DSHS Arbovirus Activity Report
Week #51 (ending December 22, 2018)
Report Date: December 27, 2018**

Table 1. 2018 Arbovirus Activity Summary, Texas, Weeks 1-51

Arbovirus	Positive Mosquito Pools	Avian	Equine	Sentinel Chicken	Human						TOTAL
					Febrile Illness	Neurologic Illness	Severe Dengue	TOTAL (HUMAN)	Deaths	PVD ²	
California Serogroup ¹						1		1			1
Chikungunya					7			7			7
Dengue					18			18			18
Eastern Equine Encephalitis								0			0
St. Louis Encephalitis	2							0			2
West Nile	1012	6	18		35	95		130	5	24	1166
Zika ³								3			3
TOTAL REPORTS	1014	6	18	0	60	96	0	159	5	24	1197

¹California Serogroup includes California encephalitis, Jamestown Canyon, Keystone, La Crosse, snowshoe hare, and trivittatus viruses.

²PVD - Presumptive viremic blood donors are people who had no symptoms at the time of donating blood through a blood collection agency, but whose blood tested positive when screened for the presence of West Nile virus or Zika virus. Unless they meet the case reporting criteria, they are not counted as a case for official reporting purposes and are not included in the "Total" column.

³Zika disease cases

Table 2. 2018 Aedes-Associated Arbovirus Activity by County, Weeks 1-51

County	CHIKV*		DENV		ZIKV*			COUNTY TOTAL
	M	H	M	H	M	H	PVD‡	
Bell		1						1
Bexar				2				2
Cameron				1				1
Collin		1		2		1		4
Dallas		2		1				3
Fort Bend		1		1				2
Harris				4				4
Maverick				4				4
Montgomery		1						1
Starr				1				1
Travis		1		1				2
Williamson				1		2		3
Total Number of Reports	0	7	0	18	0	3	0	28

M - mosquito H- human

CHIKV - Chikungunya Virus

DENV - Dengue Virus

ZIKV - Zika Virus

* All reported cases are imported.

‡PVDs are not included in the "County Total" column.

Table 3. 2018 Other Arbovirus Activity by County, Weeks 1-51

County	CAL*		EEEV				SLEV			WNV								COUNTY TOTAL
	M	H	M	E	SC	H	M	SC	H	M	A	E	SC	H				
														WNF	WNND	PVD#	TOTAL	
Angelina														1			1	1
Bailey															1		1	1
Bell		1								5							0	6
Bexar										2							0	2
Brazos										1				1	1		2	3
Briscoe														1			1	1
Cameron										7					1		1	8
Carson															1		1	1
Castro															1		1	1
Chambers														1			1	1
Collin										23				2	2		4	27
Cooke										1		1					0	2
Dallas										200		2		2	11		13	215
Deaf Smith												1					0	1
Denton										21		2			2		2	25
El Paso							2			20				3	3	1	6	28
Fort Bend										3					2		2	5
Galveston															1		1	1
Grayson										2							0	2
Gregg															2		2	2
Guadalupe														1			1	1
Hansford												1		1			1	2
Harris										310	6	1		7	26	13	33	350
Haskell															1		1	1
Hidalgo												1		2	2	2	4	5
Hunt															1		1	1
Jefferson										8							0	8
Johnson										5							0	5
Jones												2					0	2
Lavaca												1					0	1
Lubbock										5				1	3		4	9

Table 3 (continued)

County	CAL*		EEEV				SLEV			WNV								COUNTY TOTAL
	M	H	M	E	SC	H	M	SC	H	M	A	E	SC	H				
														WNF	WNND	PVD‡	TOTAL	
Mason												1					0	1
Midland																1	0	0
Montague												1					0	1
Montgomery										101				3	8	2	11	112
Navarro															1		1	1
Nueces										1							0	1
Orange										3					1		1	4
Potter										1						2	0	1
Randall												1		1		1	1	2
Roberts															1		1	1
Rockwall										1							0	1
Smith														1	3		4	4
Tarrant										272		1		6	12		18	291
Taylor												1					0	1
Tom Green															1		1	1
Travis										8				1	3		4	12
Trinity															1		1	1
Walker															1		1	1
Webb															1		1	1
Wharton															1	1	1	1
Wichita										1		1					0	2
Williamson										11							0	11
Total Number of Reports	0	1	0	0	0	0	2	0	0	1012	6	18	0	35	95	23	130	1169

M - mosquito A-avian E-equine SC- sentinel chicken H- human WNF - West Nile Fever WNND - West Nile Neuroinvasive Disease

CAL - California Serogroup Viruses

EEEV - Eastern Equine Encephalitis Virus

SLEV - St. Louis Encephalitis Virus

WNV - West Nile Virus

*Imported case of La Crosse

‡PVDs are not included in any of the "Total" columns.

Figure 1. Texas Counties Reporting Arbovirus Activity, Week 1-51



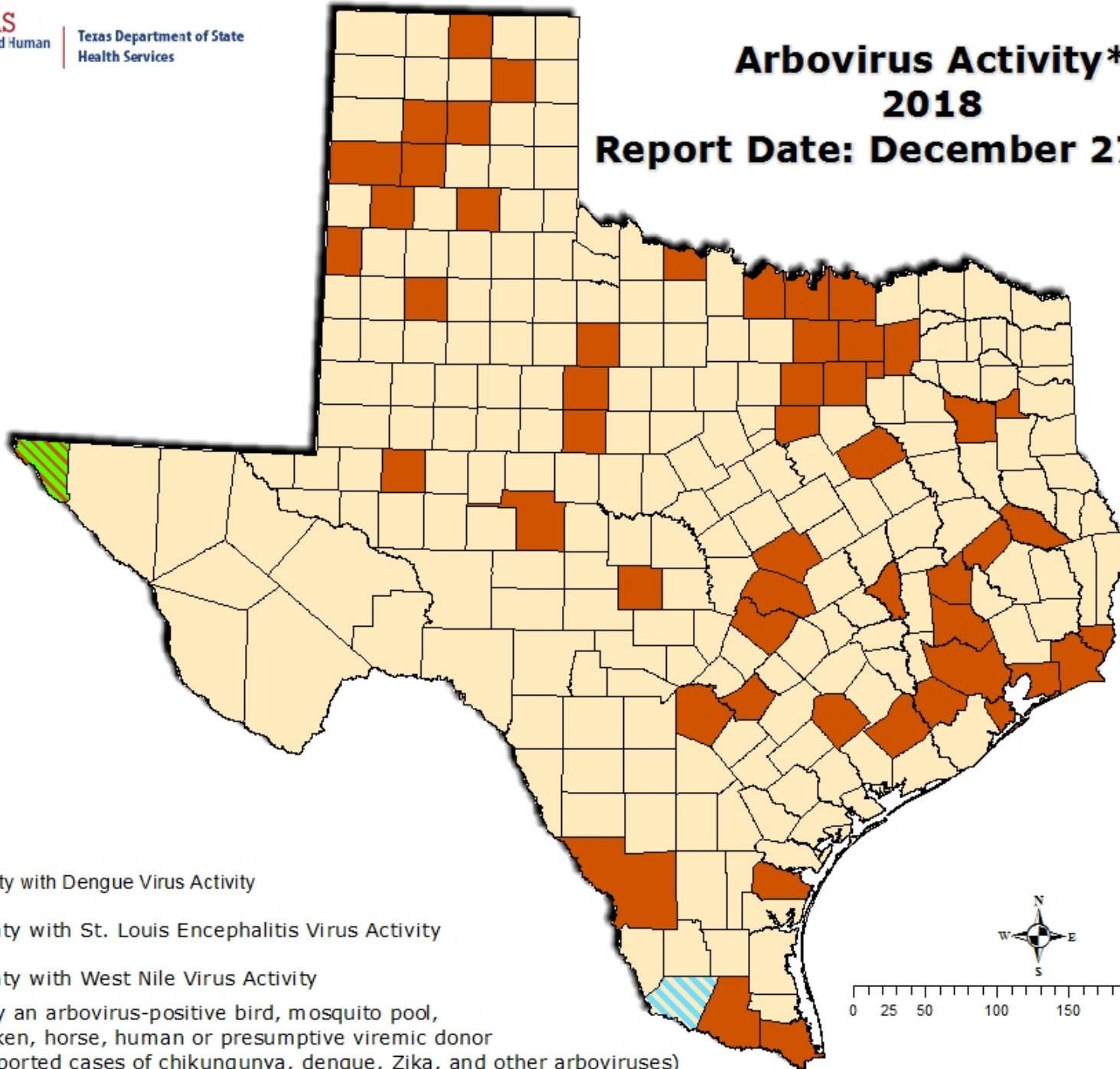
TEXAS
Health and Human
Services




Texas Department of State
Health Services

Arbovirus Activity*

2018

Report Date: December 27, 2018



-  County with Dengue Virus Activity
-  County with St. Louis Encephalitis Virus Activity
-  County with West Nile Virus Activity

*Indicated by an arbovirus-positive bird, mosquito pool, sentinel chicken, horse, human or presumptive viremic donor (excludes imported cases of chikungunya, dengue, Zika, and other arboviruses)

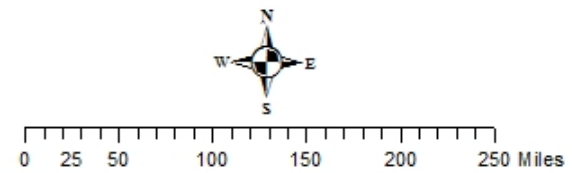


Figure 2. Epidemiologic Curve of Mosquito WNV Activity, 2016-2018

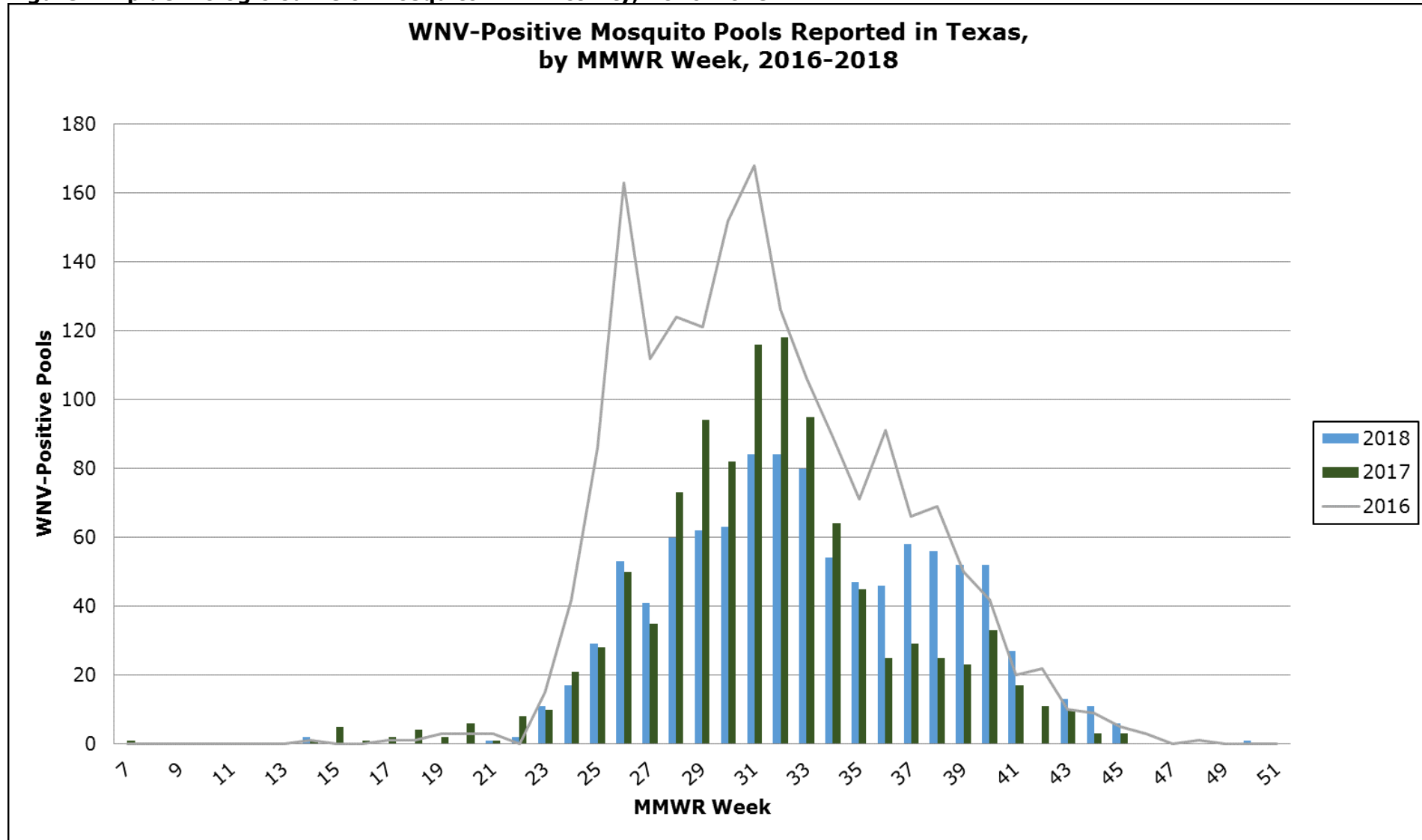


Figure 3. Epidemiologic Curve of Human WNV Activity, 2016-2018

