



Weekly Flu Surveillance Report

Week 49- December 4th- December 10th, 2022

Disclaimer

Most cases of influenza are not reportable in the state of Texas, thus the data in this report was collected from hospitals, clinics, and schools throughout the region who have agreed to voluntarily submit data.

Definitions

ILI: Influenza-Like Illness. This is an illness that resembles the flu, but has not been confirmed. **Rapid:** These tests are typically done in-house to quickly test for influenza. **PCR:** These tests are generally more precise than rapid tests and are performed at the DSHS state lab and many commercial labs to confirm a case of influenza.

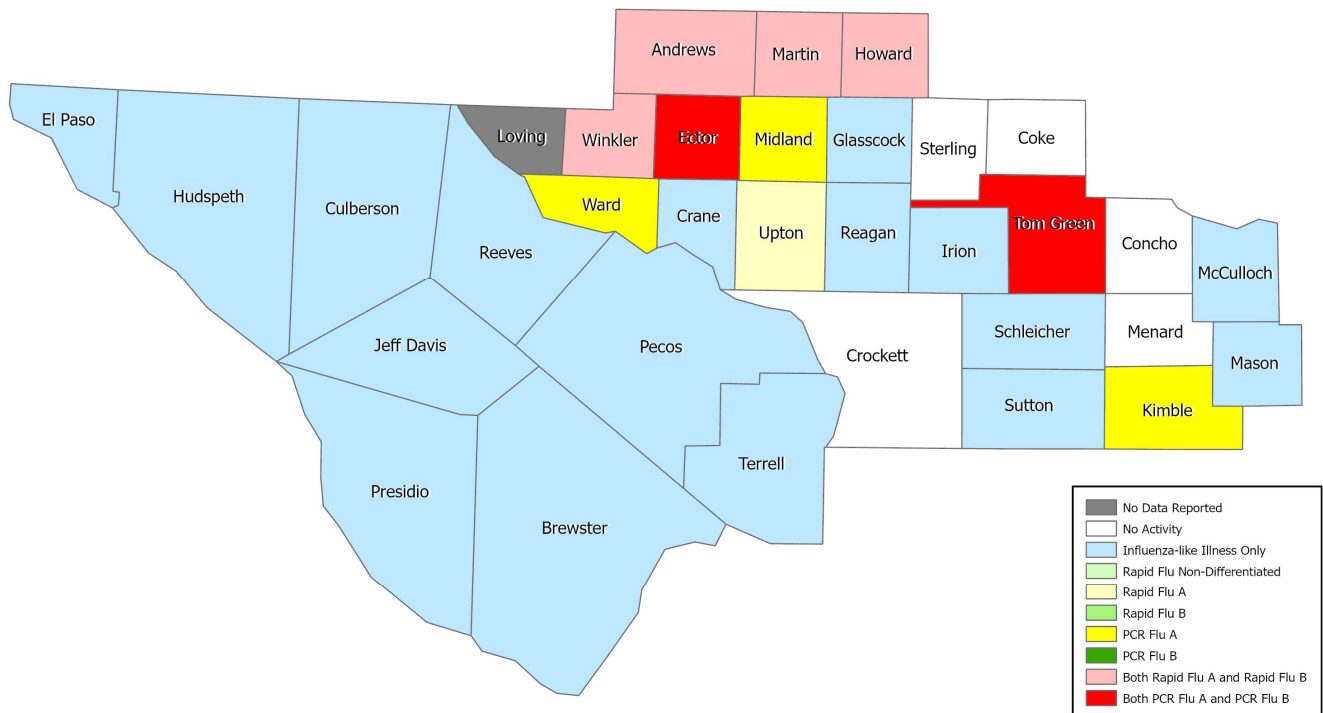
Summary Data

Condition	Week 49	Week 48	Week 47
Number of Counties Reporting (36 total)	↑ 35	33	35
Number of Counties Reporting ILI	↓ 20	26	24
Number of Counties Reporting High Levels of ILI*	↓ 13	21	17
Number of Counties Reporting Flu A	↑ 10	7	9
Number of Counties Reporting Flu B	↑ 7	5	3
Number of Counties Reporting Flu A & Flu B	↑ 7	5	3

The arrows represent changes from the previous week. A sideways arrow means there was no change in that condition.

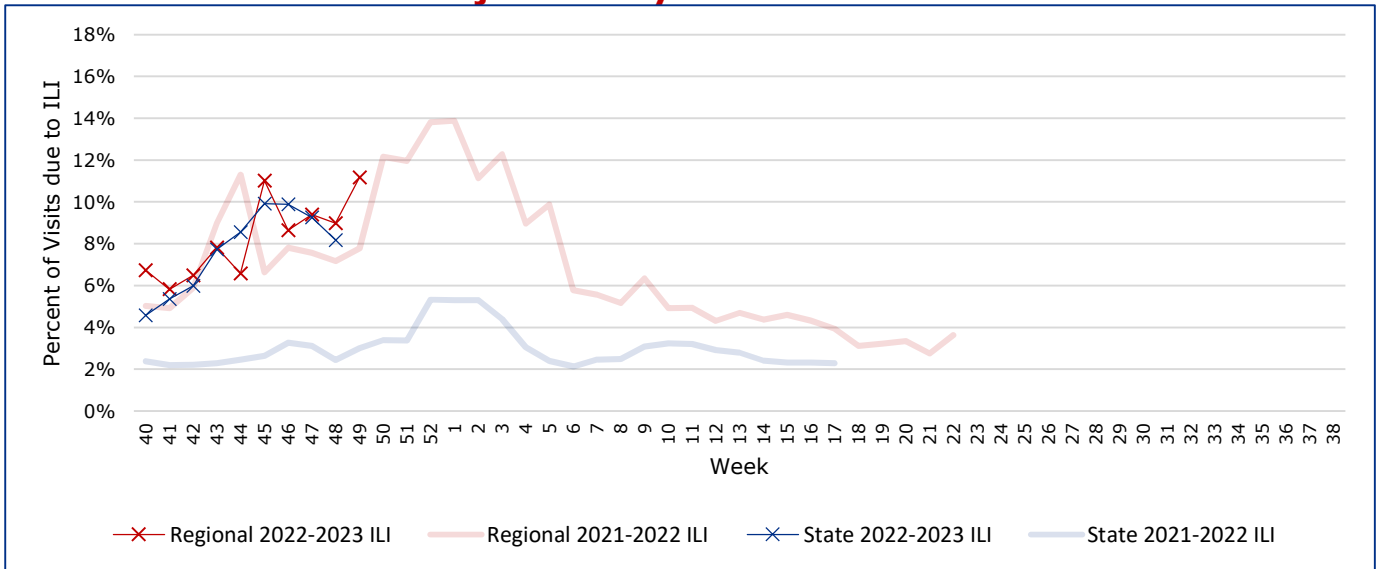
*Counties with total percent of visits due to ILI above 4.0% for the week are considered to have high/abnormal levels.

Map of Regional Flu Activity



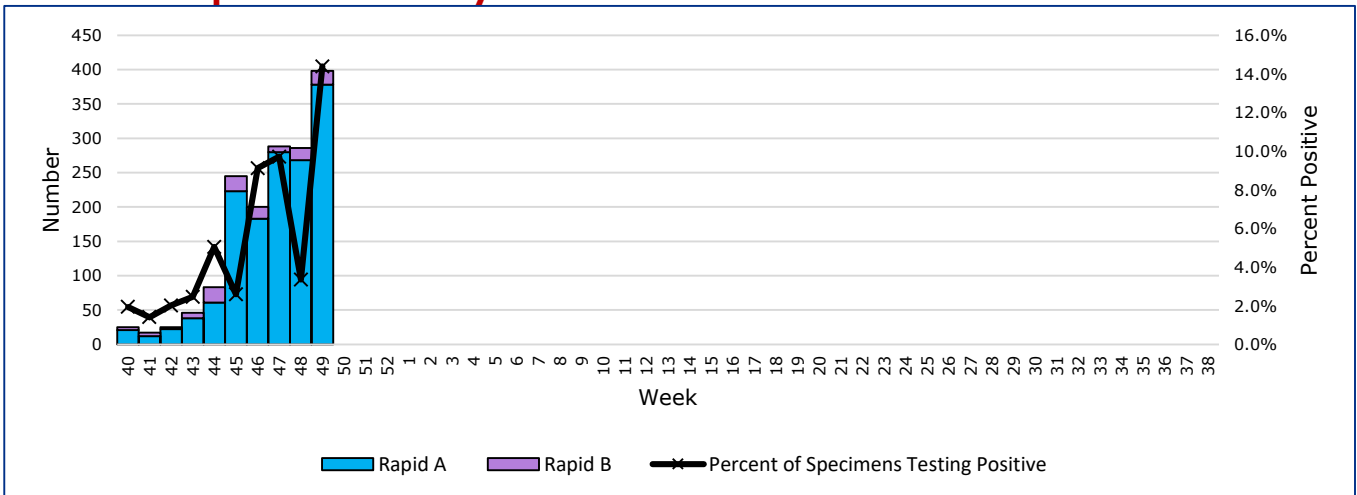
The map above depicts the previous week's reports of flu or influenza-like illness activity in each county. The legend on the bottom right of the map describes the meaning of each color.

Influenza-Like Illness Projections by Week



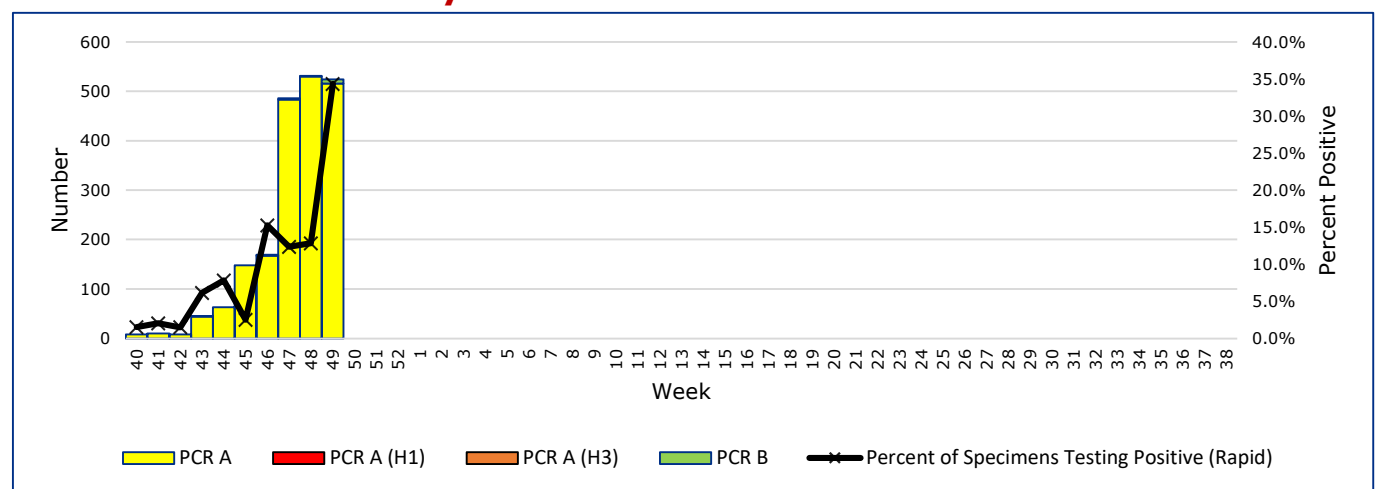
This chart documents the percentage of patient visits that were due to ILI at hospitals and clinics around the region, excluding confirmed COVID cases. It compares our region's data with the state's data and also compares to last flu season.

Positive Rapid Flu Tests by Week



This chart documents the number of rapid tests that have come back positive for flu A and flu B each week throughout the region.

Positive PCR Flu Tests by Week

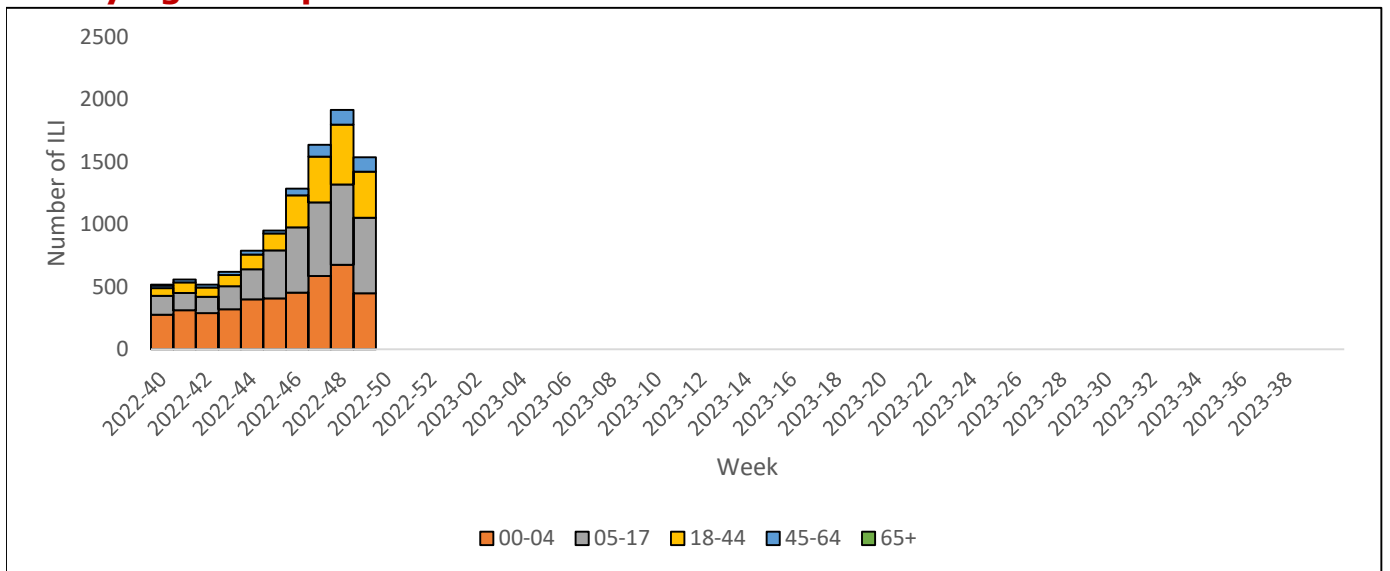


This chart documents the number of PCR tests that have come back positive for flu A and flu B each week throughout the region.

Flu Data by County

County	Week 49				Week 48				Week 47			
	Patient Visits	% with ILI	Flu A	Flu B	Patient Visits	% with ILI	Flu A	Flu B	Patient Visits	% with ILI	Flu A	Flu B
Andrews	646	23%	55	2	562	17%	44	2	252	33%	18	0
Brewster	96	0%	0	0	71	0%	0	0	92	0%	0	0
Coke	3	0%	0	0	2	0%	0	0	3	0%	0	0
Concho	17	0%	0	0	17	0%	0	0	15	0%	0	0
Crane	45	0%	0	0	41	0%	0	0	39	0%	0	0
Crockett	5	0%	0	0	3	0%	0	0	5	0%	0	0
Culberson	8	0%	0	0	13	0%	0	0	14	0%	0	0
Ector	6466	21%	394	10	6568	19%	370	7	4830	24%	403	4
El Paso	10989	0%	0	0	12085	0%	0	0	10252	0%	0	0
Glasscock	15	13%	0	0	4	0%	0	0	2	0%	0	0
Howard	535	9%	8	1	383	0%	0	0	502	6%	5	0
Hudspeth	27	0%	0	0	30	0%	0	0	20	0%	0	0
Irion	3	0%	0	0	0		0	0	4	0%	0	0
Jeff Davis	14	0%	0	0	13	0%	0	0	10	0%	0	0
Kimble	175	17%	2	1	156	12%	3	0	255	10%	4	1
Loving	0		0	0	0		0	0	0		0	0
McCulloch	9	0%	0	0	12	0%	0	0	8	0%	0	0
Martin	306	21%	20	1	53	0%	0	0	152	13%	4	0
Mason	44	0%	0	0	31	3%	0	0	26	0%	0	0
Menard	12	0%	0	0	12	0%	0	0	15	0%	0	0
Midland	3497	21%	258	0	3425	21%	240	1	2967	18%	188	0
Pecos	177	0%	0	0	175	0%	0	0	136	0%	0	0
Presidio	40	0%	0	0	51	0%	0	0	45	0%	0	0
Reagan	17	0%	0	0	26	0%	0	0	22	0%	0	0
Reeves	188	0%	0	0	172	1%	0	0	174	0%	0	0
Schleicher	4	0%	0	0	4	0%	0	0	8	0%	0	0
Sterling	2	0%	0	0	0		0	0	1	0%	0	0
Sutton	25	0%	0	0	31	0%	0	0	29	0%	0	0
Terrell	1	0%	0	0	7	0%	0	0	4	0%	0	0
Tom Green	1525	4%	82	9	1575	4%	110	7	1371	5%	119	6
Upton	157	32%	8	0	171	27%	7	0	173	32%	7	0
Ward	808	34%	32	0	163	0%	0	0	148	0%	0	0
Winkler	374	36%	34	4	434	32%	23	2	255	28%	13	0
Total	26597	11.7%	893	28	26619	9.3%	797	19	22094	9.4%	761	11

ILI by Age Group



This chart documents the number of ILI admissions in hospitals around the region by age group from syndromic surveillance data. It excludes ILI with a confirmed COVID-19 discharge diagnosis.

Influenza in Schools*

There are 12 regional schools reporting influenza cases for Week 49, and 16 regional schools reporting respiratory illnesses in students and staff.

***data is currently limited to schools that are not covered by local health departments**

Flu-Associated Pediatric Deaths & Outbreaks

No flu-associated pediatric deaths have been reported in PHR 9/10 this flu season. In PHR 9/10, no flu outbreaks have been reported for Week 49.

For a more comprehensive look at respiratory illnesses circulating throughout Texas, please visit: <https://www.dshs.state.tx.us/IDCU/disease/influenza/surveillance/2022-2023-Texas-Influenza-Surveillance-Activity/> and select the "Current Extended Flu Activity Report"