



Weekly Flu Surveillance Report

Week 02 - January 7th - January 13th, 2024

Disclaimer

Most cases of influenza are not reportable in the state of Texas, thus the data in this report was collected from hospitals, clinics, and schools throughout the region who have agreed to voluntarily submit data.

Definitions

ILI: Influenza-Like Illness. This is an illness that resembles the flu, but has not been confirmed. **Rapid:** These tests are typically done in-house to quickly test for influenza. **PCR:** These tests are generally more precise than rapid tests and are performed at the DSHS state lab and many commercial labs to confirm a case of influenza.

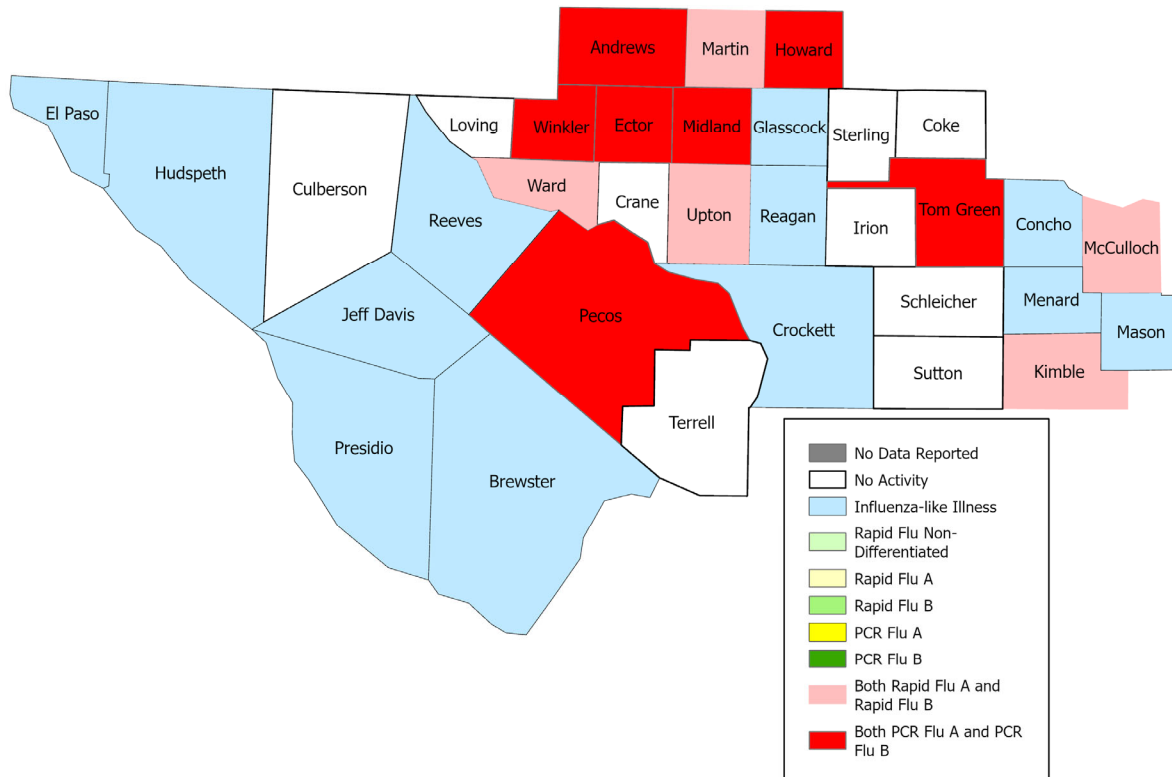
Summary Data

Condition	Week 02	Week 01	Week 52
Number of Counties Reporting (36 total)	↑ 36	34	34
Number of Counties Reporting ILI	↓ 18	22	24
Number of Counties Reporting High Levels of ILI*	↓ 8	14	15
Number of Counties Reporting Flu A	↑ 12	11	12
Number of Counties Reporting Flu B	→ 12	12	11
Number of Counties Reporting Flu A & Flu B	↑ 12	11	11

The arrows represent changes from the previous week. A sideways arrow means there was no change in that condition.

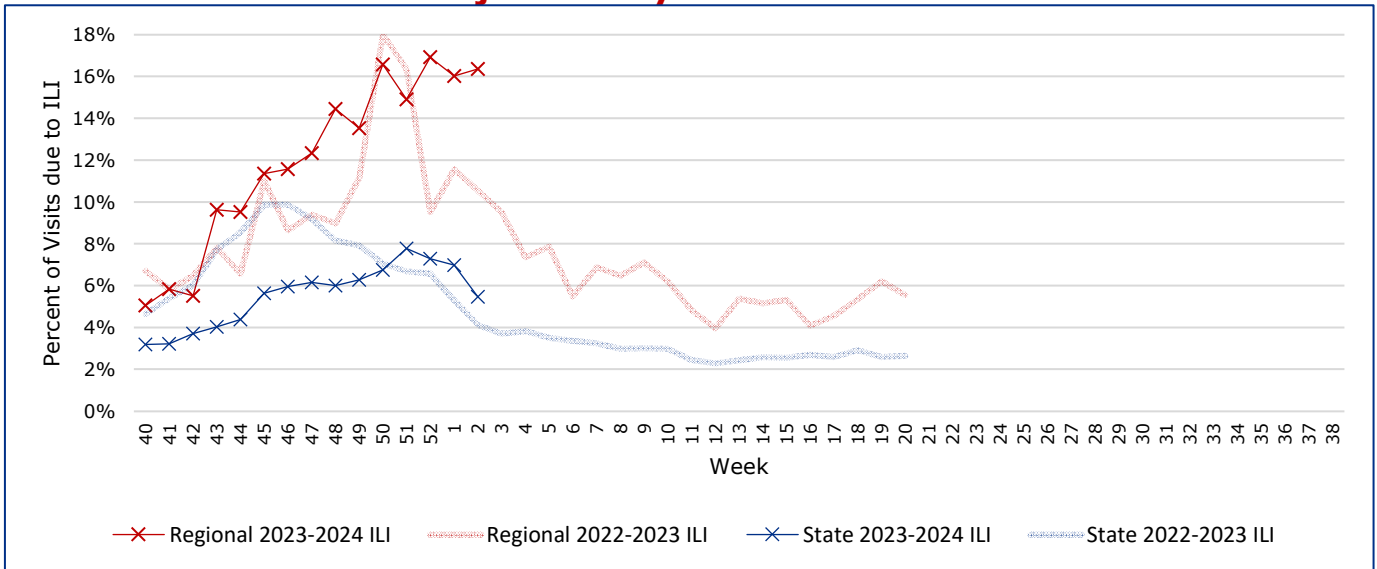
*Counties with total percent of visits due to ILI above 4.0% for the week are considered to have high/abnormal levels.

Map of Regional Flu Activity



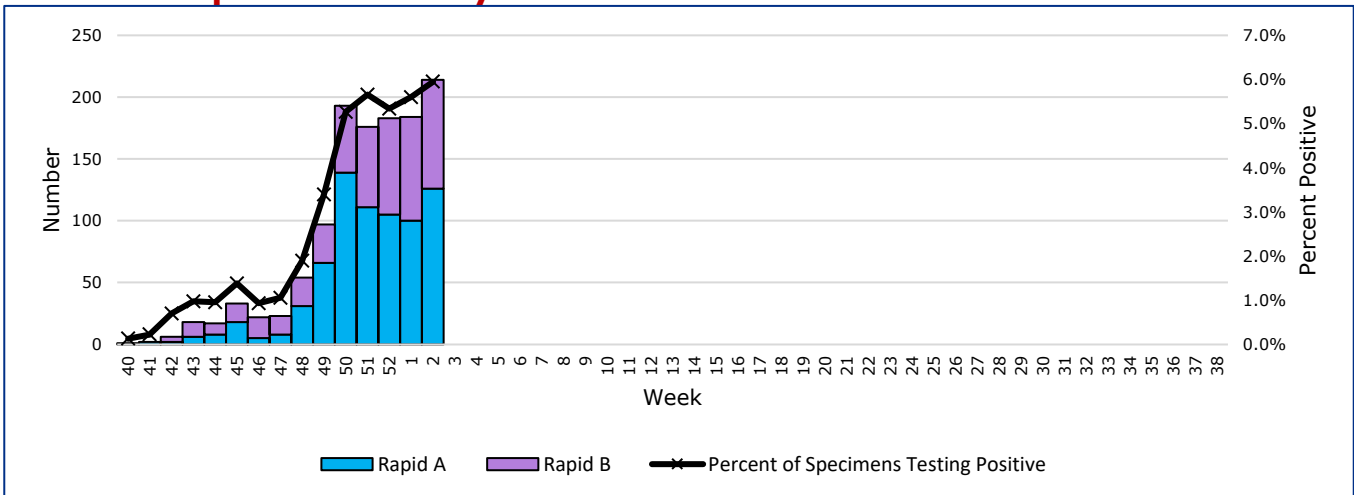
The map above depicts the previous week's reports of flu or influenza-like illness activity in each county. The legend on the bottom right of the map describes the meaning of each color.

Influenza-Like Illness Projections by Week



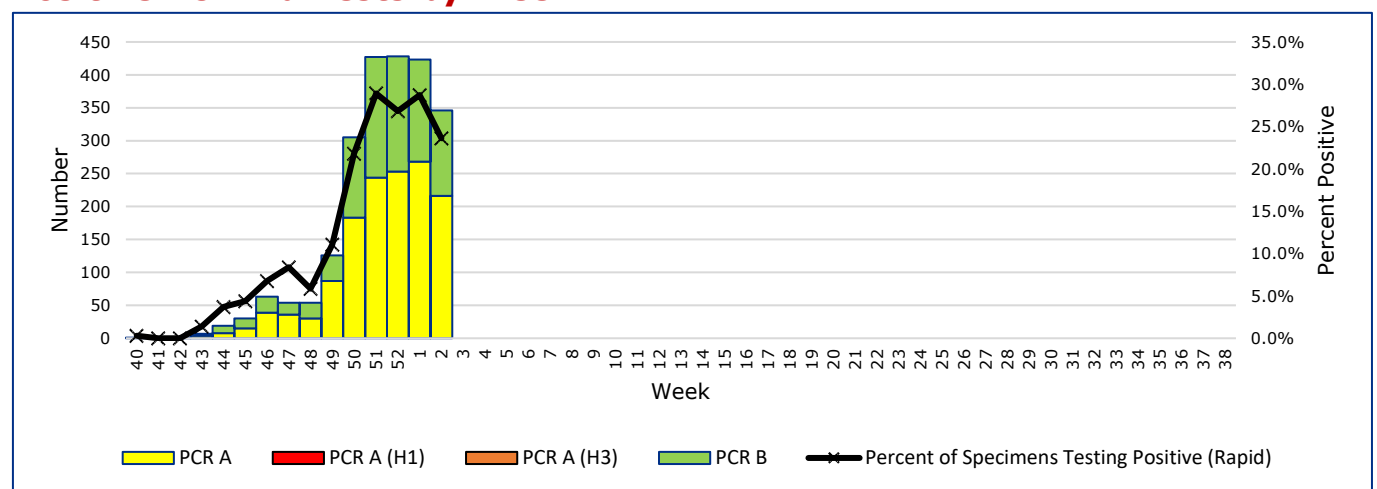
This chart documents the percentage of patient visits that were due to ILI at hospitals and clinics around the region, excluding confirmed COVID cases. It compares our region's data with the state's data and also compares to last flu season.

Positive Rapid Flu Tests by Week



This chart documents the number of rapid tests that have come back positive for flu A and flu B each week throughout the region.

Positive PCR Flu Tests by Week



This chart documents the number of PCR tests that have come back positive for flu A and flu B each week throughout the region.

Flu Data by County

County	Week 02				Week 01				Week 52			
	Patient Visits	% with ILI	Flu A	Flu B	Patient Visits	% with ILI	Flu A	Flu B	Patient Visits	% with ILI	Flu A	Flu B
Andrews	703	19%	31	9	589	21%	28	8	540	29%	33	7
Borden	3	0%	0	0	3	0%	0	0	1	0%	0	0
Brewster	79	0%	0	0	77	0%	0	0	86	0%	0	0
Coke	4	0%	0	0	1	0%	0	0	2	0%	0	0
Concho	20	0%	0	0	16	0%	0	0	17	0%	0	0
Crane	36	0%	0	0	42	0%	0	0	49	0%	0	0
Crockett	7	0%	0	0	13	0%	0	0	7	0%	0	0
Culberson	4	0%	0	0	9	0%	0	0	14	0%	0	0
Dawson	153	0%	0	0	186	0%	0	0	163	0%	0	0
Ector	5756	36%	157	110	5714	38%	156	114	5323	39%	156	99
El Paso	6569	0%	0	0	7113	0%	28	4	7642	0%	0	0
Gaines	126	0%	0	0	177	0%	0	0	183	0%	0	0
Glasscock	20	10%	0	0	13	8%	0	0	8	13%	0	0
Howard	501	5%	1	1	598	5%	3	3	581	7%	4	6
Hudspeth	25	0%	0	0	11	0%	0	0	14	0%	0	0
Irion	1	0%	0	0	0		0	0	2	0%	0	0
Jeff Davis	16	0%	0	0	21	0%	0	0	20	0%	0	0
Kimble	260	4%	2	1	140	19%	1	1	113	23%	3	0
Loving	1	0%	0	0	0		0	0	0		0	0
McCulloch	81	77%	1	4	86	88%	8	6	95	82%	6	3
Martin	295	12%	2	7	195	12%	1	4	152	17%	1	2
Mason	34	0%	0	0	34	0%	0	0	31	0%	0	0
Menard	10	0%	0	0	8	0%	0	0	8	0%	0	0
Midland	3047	16%	71	35	2962	19%	96	61	3128	21%	95	87
Pecos	1098	16%	15	4	661	17%	7	5	629	14%	8	12
Presidio	41	0%	0	0	39	0%	0	0	35	0%	0	0
Reagan	16	0%	0	0	20	0%	0	0	27	0%	0	0
Reeves	180	0%	0	0	195	0%	0	0	161	0%	0	0
Schleicher	1	0%	0	0	4	0%	0	0	1	0%	0	0
Sterling	4	0%	0	0	5	0%	0	0	0		0	0
Sutton	19	0%	0	0	19	0%	0	0	22	0%	0	0
Terrell	5	0%	0	0	8	0%	0	0	4	0%	0	0
Tom Green	1403	2%	25	22	1396	2%	31	20	1521	4%	33	20
Upton	137	13%	3	1	118	19%	0	2	123	22%	1	3
Ward	765	48%	25	14	175	0%	0	0	505	46%	8	4
Winkler	464	20%	9	10	407	30%	9	11	381	30%	10	10
Total	21884	16.4%	342	218	21055	16.4%	368	239	21588	16.6%	358	253

Flu-Associated Pediatric Deaths & Outbreaks

No flu-associated pediatric deaths have been reported in PHR 9/10 this flu season. In PHR 9/10, no flu outbreaks have been reported for Week 02.

For a more comprehensive look at respiratory illnesses circulating throughout Texas, please visit: <https://www.dshs.texas.gov/texas-respiratory-virus-surveillance-report> and select the "Current Texas Respiratory Virus Surveillance Report"