



DSHS Arbovirus Activity Report
Week #27 (ending July 11, 2015)
Report Date: July 14, 2015

Table 1. Arbovirus Activity Summary, Texas, Weeks 1-27

| Disease | Positive Mosquito Pools | Avian | Equine | Sentinel Chicken | Human | | | | | | TOTAL |
|----------------------|-------------------------|----------|----------|------------------|-----------------|--------------------|-------------------|---------------|----------|----------|------------|
| | | | | | Febrile Illness | Neurologic Illness | Hemorrhagic Fever | TOTAL (HUMAN) | Deaths | PVD‡ | |
| CHIKV | | | | | 9 | | | 9 | | | 9 |
| DENV | | | | | 4 | | | 4 | | | 4 |
| EEEV | | | | 5 | | | | 0 | | | 5 |
| SLEV | 1 | | | 1 | | | | 0 | | | 2 |
| WNV | 141 | | | | 1 | 2 | | 3 | | | 144 |
| OTHER ARBOVIRUS* | 1 | | | | | | | | | | 1 |
| TOTAL REPORTS | 143 | 0 | 0 | 6 | 14 | 2 | 0 | 16 | 0 | 0 | 165 |

CHIKV - Chikungunya Virus

DENV - Dengue Virus

EEEV - Eastern Equine Encephalitis Virus

SLEV - Saint Louis Encephalitis Virus

WNV - West Nile Virus

*Other Arbovirus - Tensaw virus

‡PVD - Presumptive viremic blood donors are people who had no symptoms at the time of donating blood through a blood collection agency, but whose blood tested positive when screened for the presence of WNV. Unless they meet the case reporting criteria, they are not counted as a case for official reporting purposes and are not included in the "total reports" column.

Table 2. Arbovirus Activity by County, Weeks 1-27

| County | CHIKV* | | DENV* | | EEEV | | | | SLEV | | | WNV | | | | | | | | OTHER ARBOVIRUS | | COUNTY TOTAL** | | | |
|-------------------------|--------|---|-------|---|------|---|----|---|------|----|---|-----|---|---|----|-----|------|------|-------|-----------------|---|----------------|---|-----|----|
| | M | H | M | H | M | E | SC | H | M | SC | H | M | A | E | SC | H | | | | M | H | | | | |
| | | | | | | | | | | | | | | | | WNF | WNND | PVD‡ | TOTAL | | | | | | |
| Collin | | | | | | | | | | | | 1 | | | | | | | | | | | | 1 | |
| Dallas | | 2 | | | | | | | | | | 28 | | | | | | | | | | | | | 30 |
| Denton | | | | | | | | | | | | 6 | | | | | | | | | | | | | 6 |
| El Paso | | 1 | | | | | | | 1 | | | 2 | | | | | | 1 | | | | | 1 | | 5 |
| Fort Bend | | 1 | | | | | | | | | | | | | | | | | | | | | | | 1 |
| Galveston | | | | | | | 5 | | | 1 | | | | | | | | | | | 1 | | | | 7 |
| Harris | | 2 | | 1 | | | | | | | | 64 | | | | | | 1 | | | | | 1 | | 68 |
| Johnson | | | | | | | | | | | | 3 | | | | | | | | | | | | | 3 |
| Kaufman | | | | | | | | | | | | | | | | | 1 | | | | | | 1 | | 1 |
| Montgomery | | | | | | | | | | | | 5 | | | | | | | | | | | | | 5 |
| Randall | | | | 1 | | | | | | | | | | | | | | | | | | | | | 1 |
| Rockwall | | | | | | | | | | | | 1 | | | | | | | | | | | | | 1 |
| Tarrant | | 1 | | 1 | | | | | | | | 31 | | | | | | | | | | | | | 33 |
| Travis | | 2 | | 1 | | | | | | | | | | | | | | | | | | | | | 3 |
| Total Number of Reports | 0 | 9 | 0 | 4 | 0 | 0 | 5 | 0 | 1 | 1 | 0 | 141 | 0 | 0 | 0 | 1 | 2 | 0 | 3 | 1 | 0 | | | 165 | |

M - mosquito A-avian E-equine SC- sentinel chicken H- human

CHIKV - Chikungunya Virus

DENV - Dengue Virus

EEEV - Eastern Equine Encephalitis Virus

SLEV - Saint Louis Encephalitis Virus

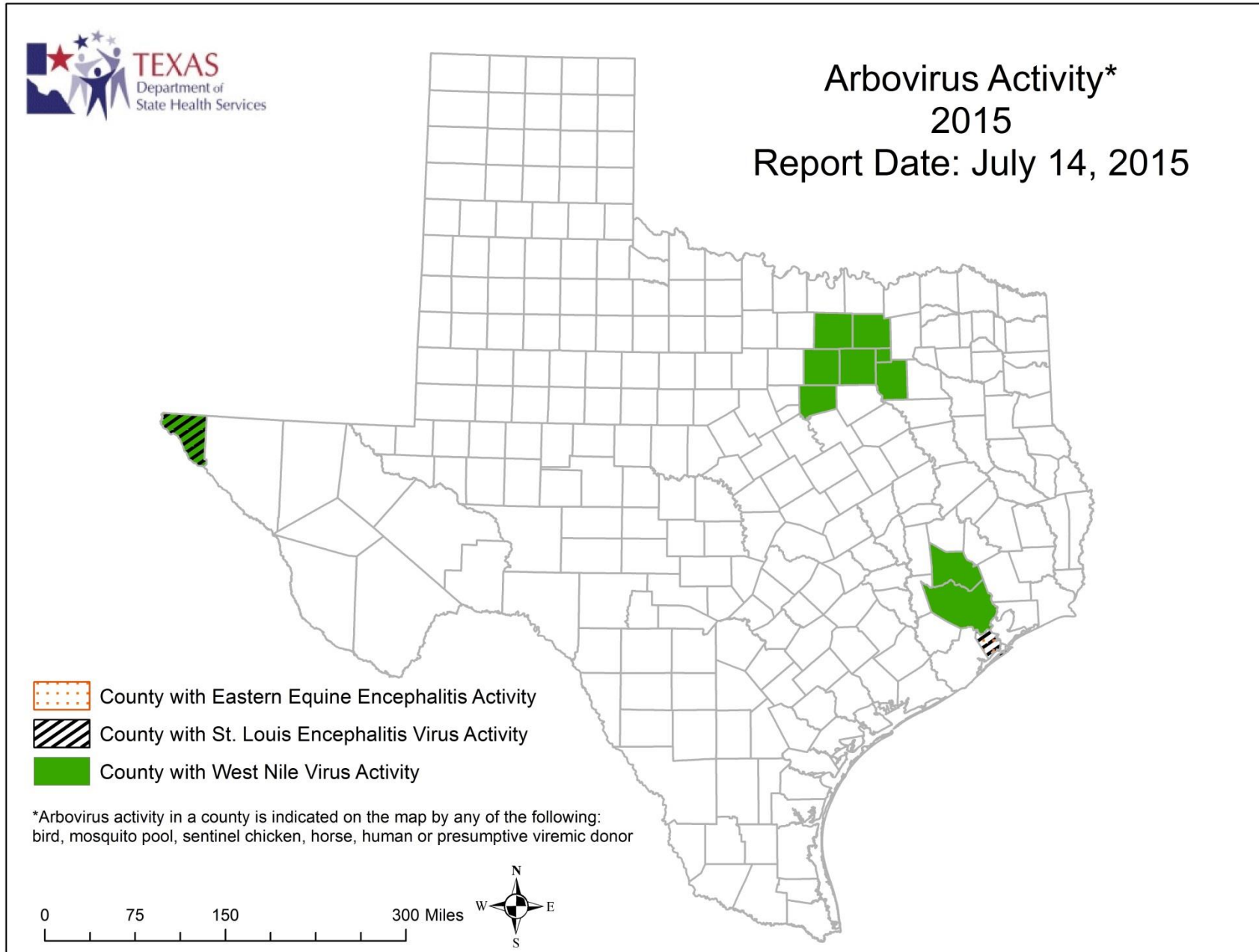
WNV - West Nile Virus

OTHER ARBOVIRUS - Tensaw virus

*All reported cases are imported.

‡Presumptive viremic blood donors (PVDs) are not included in any of the "total columns".

Figure 1. Texas Counties Reporting any Arbovirus Activity, Weeks 1-27



A Texas map showing the names of each County is available at www.dshs.state.tx.us/regions/stregctymap.pdf.

Figure 2. Epidemiologic Curve of Mosquito WNV Activity, 2013-2015

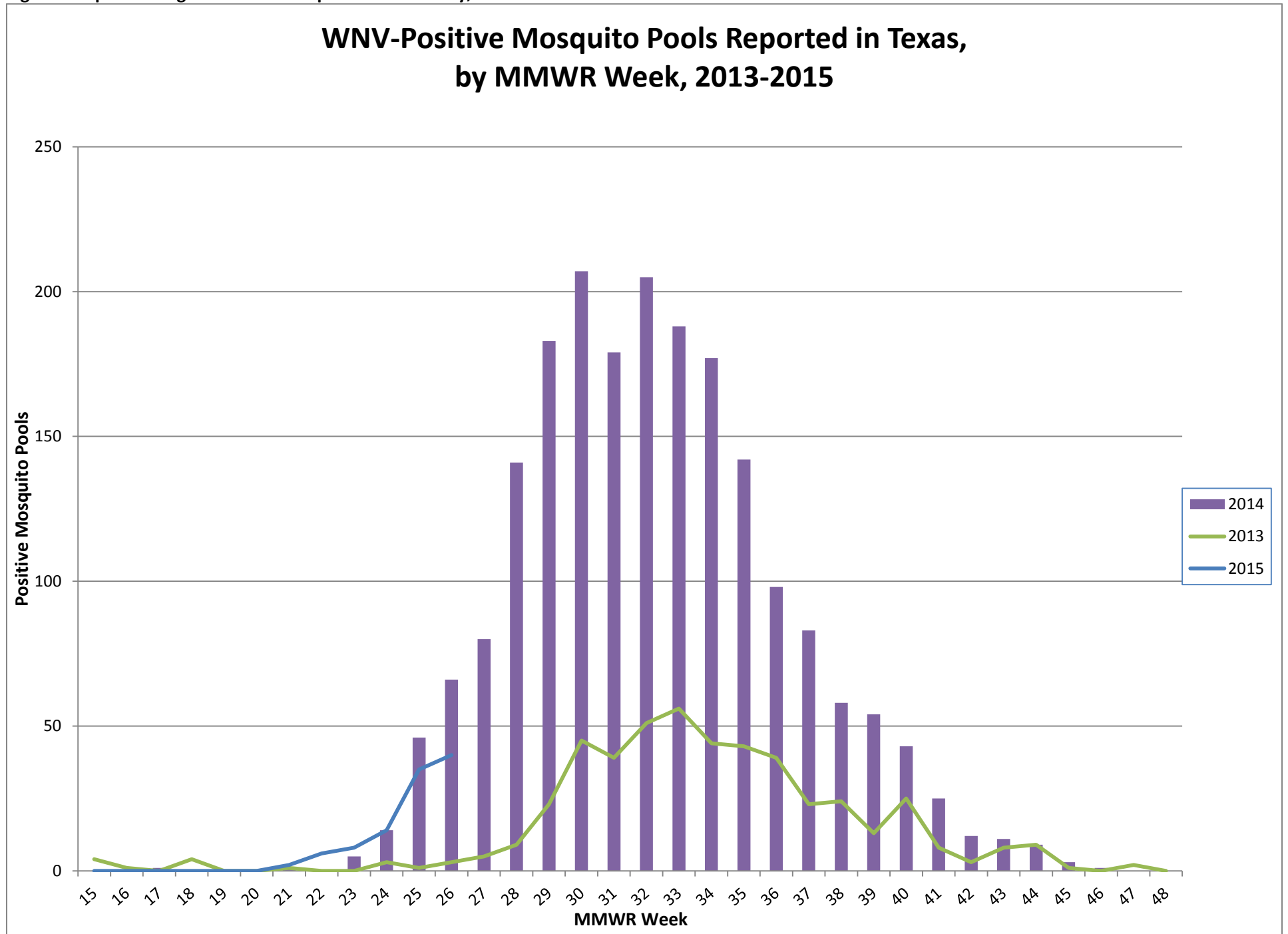
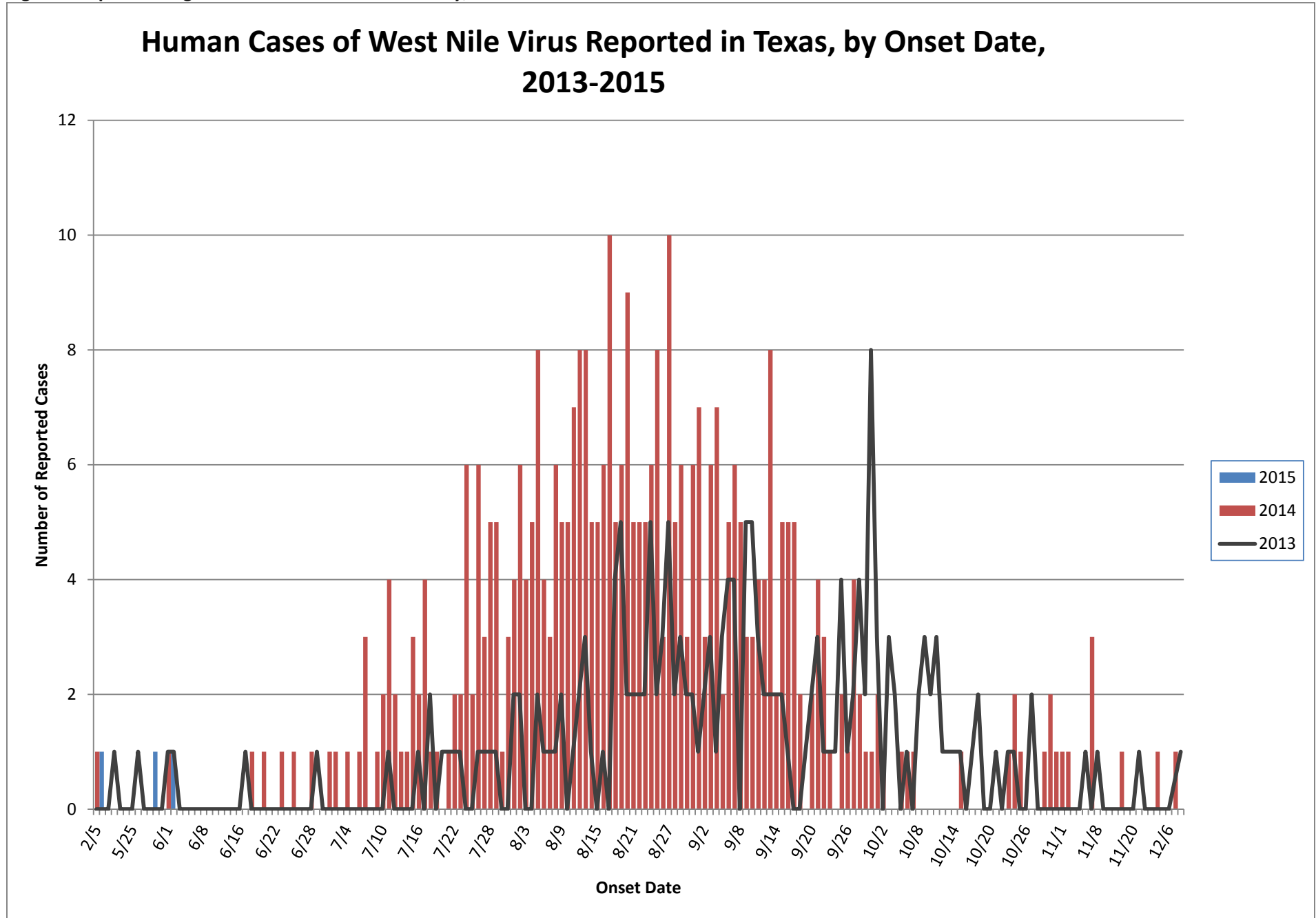


Figure 3. Epidemiologic Curve of Human WNV Activity, 2013-2015



For more detailed information about arboviruses found in Texas, please visit <http://www.dshs.state.tx.us/idcu/disease/arboviral/>.