



**DSHS Arbovirus Activity Report
 Week #28 (ending July 18, 2015)
 Report Date: July 21, 2015**

Table 1. Arbovirus Activity Summary, Texas, Weeks 1-28

Disease	Positive Mosquito Pools	Avian	Equine	Sentinel Chicken	Human						TOTAL
					Febrile Illness	Neurologic Illness	Hemorrhagic Fever	TOTAL (HUMAN)	Deaths	PVD‡	
CHIKV					11			11			11
DENV					4			4			4
EEEV			2	16				0			18
SLEV	1			1				0			2
WNV	221	2	1		1	2		3		2	227
OTHER ARBOVIRUS*	1										1
TOTAL REPORTS	223	2	3	17	16	2	0	18	0	2	263

CHIKV - Chikungunya Virus

DENV - Dengue Virus

EEEV - Eastern Equine Encephalitis Virus

SLEV - Saint Louis Encephalitis Virus

WNV - West Nile Virus

*Other Arbovirus - Tensaw virus

‡PVD - Presumptive viremic blood donors are people who had no symptoms at the time of donating blood through a blood collection agency, but whose blood tested positive when screened for the presence of WNV. Unless they meet the case reporting criteria, they are not counted as a case for official reporting purposes and are not included in the "total reports" column.

Table 2. Arbovirus Activity by County, Weeks 1-28

County	CHIKV*		DENV*		EEEV				SLEV			WNV								OTHER ARBOVIRUS		COUNTY TOTAL	
	M	H	M	H	M	E	SC	H	M	SC	H	M	A	E	SC	H				M	H		
																WNF	WNND	PVD‡	TOTAL				
Bexar												4											4
Collin												1											1
Dallas		3										47											50
Denton												10											10
El Paso		1							1			2					1						5
Fort Bend		1																					1
Galveston							16			1										1			18
Harris		2		1								101	2				1						107
Houston														1									1
Jefferson												2											2
Johnson												5											5
Kaufman																1							1
Montgomery												8											8
Newton						1																	1
Orange						1																	1
Potter																		1					0
Randall				1																			1
Reeves																		1					0
Rockwall												1											1
Tarrant		1		1								40											42
Travis		2		1																			3
Walker		1																					1
Total Number of Reports	0	11	0	4	0	2	16	0	1	1	0	221	2	1	0	1	2	2	3	1	0	263	

M - mosquito A-avian E-equine SC- sentinel chicken H- human

CHIKV - Chikungunya Virus

DENV - Dengue Virus

EEEV - Eastern Equine Encephalitis Virus

SLEV - Saint Louis Encephalitis Virus

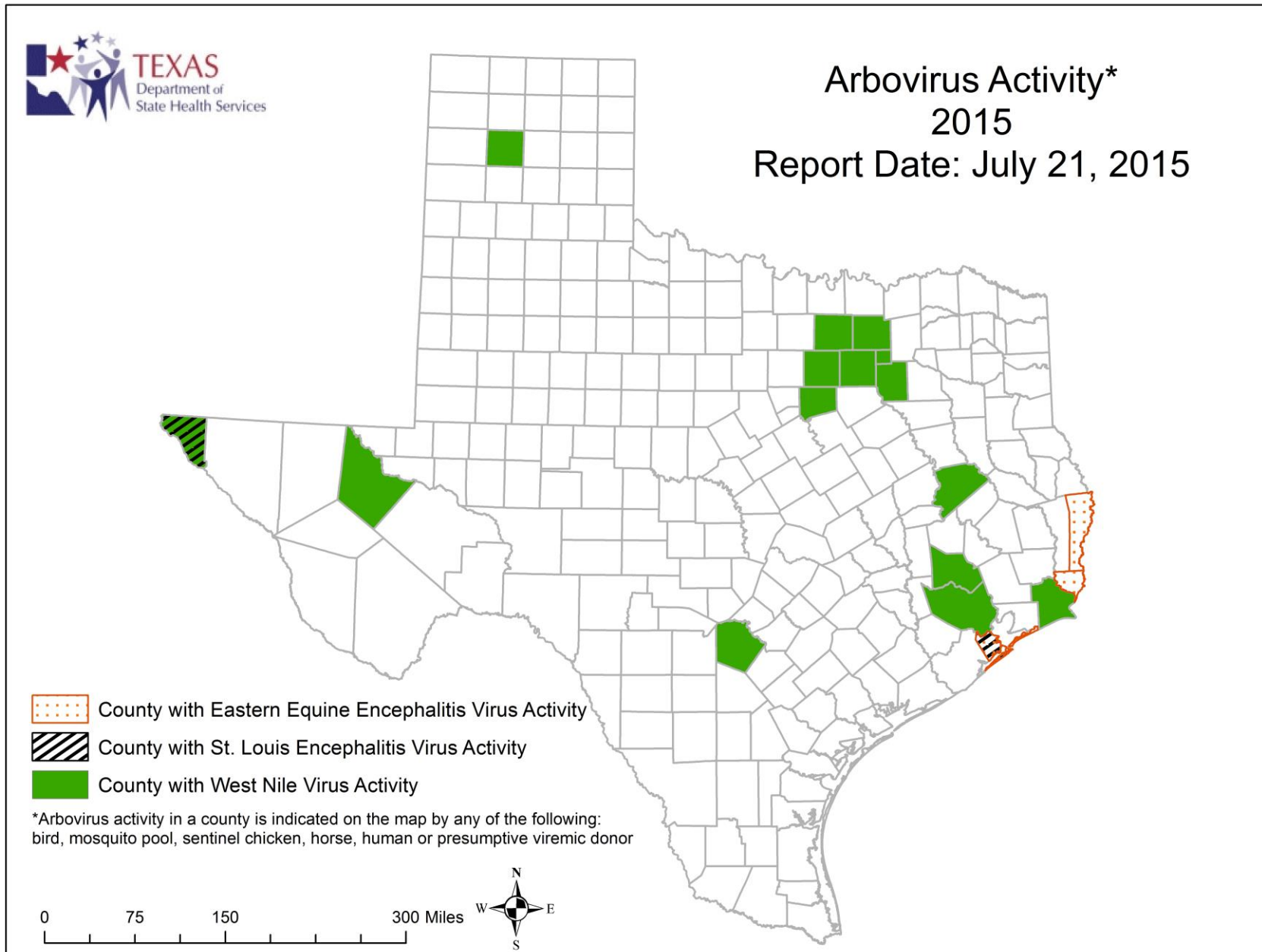
WNV - West Nile Virus

OTHER ARBOVIRUS - Tensaw virus

*All reported cases are imported.

‡Presumptive viremic blood donors (PVDs) are not included in any of the "total columns".

Figure 1. Texas Counties Reporting any Arbovirus Activity, Weeks 1-28



A Texas map showing the names of each County is available at www.dshs.state.tx.us/regions/stregctymap.pdf.

Figure 2. Epidemiologic Curve of Mosquito WNV Activity, 2013-2015

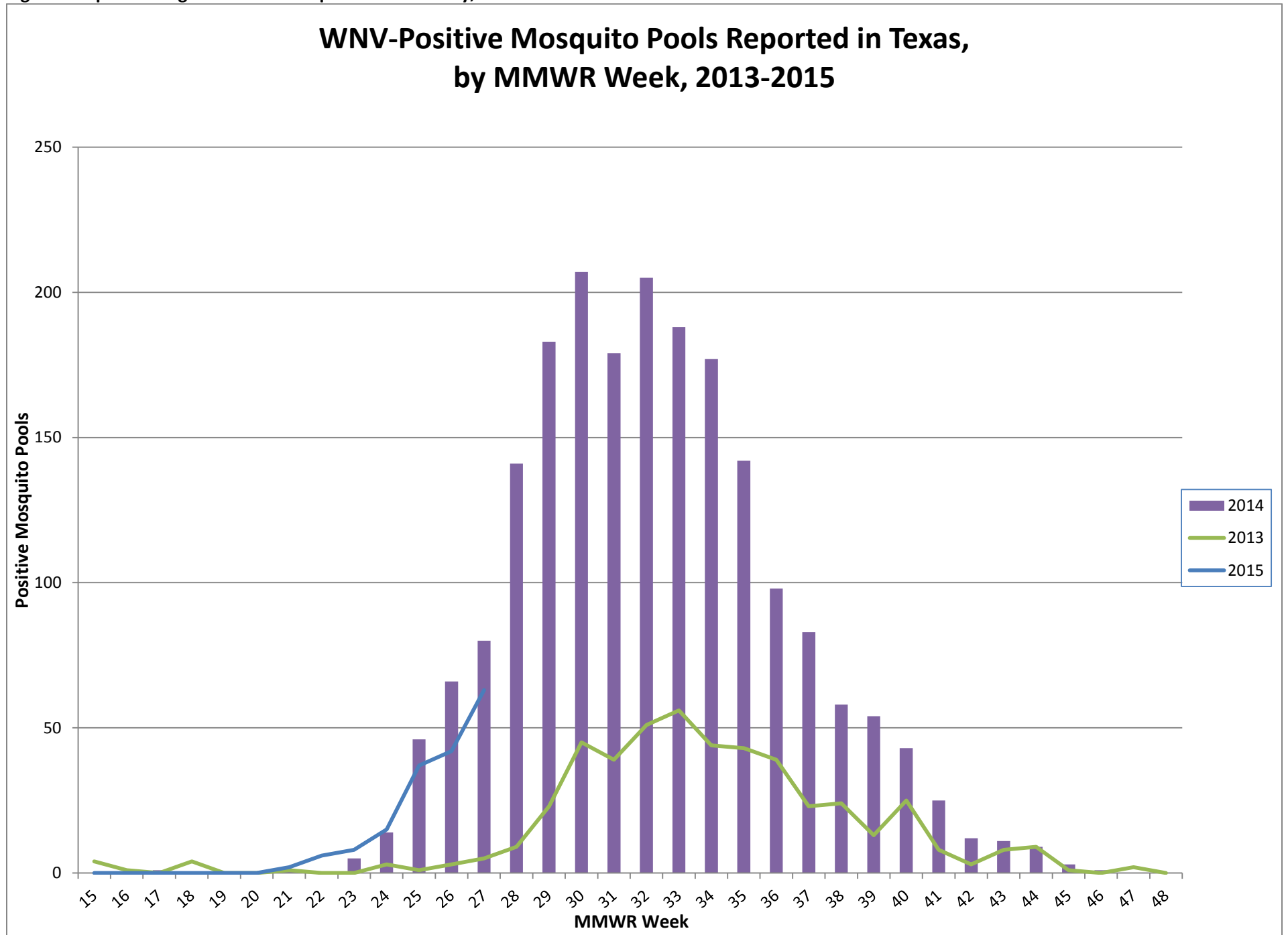
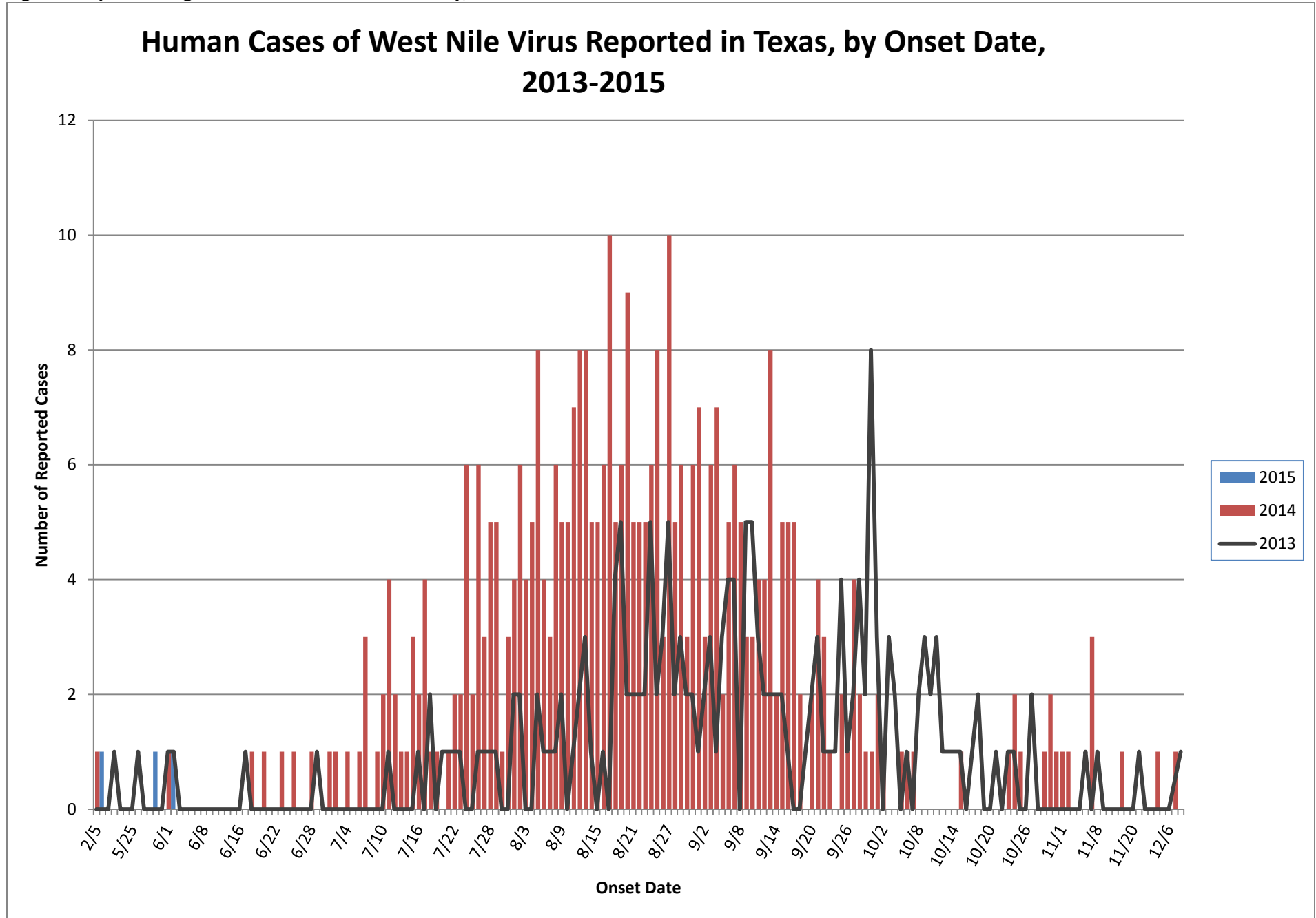


Figure 3. Epidemiologic Curve of Human WNV Activity, 2013-2015



For more detailed information about arboviruses found in Texas, please visit <http://www.dshs.state.tx.us/idcu/disease/arboviral/>.