



DSHS Arbovirus Activity Report
Week #40 (ending October 10, 2015)
Report Date: October 13, 2015

Table 1. Arbovirus Activity Summary, Texas, Weeks 1-40

Disease	Positive Mosquito Pools	Avian	Equine	Sentinel Chicken	Human						TOTAL
					Febrile Illness	Neurologic Illness	Severe Dengue	TOTAL (HUMAN)	Deaths	PVD‡	
CHIKV					29			29			29
DENV					15		2	17			17
EEEV			8	24				0			32
SLEV	4			1				0			5
WNV	1427	14	16		55	133		188	8	28	1645
OTHER ARBOVIRUS*	2										2
TOTAL REPORTS	1433	14	24	25	99	133	2	234	8	28	1730

CHIKV - Chikungunya Virus

DENV - Dengue Virus

EEEV - Eastern Equine Encephalitis Virus

SLEV - Saint Louis Encephalitis Virus

WNV - West Nile Virus

*Other Arbovirus - Tensaw virus or Bunyamwera virus

‡PVD - Presumptive viremic blood donors are people who had no symptoms at the time of donating blood through a blood collection agency, but whose blood tested positive when screened for the presence of WNV. Unless they meet the case reporting criteria, they are not counted as a case for official reporting purposes and are not included in the "total reports" column.

Table 2. Arbovirus Activity by County, Weeks 1-40

County	CHIKV*		DENV*		EEEV				SLEV			WNV							OTHER ARBOVIRUS		COUNTY TOTAL	
	M	H	M	H	M	E	SC	H	M	SC	H	M	A	E	SC	H				M		H
																WNF	WNND	PVD‡	TOTAL			
Anderson																	1	1	1			1
Angelina																	1		1			1
Armstrong																	1		1			1
Atascosa															1							1
Bastrop				1																		1
Baylor																	4		4			4
Bell												1										1
Bexar		2										7				2	1	1	3			12
Brazoria												3								1		4
Briscoe															1			1				1
Calhoun																	1		1			1
Cameron												1										1
Carson																	1		1			1
Cass																1	1	2				2
Castro																2		2				2
Collin		2		1								22				1	3	4				29
Concho																	1		1			1
Cooke												7										7
Dallam																		1				
Dallas		6		1								403				11	11	2	22			432
Dawson																	1		1			1
Denton		1		1								45				1	4	5				52
El Paso		2		2						3		16				2	12	1	14			37
Ellis												2										2
Falls																1		1				1
Floyd																1	4	1	5			5
Fort Bend		1		1								13					1	1	1			16

County	CHIKV*		DENV*		EEEV				SLEV			WNV								OTHER ARBOVIRUS		COUNTY TOTAL
	M	H	M	H	M	E	SC	H	M	SC	H	M	A	E	SC	H				M	H	
																WNF	WNND	PVD‡	TOTAL			
Zavala																	1		1			1
Total Number of Reports	0	29	0	17	0	8	24	0	4	1	0	1427	14	16	0	55	133	28	188	2	0	1730

M - mosquito A-avian E-equine SC- sentinel chicken H- human

CHIKV - Chikungunya Virus

DENV - Dengue Virus

EEEV - Eastern Equine Encephalitis Virus

SLEV - Saint Louis Encephalitis Virus

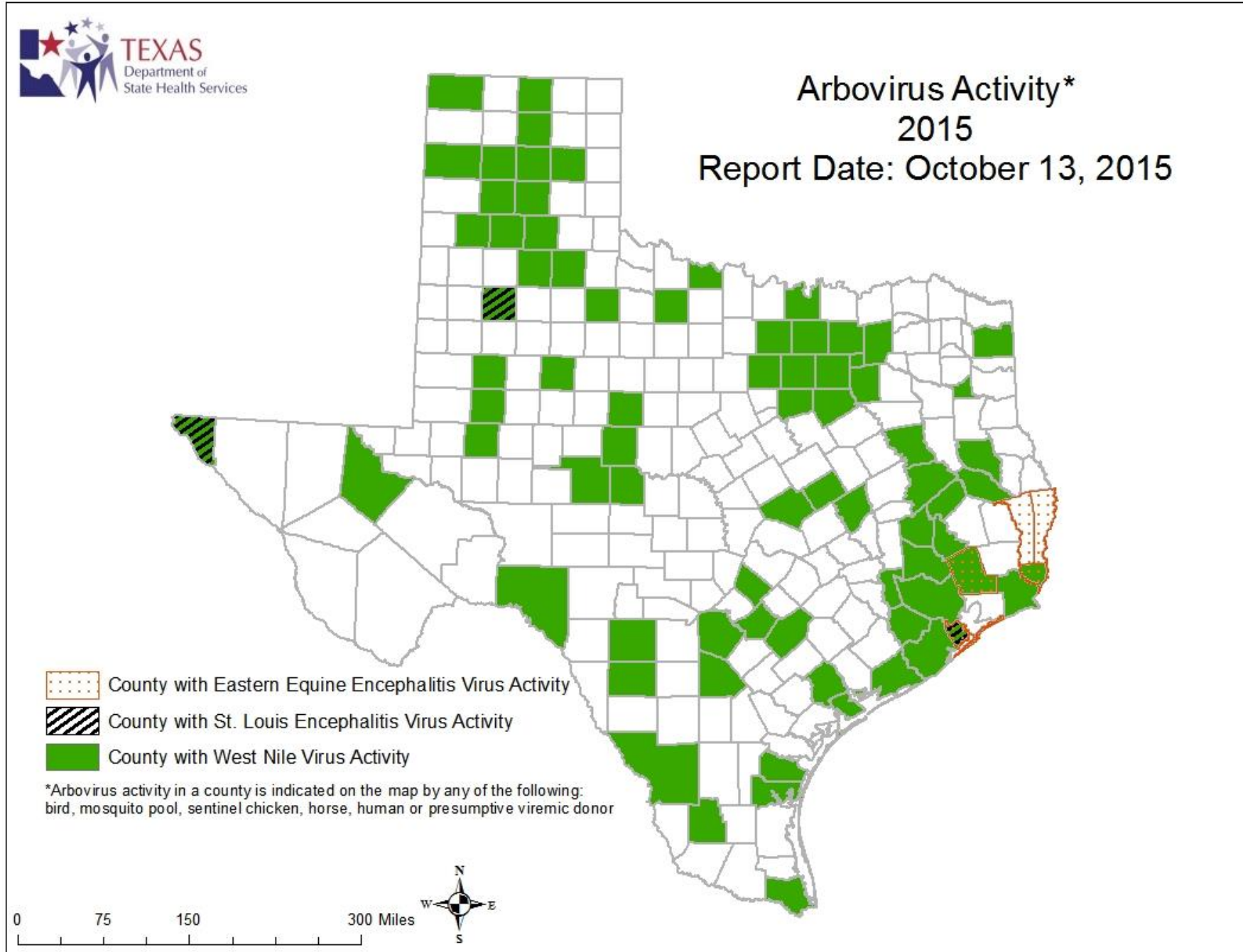
WNV - West Nile Virus

OTHER ARBOVIRUS - Tensaw virus or Bunyamwera virus

*All reported cases are imported.

‡Presumptive viremic blood donors (PVDs) are not included in any of the "total columns".

Figure 1. Texas Counties Reporting any Arbovirus Activity, Weeks 1-40



A Texas map showing the names of each County is available at www.dshs.state.tx.us/regions/stregctymap.pdf.

Figure 2. Epidemiologic Curve of Mosquito WNV Activity, 2013-2015

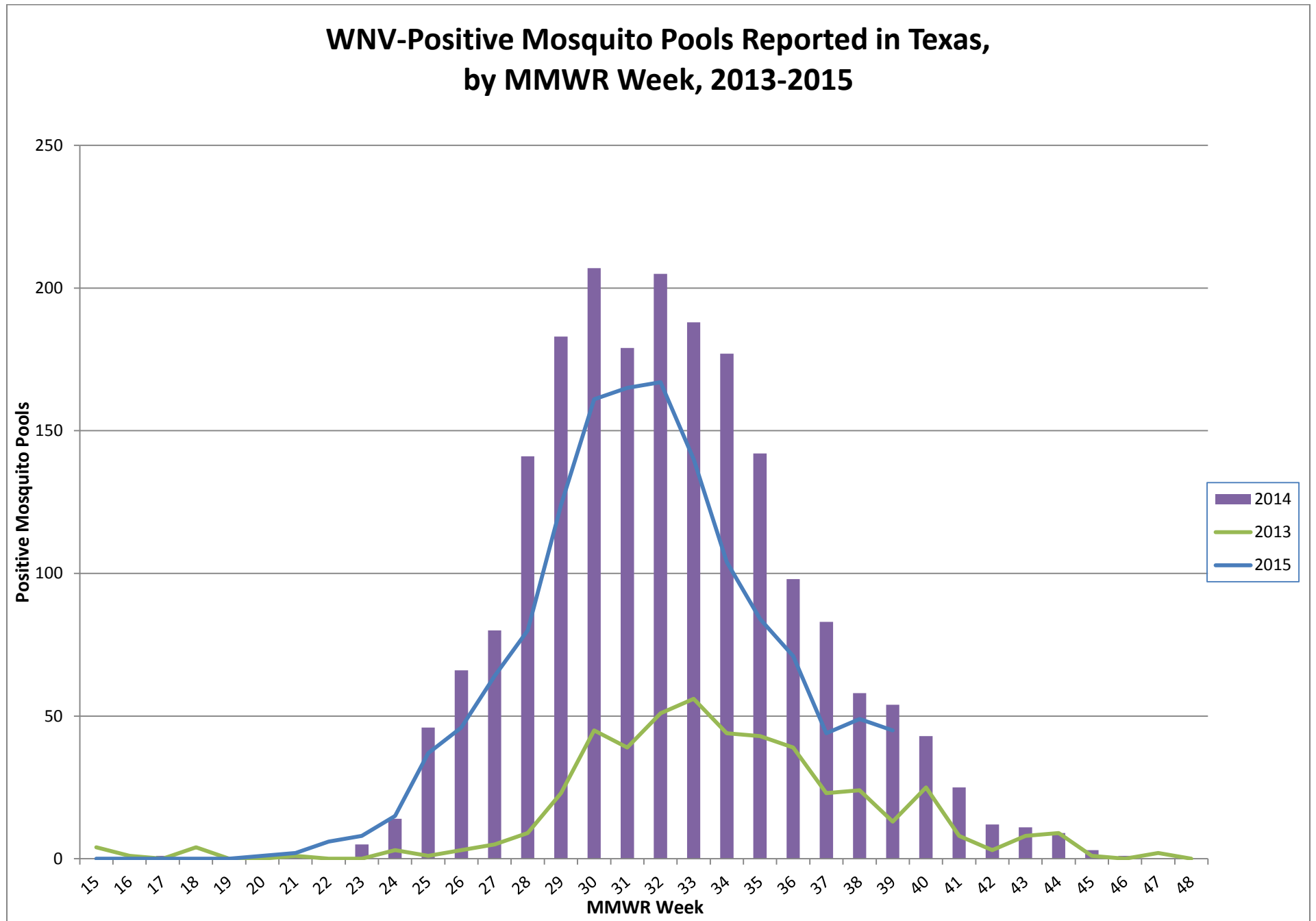
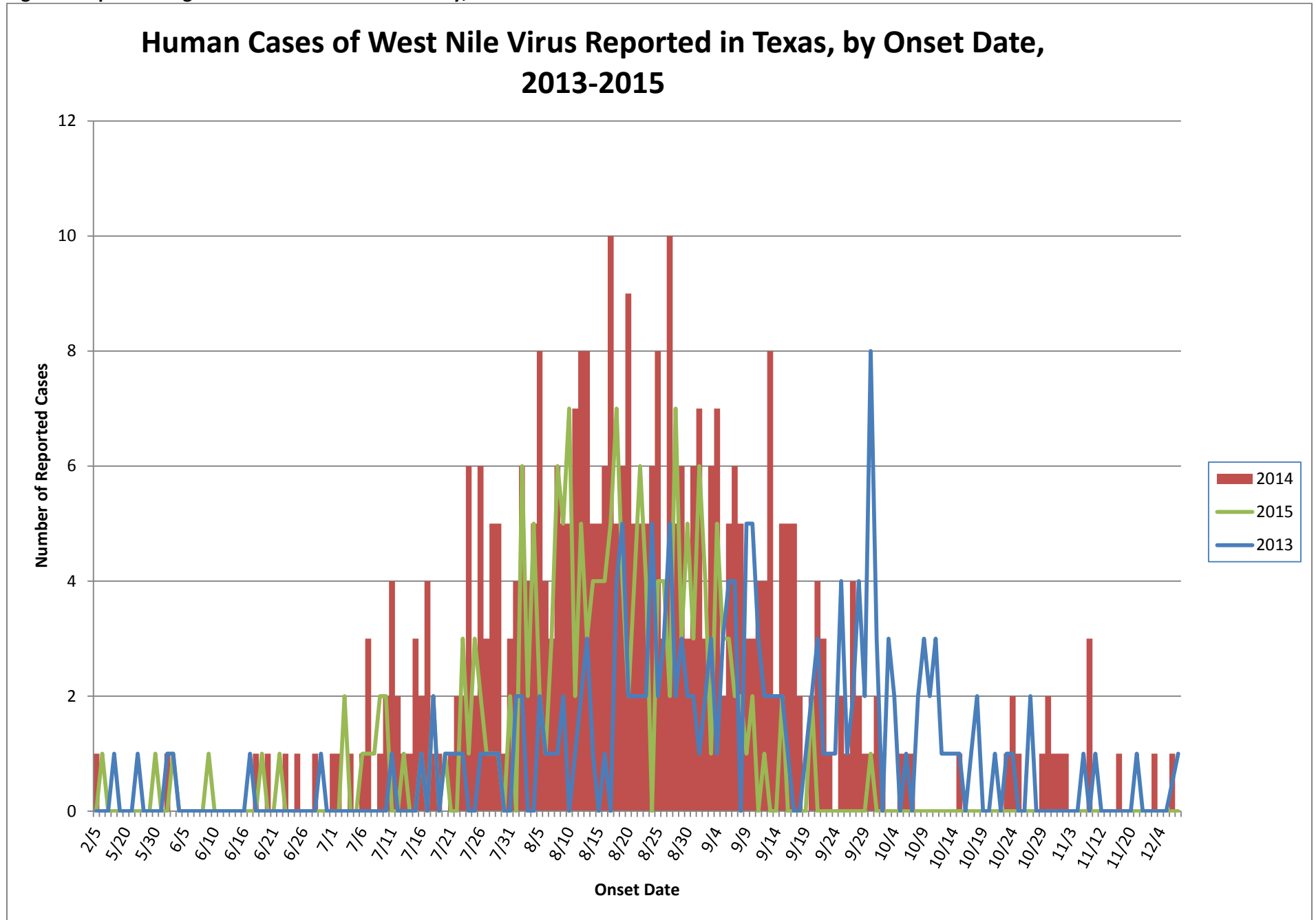


Figure 3. Epidemiologic Curve of Human WNV Activity, 2013-2015



For more detailed information about arboviruses found in Texas, please visit <http://www.dshs.state.tx.us/idcu/disease/arboviral/>.