



**2019 DSHS Arbovirus Activity Report  
Week #52 (ending December 28, 2019)  
Report Date: December 30, 2019**

**Table 1. 2019 Arbovirus Activity Summary, Texas, Week 52**

Arbovirus	Positive Mosquito Pools*	Avian	Equine**	Sentinel Chicken	Human						TOTAL
					Febrile Illness	Neurologic Illness	Severe Dengue	TOTAL (HUMAN)	Deaths	PVD <sup>2</sup>	
California Serogroup <sup>1</sup>								0			0
Chikungunya					12			12			12
Dengue					58		1	59			59
Eastern Equine Encephalitis			6					0			6
St. Louis Encephalitis	9							0			9
West Nile	119	1	1		7	23		30	3	4	151
Zika								2			2
<b>TOTAL REPORTS</b>	<b>128</b>	<b>1</b>	<b>7</b>	<b>0</b>	<b>77</b>	<b>23</b>	<b>1</b>	<b>103</b>	<b>3</b>	<b>4</b>	<b>239</b>

<sup>1</sup>California Serogroup includes California encephalitis, Jamestown Canyon, Keystone, La Crosse, snowshoe hare, and trivittatus viruses.

<sup>2</sup>PVD - Presumptive viremic blood donors are people who had no symptoms at the time of donating blood through a blood collection agency, but whose blood tested positive when screened for the presence of West Nile virus or Zika virus. Unless they meet the case reporting criteria, they are not counted as a case for official reporting purposes and are not included in the "Total" column.

\*Five mosquito pools were positive for both West Nile virus and St. Louis encephalitis virus and are represented twice in the totals.

\*\*One equine was positive for both West Nile virus and eastern equine encephalitis virus and is represented twice in the totals.

Note: Human mortality from arboviral conditions is aggregated and reported monthly once documentation has been received and verified.

For more detailed information about West Nile virus, including past weekly and annual reports, please visit

<http://www.dshs.texas.gov/idcu/disease/arboviral/westNile/>

For more detailed information about Zika, please visit <http://www.texaszika.org/>

See <https://wwwn.cdc.gov/nndss/downloads.html> for more information about MMWR week calendars.

**Table 2. 2019 Aedes-Associated Arbovirus Activity by County, Week 52**

County	CHIKV*		DENV**		ZIKV*			COUNTY TOTAL
	M	H	M	H	M	H†	PVD‡	
Bexar				5				5
Brazoria				2				2
Cameron				1				1
Collin				6				6
Comal				1				1
Dallas		2		11				13
Denton		1						1
Fort Bend		1		3				4
Harris		1		8				9
Hays				1				1
Hidalgo				2				2
Kendall				1				1
Lubbock		2						2
McLennan				1				1
Montgomery		1		2				3
Nueces				1				1
Parker				1				1
Rusk				1				1
Tarrant		1		4				5
Travis		2		6				8
Webb				1				1
Williamson		1		1				2
Total Number of Reports	0	12	0	59	0	2	0	73

M - mosquito H- human

CHIKV - Chikungunya Virus

DENV - Dengue Virus

ZIKV - Zika Virus

\* All reported cases are imported.

\*\*Includes cases transmitted by mosquitoes in Texas: Hidalgo County (2).

†County level data is not reported for conditions with <5 cases reported in a year.

‡PVDs are not included in the "County Total" column.

**Table 3. 2019 Other Arbovirus Activity by County, Week 52**

County	CAL		EEEV				SLEV			WNV								COUNTY TOTAL	
	M	H	M	E*	SC	H	M**	SC	H	M**	A	E*	SC	H					
														WNF	WNND	PVD‡	TOTAL		
Brazoria															1		1	1	
Dallas										35						1		1	36
Denton										4								0	4
El Paso							8			12	1				3	13	4	16	37
Floyd														1				1	1
Hale															1			1	1
Harris										25						2		2	27
Lamb														1				1	1
Liberty				1														0	1
Lubbock							1			28						1		1	30
Lynn														1				1	1
Midland															1			1	1
Montgomery				1						2								0	3
Nolan															1			1	1
Orange				3								1						0	4
Potter															1			1	1
Smith				1														0	1
Tarrant										12					1			1	13
Taylor										1								0	1
Tom Green															1			1	1
Total Number of Reports	0	0	0	6	0	0	9	0	0	119	1	1	0	7	23	4	30	166	

M - mosquito A-avian E-equine SC- sentinel chicken H- human WNF - West Nile Fever WNND - West Nile Neuroinvasive Disease

CAL - California Serogroup Viruses

EEEV - Eastern Equine Encephalitis Virus

SLEV - St. Louis Encephalitis Virus

WNV - West Nile Virus

\*One equine was positive for both WNV and EEEV and is represented twice in the totals.

\*\*Five mosquito pools were positive for both WNV and SLEV and are represented twice in the totals.

‡PVDs are not included in any of the "total" columns.

Figure 1. Texas Counties Reporting Arbovirus Activity, Week 52



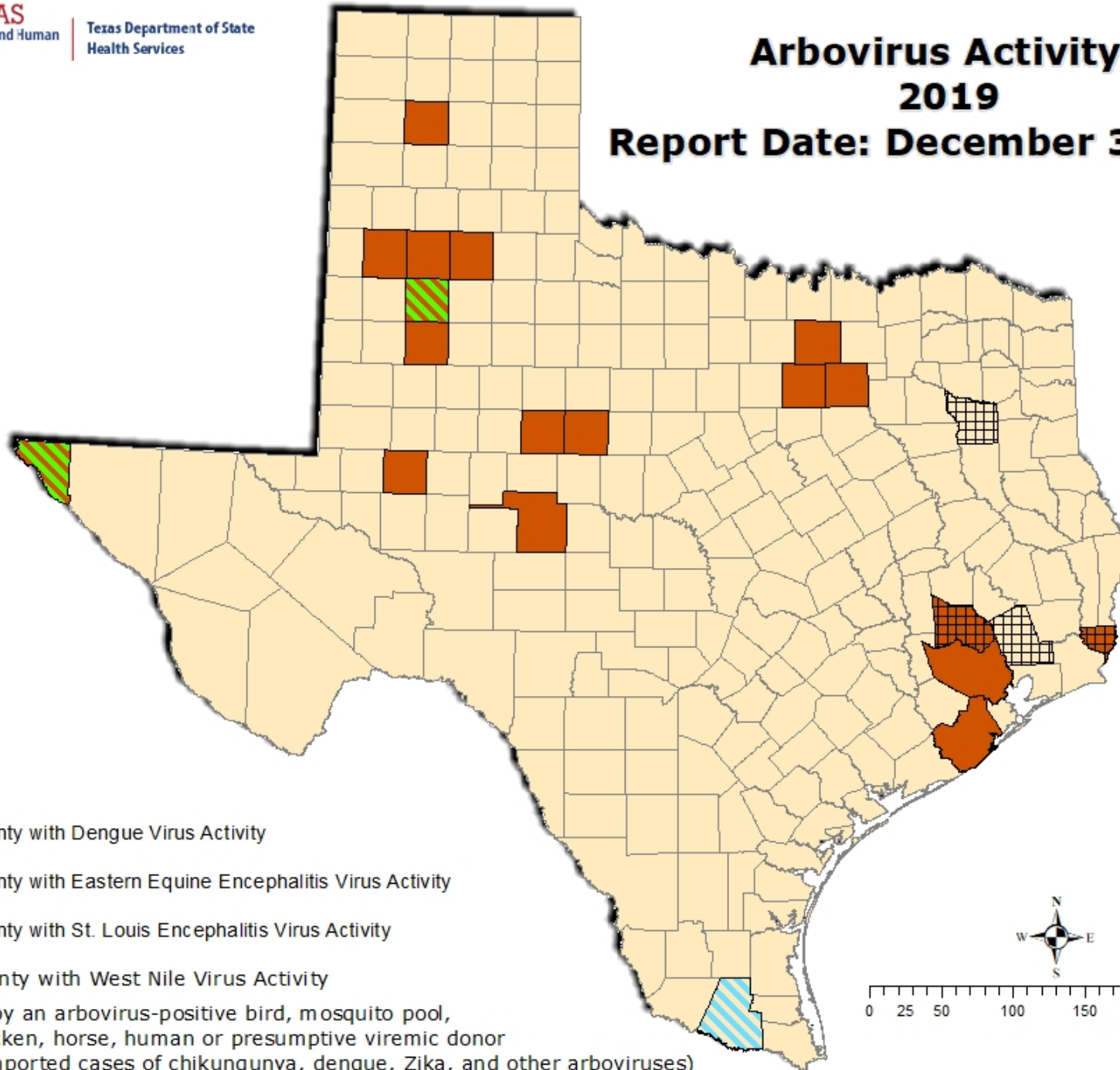
TEXAS  
Health and Human  
Services





Texas Department of State  
Health Services

# Arbovirus Activity\*

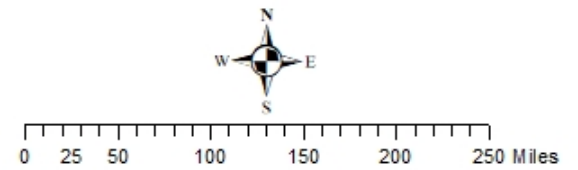
## 2019

Report Date: December 30, 2019

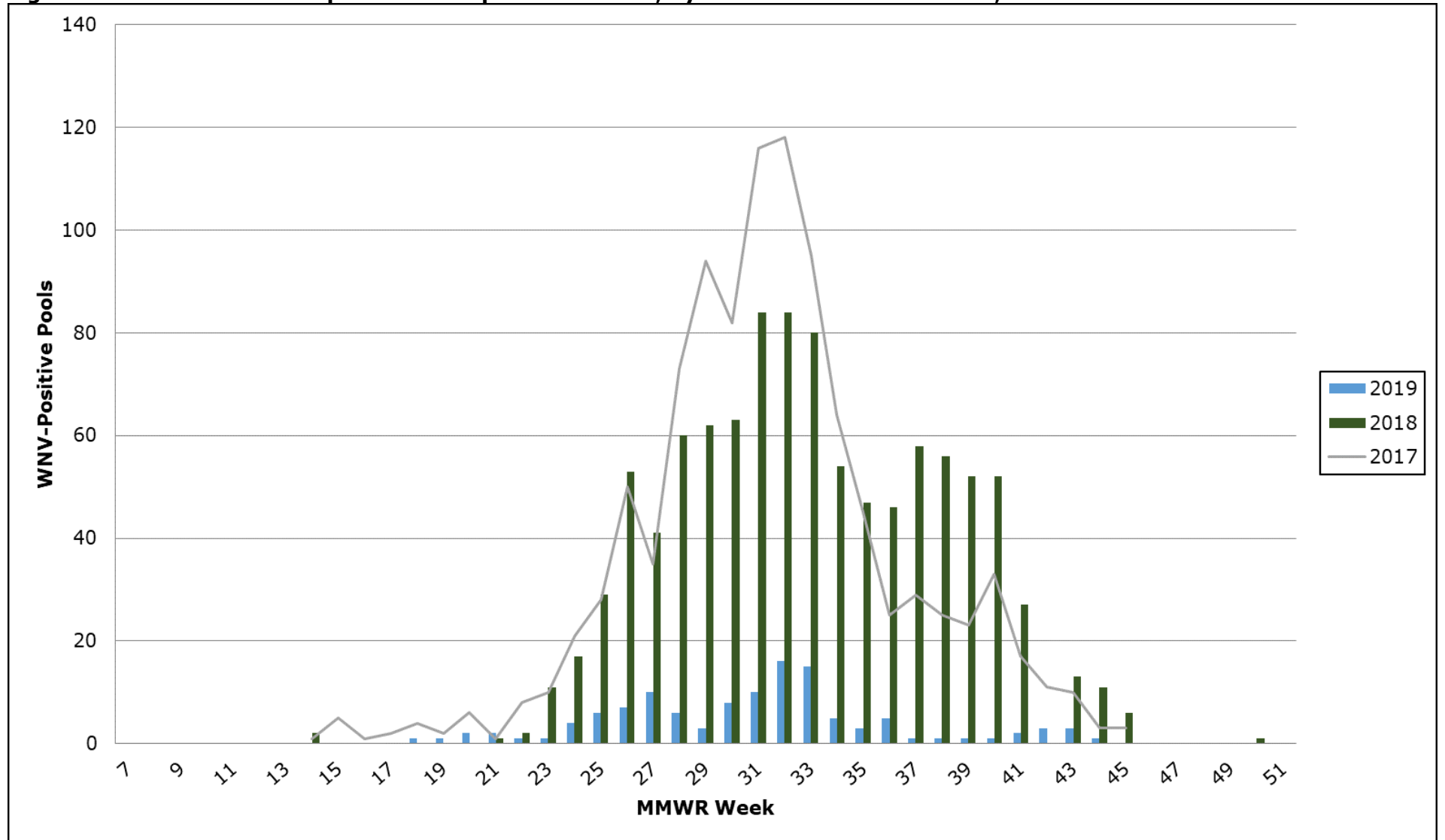


-  County with Dengue Virus Activity
-  County with Eastern Equine Encephalitis Virus Activity
-  County with St. Louis Encephalitis Virus Activity
-  County with West Nile Virus Activity

\*Indicated by an arbovirus-positive bird, mosquito pool, sentinel chicken, horse, human or presumptive viremic donor (excludes imported cases of chikungunya, dengue, Zika, and other arboviruses)



**Figure 2. WNV-Positive Mosquito Pools Reported in Texas, by MMWR Week of collection, 2017-2019**



**Figure 3. Human Cases of West Nile Virus Reported in Texas, by MMWR Week of Onset, 2017-2019**

