



Influenza Surveillance Report 2006-2007 Season/MMWR Week 11

The flu activity level for the week ending March 17, 2007 is **“widespread”**. This is the eighth consecutive week of the season that widespread activity has been reported. Widespread activity indicates that at least half of the regions are experiencing an increase in ILI and lab-confirmed (by culture) flu has been identified in those regions.

Flu activity continues to decrease across the state.

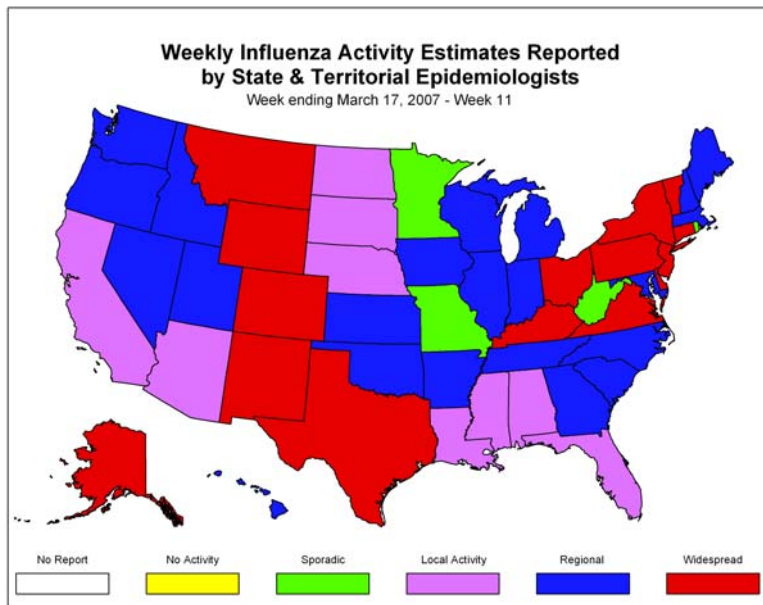
A total of 10 pediatric influenza-associated fatalities have been confirmed by DSHS since January 1, 2007. Additional details will be available on the 2006-2007 season summary.

The DSHS laboratory isolated influenza in specimens collected during week 11 from the following counties:

	<u>A/H1</u>	<u>A/H3</u>	<u>B/Malaysia</u>
Bexar	Jim Wells	Kleberg	Bexar
Dallas	Kleberg	Taylor	Collin
Duval	Nueces	Travis	Jim Wells
El Paso	San Patricio		McLennan
Hansford	Taylor		Nueces
			Smith
			Tarrant

In addition, Scott and White Laboratory reported culture confirmed influenza A from Bell, Falls, and McLennan Counties and culture confirmed influenza B from McLennan County. The Air Force Institute for Operational Health (AFIOH) laboratory reported culture confirmed flu A and B from Sheppard AFB (Wichita County) during week 11.

No school closures or institutional outbreaks were reported during week 11.

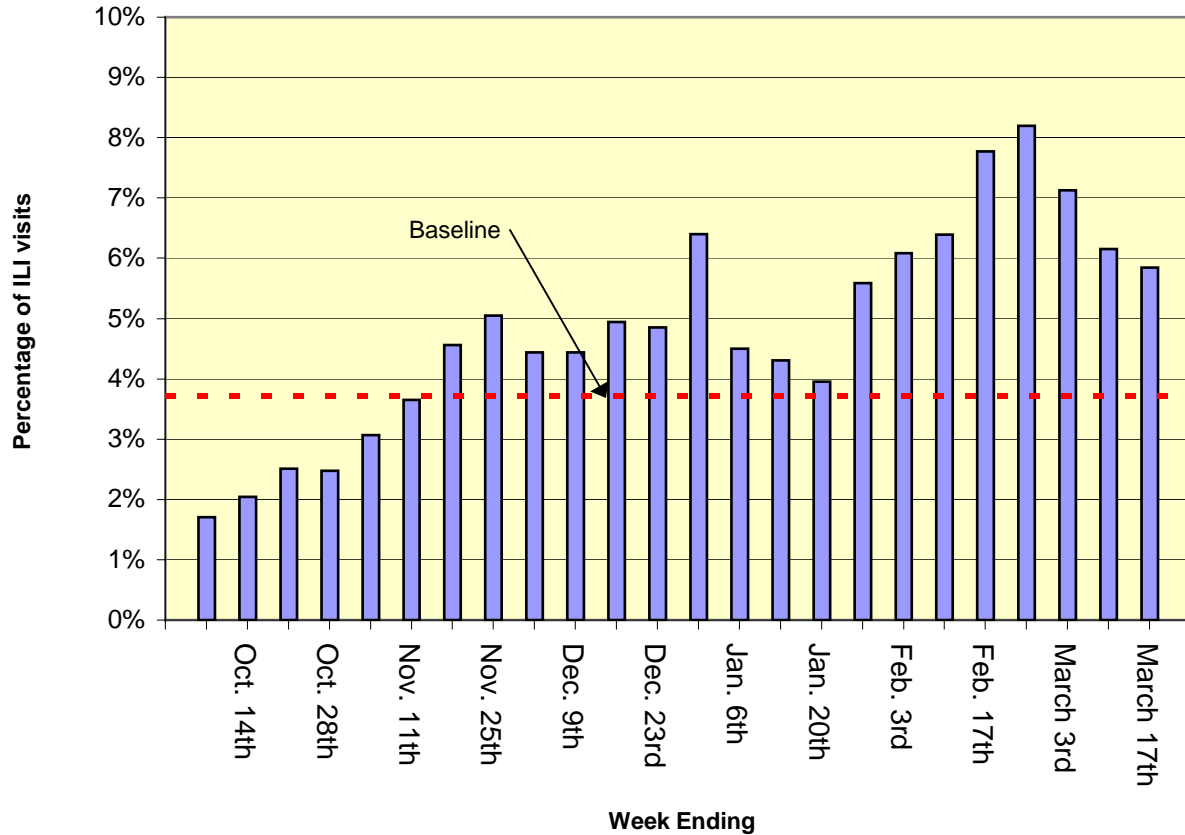


Fifty-six sentinel providers reported influenza-like illness (ILI) for week 11. Of all patient visits during this week, 5.84% were due to ILI. The baseline for Texas is 3.71%. The baseline is the mean percentage of patient visits for ILI during non-influenza weeks for the previous three seasons plus two standard deviations.

**Percentage of Influenza-Like Illness (ILI) Reported by Sentinel Providers in Texas
as of 3/26/07**

Week	# Reporting	Age 0-4	Age 5-24	Age 25-64	Age over 64	Total ILI	Total Patients	% ILI
2006-40	61	71	120	65	9	265	15479	1.71
2006-41	59	104	126	93	14	337	16457	2.04
2006-42	77	250	187	154	44	635	25223	2.51
2006-43	77	219	188	153	20	580	23296	2.48
2006-44	72	235	254	164	39	692	22504	3.07
2006-45	71	356	249	182	42	829	22660	3.65
2006-46	71	495	312	228	62	1097	24033	4.56
2006-47	76	450	227	237	95	1009	19958	5.05
2006-48	78	442	275	302	70	1089	24495	4.44
2006-49	84	374	325	283	96	1078	24229	4.44
2006-50	72	387	381	252	80	1100	22227	4.94
2006-51	67	349	259	187	50	845	17402	4.85
2006-52	63	460	199	264	104	1027	16039	6.40
2007-01	86	343	221	284	84	932	20681	4.50
2007-02	72	329	244	284	84	941	21819	4.31
2007-03	70	242	223	128	19	612	15461	3.95
2007-04	80	518	475	283	106	1382	24696	5.59
2007-05	82	560	580	380	62	1582	25999	6.08
2007-06	74	479	753	434	43	1709	26741	6.39
2007-07	82	685	755	466	71	1977	25436	7.77
2007-08	80	658	893	546	159	2256	27487	8.20
2007-09	76	585	661	475	132	1853	25965	7.13
2007-10	73	465	497	331	67	1360	22111	6.15
2007-11	56	380	347	396	84	1207	20651	5.84

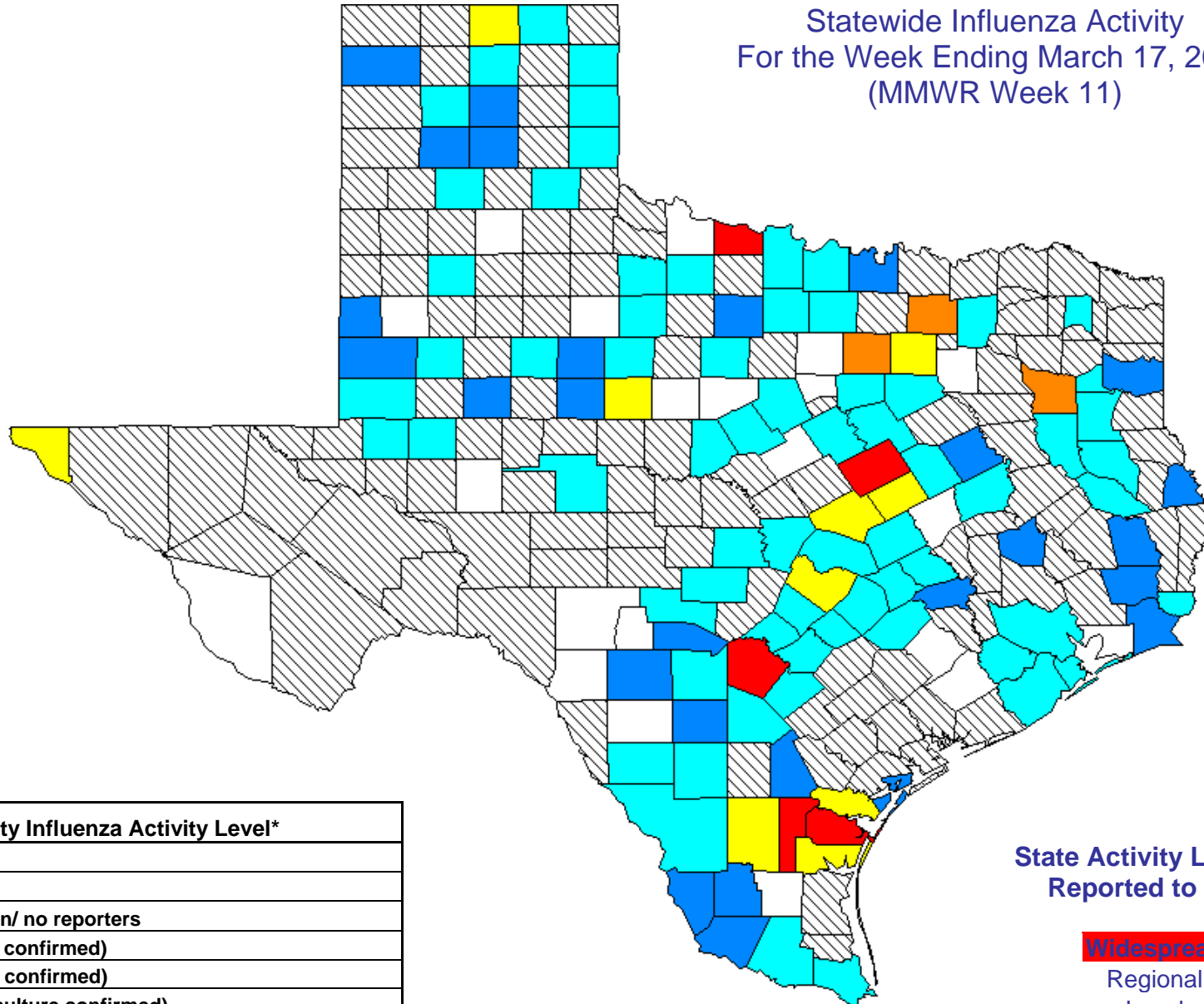
**Percentage of Visits Due to Influenza-Like Illness,
Texas Sentinel Providers Surveillance Network,
2006-2007 Season**



For more information on flu surveillance activities in the State of Texas, please visit the following website:

<http://www.dshs.state.tx.us/idcu/disease/influenza/surveillance/>

Statewide Influenza Activity
For the Week Ending March 17, 2007
(MMWR Week 11)



County Influenza Activity Level*	
	No activity
	No report
	No information/ no reporters
	Flu A (culture confirmed)
	Flu B (culture confirmed)
	Flu A and B (culture confirmed)
	Rapid test confirmed flu
	Influenza-like illness only (no laboratory confirmation)

State Activity Level as Reported to CDC

- Widespread
- Regional
- Local
- Sporadic
- No activity

*Influenza activity level corresponds to current MMWR week only and does not reflect previous weeks' activity.