





### Demography / Population

Estimated Population: 1,993,729      Population Per Square Mile: 93.6  
 Number of counties: 19      Area In Square Miles: 21,292.3

Ethnicity	Total	Region		Age	Females	Males	Total	Region	
		Percent	State					Percent	Percent
Anglo	318,187	16.0%	48.2%	00 - 04	100,106	103,950	204,056	10.2%	8.0%
Hispanic	1,629,366	81.7%	36.1%	05 - 14	158,620	163,730	322,350	16.2%	14.5%
Black	24,828	1.2%	11.7%	15 - 44	439,665	444,664	884,329	44.4%	45.0%
Other	21,348	1.1%	4.0%	45 - 64	200,137	183,046	383,183	19.2%	22.8%
				65+	112,827	86,984	199,811	10.0%	9.8%
				Total	1,011,355	982,374	1,993,729	100.0%	100.0%
Anglo				Region	50.7%	49.3%			
Hispanic				State	50.0%	50.0%			
Black									
Other									

### Socioeconomic Indicators

	Region	State		Region	State
Average Monthly TANF (Temporary Assistance to Needy Families) Recipients	45,547	159,889	Average Monthly Children's Health Insurance (CHIP) Enrollment	41,191	304,217
Average Monthly Food Stamp Participants	476,193	2,548,310			
Unduplicated Count of Medicaid Clients	644,629	4,313,318	Without Health Insurance		
Medicaid Covered Births	32,798	223,128	0 - 64 Years	551,527	31.0%
Medicaid Births as % of Total Births	77.1%	56.6%	0 - 17 Years	118,734	18.3%
Unemployment Rate	6.4%	4.9%	Persons Living Below Poverty		
Per Capita Personal Income	\$21,270	\$35,162	All Ages	617,705	31.8%
			0 - 17 Years	273,373	42.4%

### Nativity

	Births <sup>1</sup>	Percent	
		Region	State
Total Live Births	42,507		
Adolescent Mothers (<18)	2,823	6.6%	4.9%
Unmarried Mothers	17,465	41.1%	39.6%
Low Birth Weight <sup>1</sup>	3,438	8.1%	8.5%
Prenatal Care in First Trimester <sup>3</sup>	23,854	59.8%	60.5%
		Rate	
Fertility Rate <sup>1</sup>		96.7	77.6

### Communicable Diseases - Reported Cases

	Cases	Rate <sup>2</sup>	
		Region	State
Tuberculosis	218	11.0	6.7
Sexually Transmitted Diseases			
Primary and Secondary Syphilis	19	1.0	4.5
Gonorrhea	864	43.3	128.8
Chlamydia	5,677	284.7	320.4
AIDS	139	7.0	12.4
Pertussis	67	3.4	4.1
Varicella (Chickenpox)	966	48.5	50.1

### Mortality<sup>5</sup>

	Deaths <sup>1</sup>	Rate <sup>4</sup>			Deaths <sup>1</sup>	Rate <sup>4</sup>	
		Region	State			Region	State
Deaths from All Causes	11,291	698.0	805.1	Accidents	558	30.1	40.7
Heart Disease	2,913	185.9	203.6	Motor Vehicle Accidents	250	12.5	16.2
Cerebrovascular Disease ((Stroke)	625	40.1	50.2	Diabetes	513	32.1	26.5
All Cancer	2,318	142.8	176.7	Alzheimer's	250	16.8	27.6
Respiratory/Lung Cancer	549	34.2	49.5	Influenza and Pneumonia	253	16.6	18.0
Female Breast Cancer	167	18.6	22.8	Assault (Homicide)	104	5.3	6.0
Colorectal Cancer	211	12.9	17.1	Suicide	125	6.9	10.2
Male Prostrate Cancer	116	18.2	22.6	Septicemia	287	17.7	13.8
Chronic Lower Respiratory Disease	400	25.7	40.9	Chronic Liver Disease & Cirrhosis	283	17.1	11.0
Nephritis, Nephrotic Syndrome and Nephrosis	289	18.4	15.7	Infant Deaths	231	5.4	6.2
				Fetal Deaths <sup>1</sup>	233	5.5	5.5

<sup>1</sup> All births and deaths are by county of residence. Low birth weight represents live-born infants weighing less than 2,500 grams at birth. Fetal deaths are those occurring after 20 weeks gestation and prior to birth. Fertility rates are per 1,000 women ages 15 - 44.

<sup>2</sup> Disease rates are per 100,000 population. Use caution interpreting rates based on small numbers of cases.

<sup>3</sup> Due to a revised birth certificate in 2005, onset of prenatal care is not comparable to values published in prior years.

<sup>4</sup> Infant death rates are per 1,000 live births. Fetal death rates are per 1,000 live births plus fetal deaths. All other death rates were age adjusted to the 2000 standard per 100,000 population. No age-adjusted rates were calculated if based on 20 or fewer deaths. Infant and fetal death rates were not calculated if 20 or fewer births or births plus fetal deaths occurred. Missing rates are indicated by "--".

<sup>5</sup> Current mortality rates by cause are not comparable with data reported prior to 1999. **Refer to the Data Sources Document for more detail.**