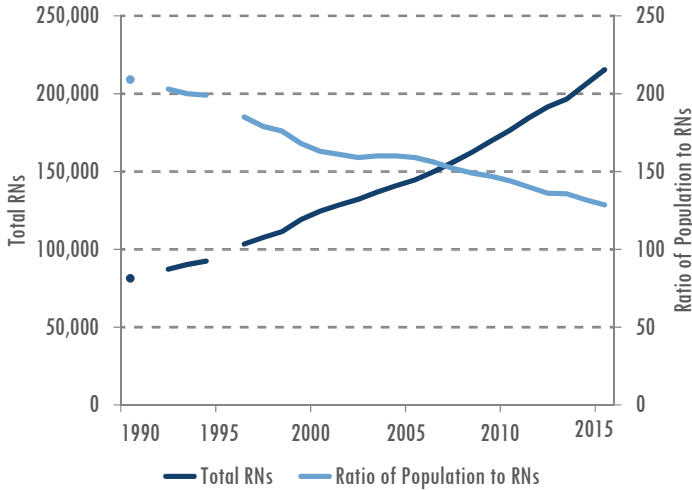




Registered Nurses

2015

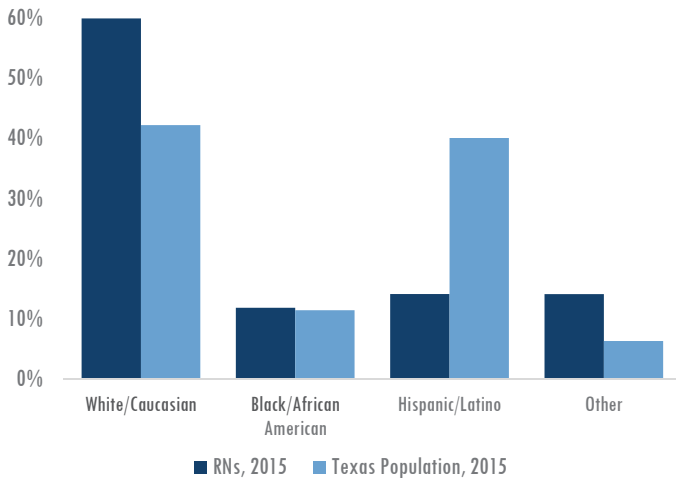
RN Growth Trends



In 2015, there were 215,436 actively practicing registered nurses (RNs) in Texas.

- There has been a 22.1% increase RNs since 2010 and a 49.0% increase since 2005.
- While the total number of RNs has been increasing, Texas was at only 90.1% of the national average.

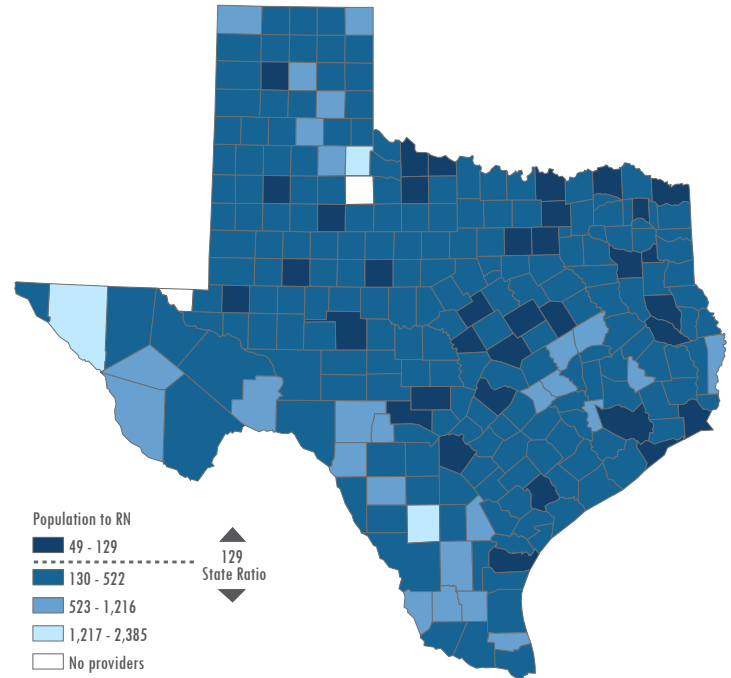
Race/Ethnicity of RNs



The race/ethnicity¹ of RNs in 2015 differed from the overall population.

- Whites/Caucasians were over-represented when compared to the overall population.
- Hispanic/Latinos made up only 14.1% of the RN workforce, compared to 40.0% of the overall population.

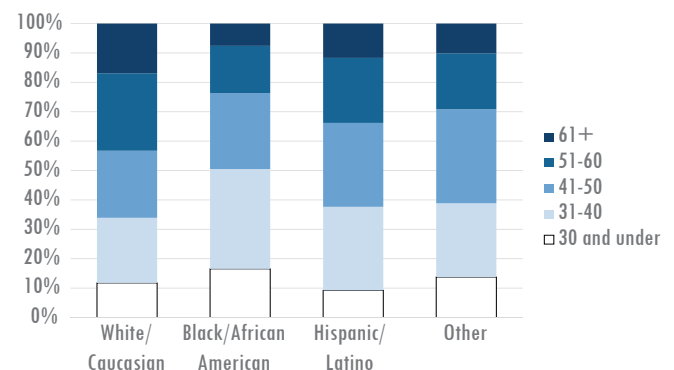
Ratio of Texas Population to RN, by County



Geographic Designation	Ratio of Population to RN
Metropolitan	123
Non-metropolitan	202
Border	191
Non-border	124
Texas	129

- There was a 49.0% difference in the supply ratio of RNs between metropolitan areas and non-metropolitan areas.
- There was a 42.4% difference in supply ratios between border areas and non-border areas.

Age Distribution of RNs by Race/Ethnicity



Age Distribution of RNs, by Gender

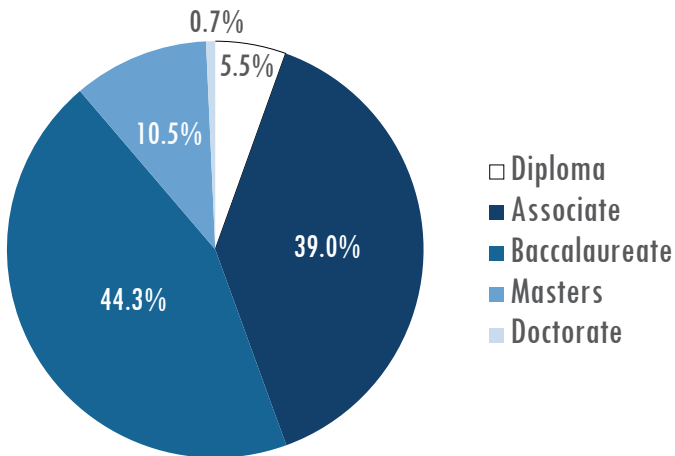
Age Group	Female	Male	Gender Unavailable	Total
≤30	22,756	2,885	1,090	26,731
31-35	22,767	3,196	562	26,525
36-40	23,286	3,582	439	27,307
41-45	24,656	4,566	391	29,613
46-50	20,978	3,444	295	24,717
51-55	21,511	2,813	249	24,573
56-60	22,959	2,546	249	25,754
61-65	16,996	1,865	223	19,084
>65	10,065	858	209	11,132
Total	185,974	25,755	3,707	215,436

The RN workforce was young and mostly female, with 51.1% of those holding active licenses under the age of 46 years old and 87.8% female.

- 37.4% of active RNs in Texas were younger than 36 years of age in 2015.
- In 2004, 90.6% of RNs were female and 9.4% were male.

Training of RNs

Highest Nursing Degree of Texas RNs

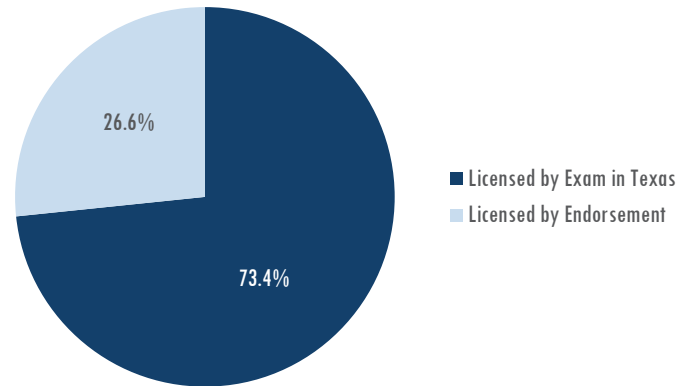


55.5% of the RN workforce held a Baccalaureate or higher degree.

- This proportion has increased every year since 2007, when data on nurses' highest degree became available.

Training of RNs

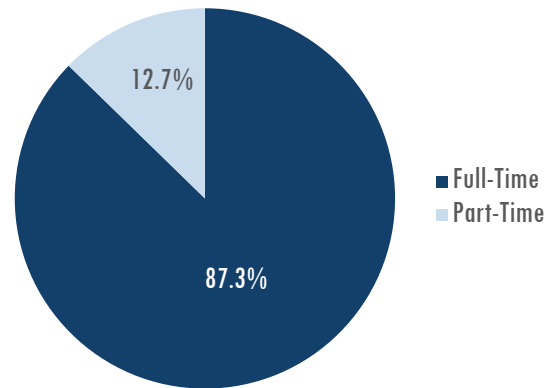
Initial Licensure of RNs¹



¹ Licensure by exam indicates the NCLEX was taken through the State of Texas, while licensure by endorsement indicates the NCLEX was taken through another jurisdiction.

Employment Characteristics of RNs

Employment Status



Primary Specialty

Specialty	#RNs	%RNs
Medical/Surgical	30,820	14.3%
Intensive/Critical Care	22,175	10.3%
Operating/Recovery Care	15,117	7.0%
Emergency Care	14,187	6.6%
Obstetrics/Gynecology	13,880	6.4%
Pediatrics	13,615	6.3%
General Practice	10,652	4.9%
Home Health	10,440	4.8%
Neonatology	7,974	3.7%
Geriatrics	7,201	3.3%
Oncology	6,262	2.9%
Psychiatric/Mental Health/ Substance Abuse	6,258	2.9%
Other	48,265	22.4%
Data Unavailable	8,590	4.0%