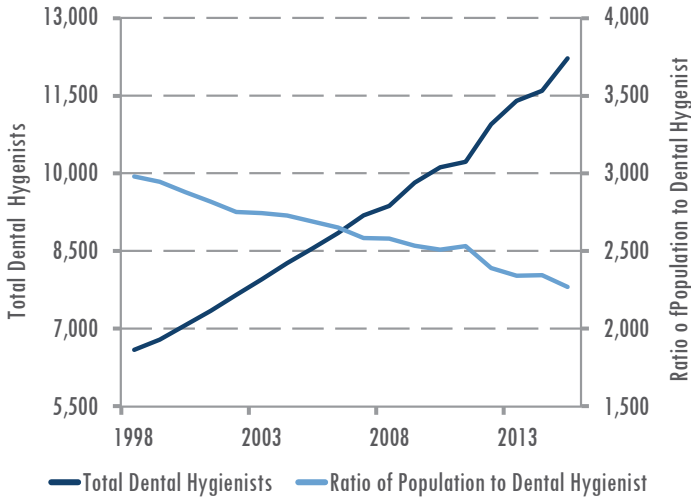




Dental Hygienists

2015

DH Growth Trends

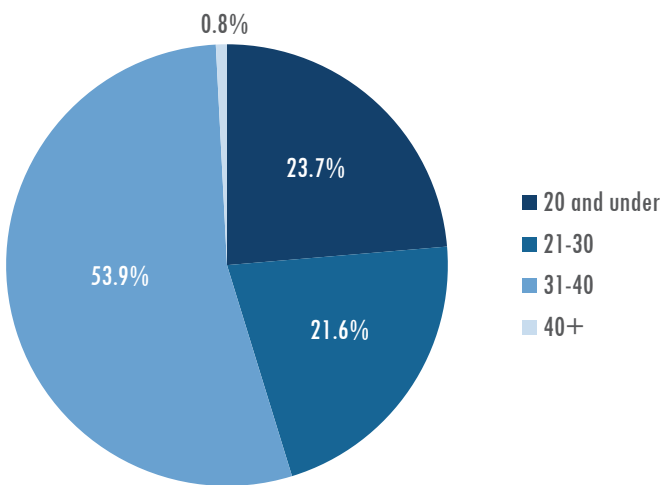


In 2015, there were 12,230 actively licensed dental hygienists (DH) providing care in Texas.

- This number represented a 20.9% increase since 2010 and a 43.1% increase since 2005.

Despite these improvements, Texas still had fewer dental hygienists than the national average.

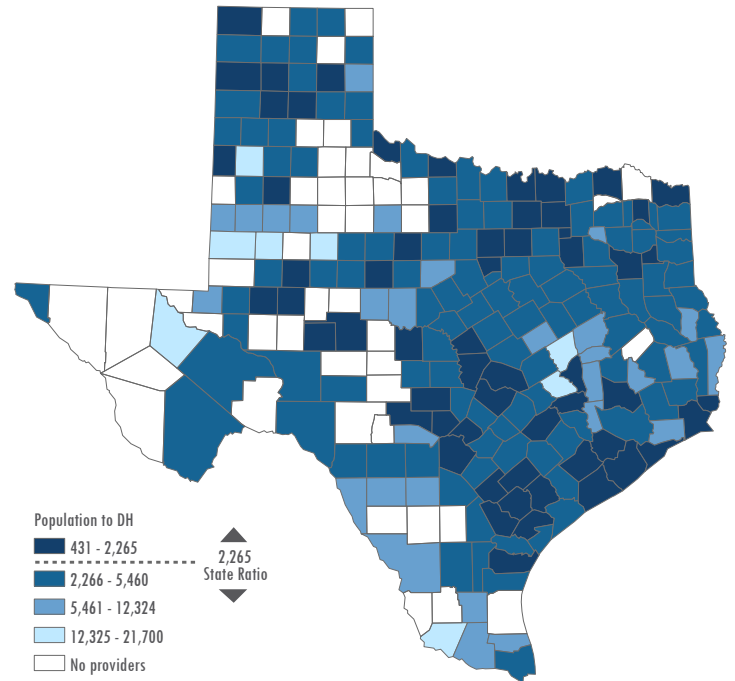
Hours Worked by DHs



Gender of DHs

- In 2015, 97.7% of active Texas dental hygienists were female and 2.3% were male.
- In 200, 98.5% were female and 1.5% were male.

Ratio of Texas Population to DH, by County



Geographic Distribution of DHs

Dental hygienists were not evenly distributed throughout the state.

- There was a 34.7% difference between the number of dental hygienists in metropolitan and non-metropolitan areas even after controlling for population differences.
- Between border and non-border areas the percent difference was 78%.

Geographic Designation	Ratio of population to DH
Metropolitan	2,188
Non-metropolitan	3,107
Border	4,862
Non-border	2,132
Texas	2,265

