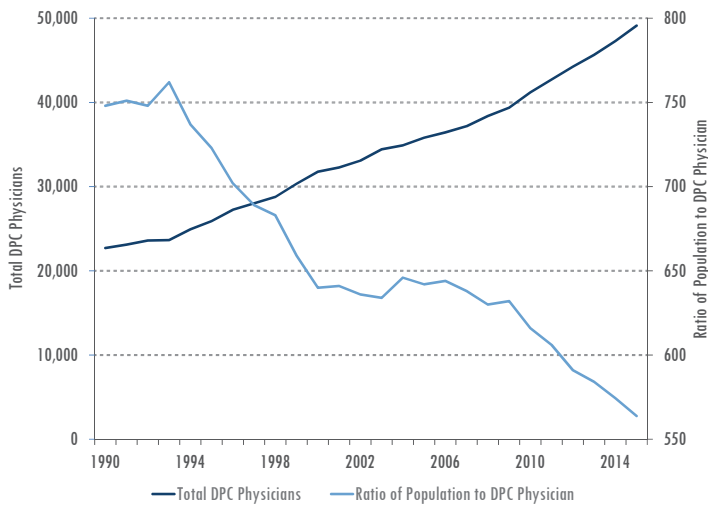


Direct Patient Care Physicians

2015

DPC Physician Growth Trends

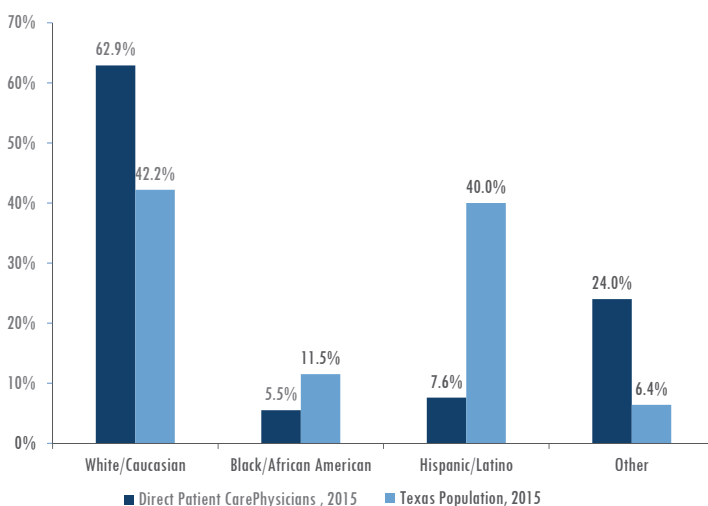


In 2015, there were 49,122 actively licensed direct patient care (DPC) physicians in Texas.

- This number represents a 19.3% increase since 2010 and a 37.2% increase since 2005.
- Over the past ten years, the ratio of population to direct patient care physicians declined by 12.2%.

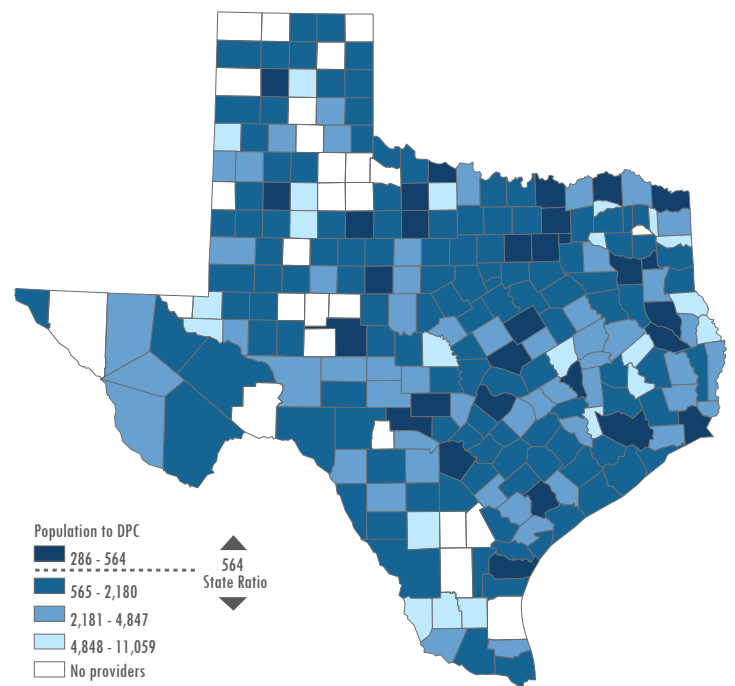
Despite these improvements, Texas still has fewer physicians than the national average

Race/Ethnicity of Direct Patient Care Physicians



The racial/ethnic distribution of Texas DPC physicians differed greatly from that of the Texas population.

Ratio of Texas Population to DPC Physician, by County



Geographic Designation	Ratio of Population to DPC Physician
Metropolitan	528
Non-metropolitan	1,196
Border	990
Non-border	536
Texas	564

DPC physicians were not evenly distributed throughout the state.

- There was a 74.5% difference between the number of DPC physicians in metropolitan and non-metropolitan areas even after controlling for population differences.
- Between border and non-border areas the percent difference was 59.5%.

Gender of Direct Patient Care Physicians

- In 2015, 31.8% of DPC physicians were female and 68.2% were male.
- In 2005, 23.8% were female and 76.2% were male.
- Among DPC physicians aged 40 years or younger in 2015, 48.1% were female and 51.9% were male.



Age Distribution of DPC Physicians, by Gender

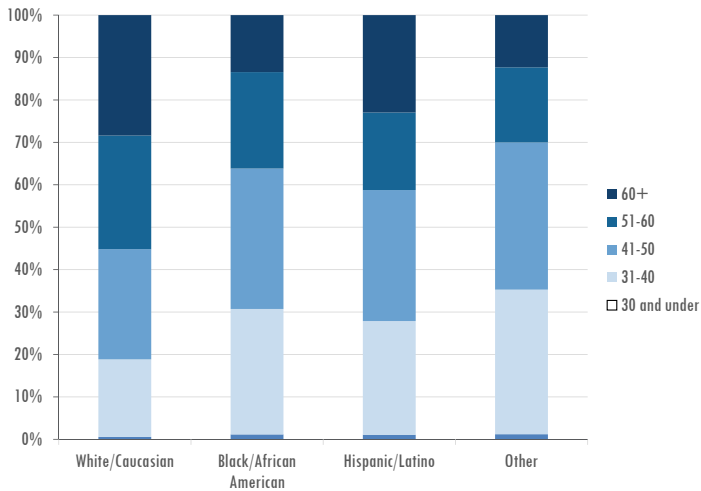
Age Group	Female	Male	Total
≤30	229	151	380
31-35	2,194	1,964	4,158
36-40	3,231	3,975	7,206
41-45	2,866	4,481	7,347
46-50	2,273	4,420	6,693
51-55	1,826	4,502	6,328
56-60	1,389	4,239	5,628
61-65	932	3,886	4,818
>65	700	5,848	6,548
Total	15,640	33,466	49,106¹

Within ten years, 34.6% of current Texas DPC physicians will be at or past retirement age.

- 13.3% of active DPC physicians in Texas were older than 65 years of age in 2015.
- Among direct patient care physicians over 55 years of age, males comprised 82.2% of the workforce.

¹ Gender data were available for only 49,106 of the state's 49,122 DPC physicians.

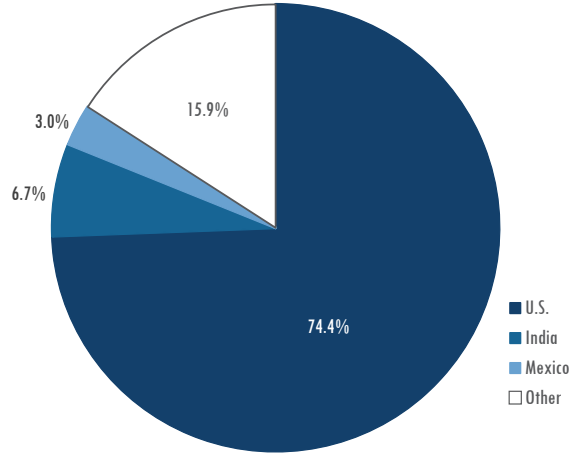
Age Distribution of DPC Physicians, by Race/Ethnicity



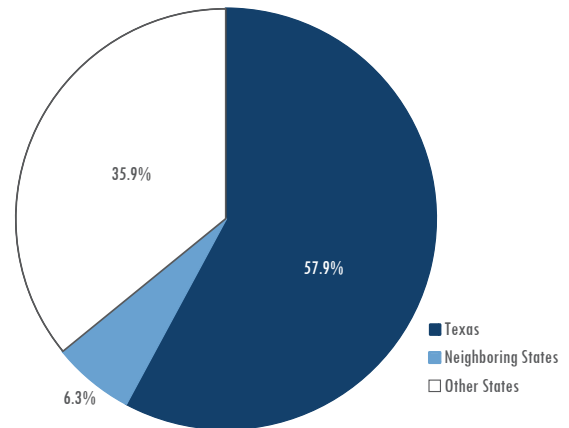
- Among whites/Caucasians, 18.8% of DPC physicians were 40 years of age or younger.
- 30.7% of black/African American DPC physicians were 40 or younger. Only 13.4% were over 61 years of age.
- 27.9% of Hispanic/Latinos were 40 years old or younger.
- Among other races/ethnicities, 35.3% of direct patient care physicians were 40 years old or younger.

Training of DPC Physicians

Country of Medical School



State of Medical School²



² Among students indicating attendance at a medical school in the U.S.

Degree Type of Texas Direct Patient Care Physicians

