



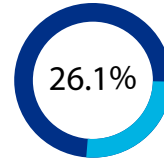
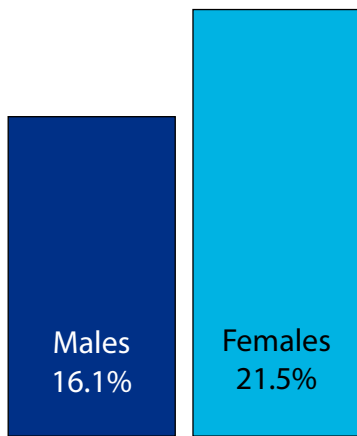
YRBS Data Brief

Texas Youth Risk Behavior Survey


October 2018

Bullying

Percentage of Texas High School Students who were Bullied on School Property in the Past 12 Months, by Sex, 2017 YRBS

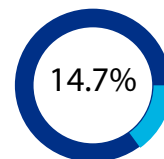
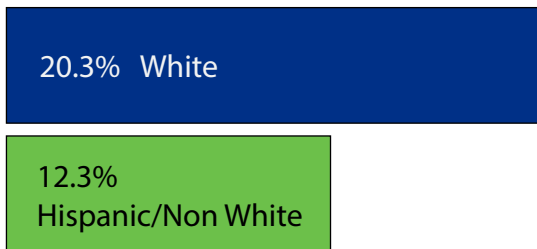


More than 1 in 4 (26.1% of) Texas high school students who identify as gay, lesbian, or bisexual, were electronically bullied (counting being bullied through texting, Instagram, Facebook, or other social media) in the past 12 months compared to 13.2% of their classmates who identify as straight.



Nearly 1 in 3 (28.1% of) Texas high school students who identify as gay, lesbian, or bisexual, were bullied on school property in the past 12 months compared to 17.0% of their classmates who identify as straight.

Percentage of Texas High School Students Who were Electronically Bullied* in the Past 12 Months, by Race/Ethnicity, 2017 YRBS



More than 1 in 7 (14.7% of) Texas high school students who identify as gay, lesbian, or bisexual, did not go to school on at least 1 day in the past 30 days because they felt unsafe at school or on their way to or from school compared to 6.6% of their classmates who identify as straight.

* counting being bullied through texting, Instagram, Facebook, or other social media

The Texas YRBS is a biennial survey of students in randomly selected public and charter high schools across Texas. For more information about the Texas Youth Risk Behavior Survey please visit: www.dshs.texas.gov/chs/yrbs.

