

COVID-19 Vaccine Data Dashboard

June 29, 2021



TEXAS
Health and Human
Services

Texas Department of State
Health Services

Overview

Purpose

- The **COVID-19 Vaccine Data Dashboard** allows providers to monitor their facility or organization's vaccine ordering data, distribution supply, and administration metrics.
- The following information outlines the necessary steps that providers need to take to access their Vaccine Data Dashboards.
 - **Please note:** If you also serve as a Local Health Entity, you will have access to two Dashboards: one for viewing regional vaccine metrics and one for viewing individual provider vaccine metrics. If your organization also serves as a Local Health Entity, please reference the [Vaccine Data Dashboard Access Request for Local Health Entities](#) guide for instructions on how to request access to your Local Health Entity Dashboard.

Audience

- COVID-19 Vaccine Providers who access VAOS



Understanding Your Dashboard

As a COVID-19 Vaccine Provider, your dashboard provides your facility or organization's data for **three areas of vaccine management**:

1. Your COVID-19 vaccine ordering data
2. Your current COVID-19 vaccine supply
3. The doses of COVID-19 vaccines you have administered



Accessing the Dashboard

1. Once you are approved as a COVID-19 Vaccine Provider and gain access to VAOS, you can access your Vaccine Data Dashboard through the **Dashboard** tab of the [VAOS Homepage](#).
2. Once you select the **Dashboard** tab, you will be directed to Tableau and be prompted to sign in. Use your same sign-in credentials that you created for VAOS to log in.
 - Note: You will need to sign out of all other Tableau accounts you may have in order to access the dashboard.



Your Dashboard Tabs



ALLOCATION

View the total amount of doses your facility has ordered, accepted, and rejected.



SUPPLY CHAIN

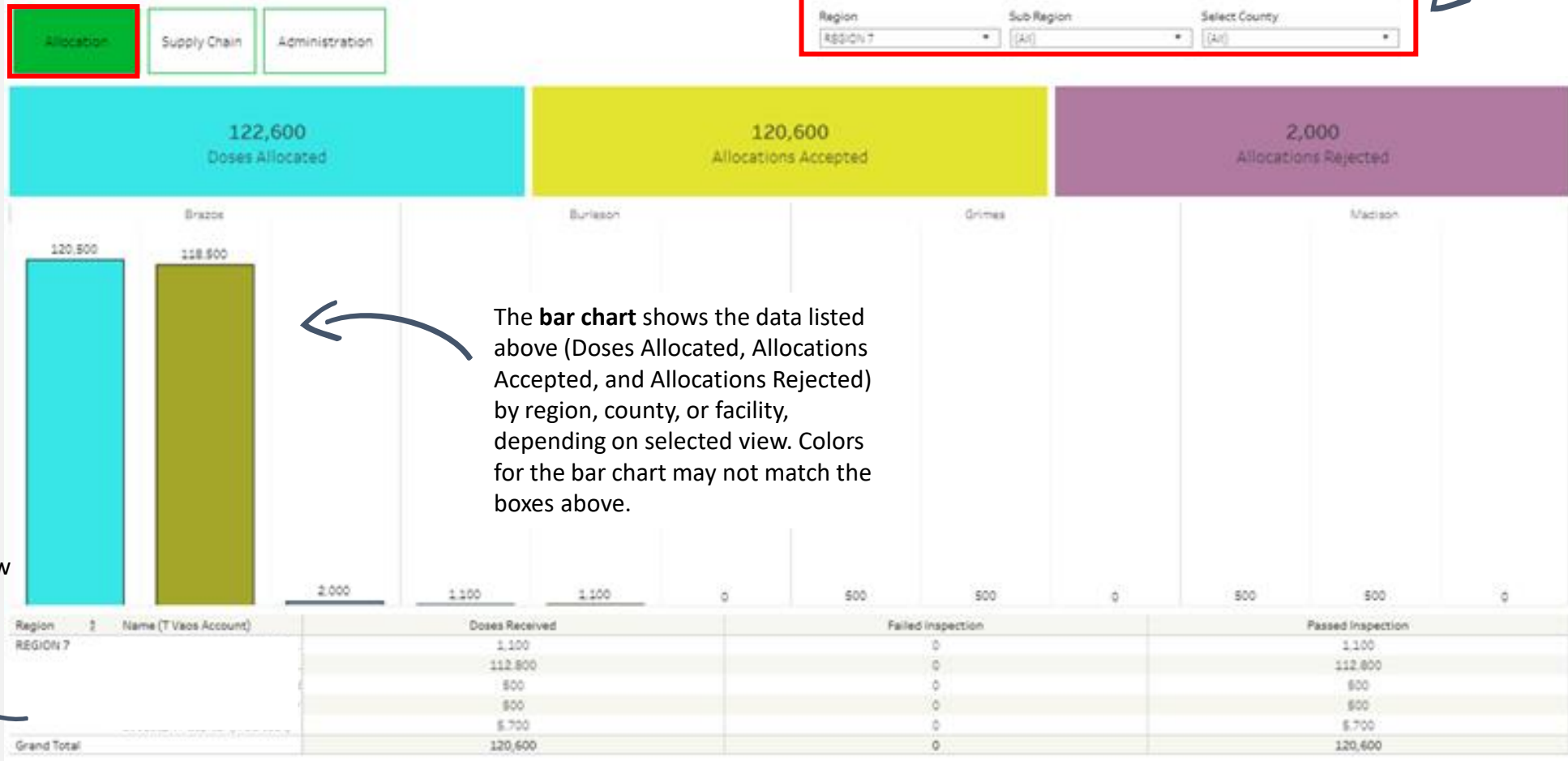
View the data provided on the Allocations Tab alongside your facility's transfer history and the quantity of doses you currently have on hand.



ADMINISTRATION

View the total amount of doses your facility has received, administered, and reported as waste.

Allocation Tab



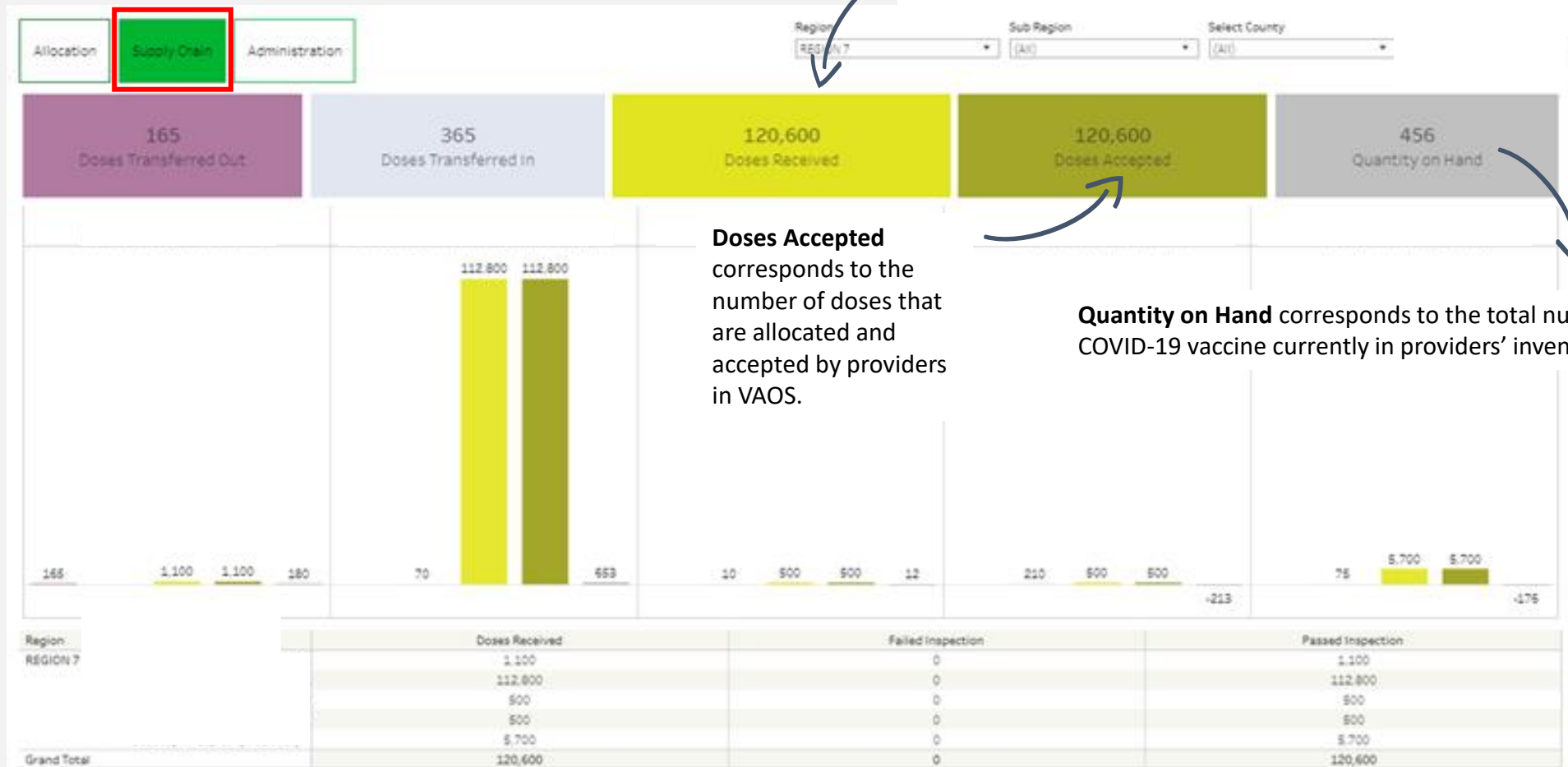
You can filter your dashboard and data table to view only data from specific **Regions**, **Sub Regions**, and **Counties**.

The **bar chart** shows the data listed above (Doses Allocated, Allocations Accepted, and Allocations Rejected) by region, county, or facility, depending on selected view. Colors for the bar chart may not match the boxes above.

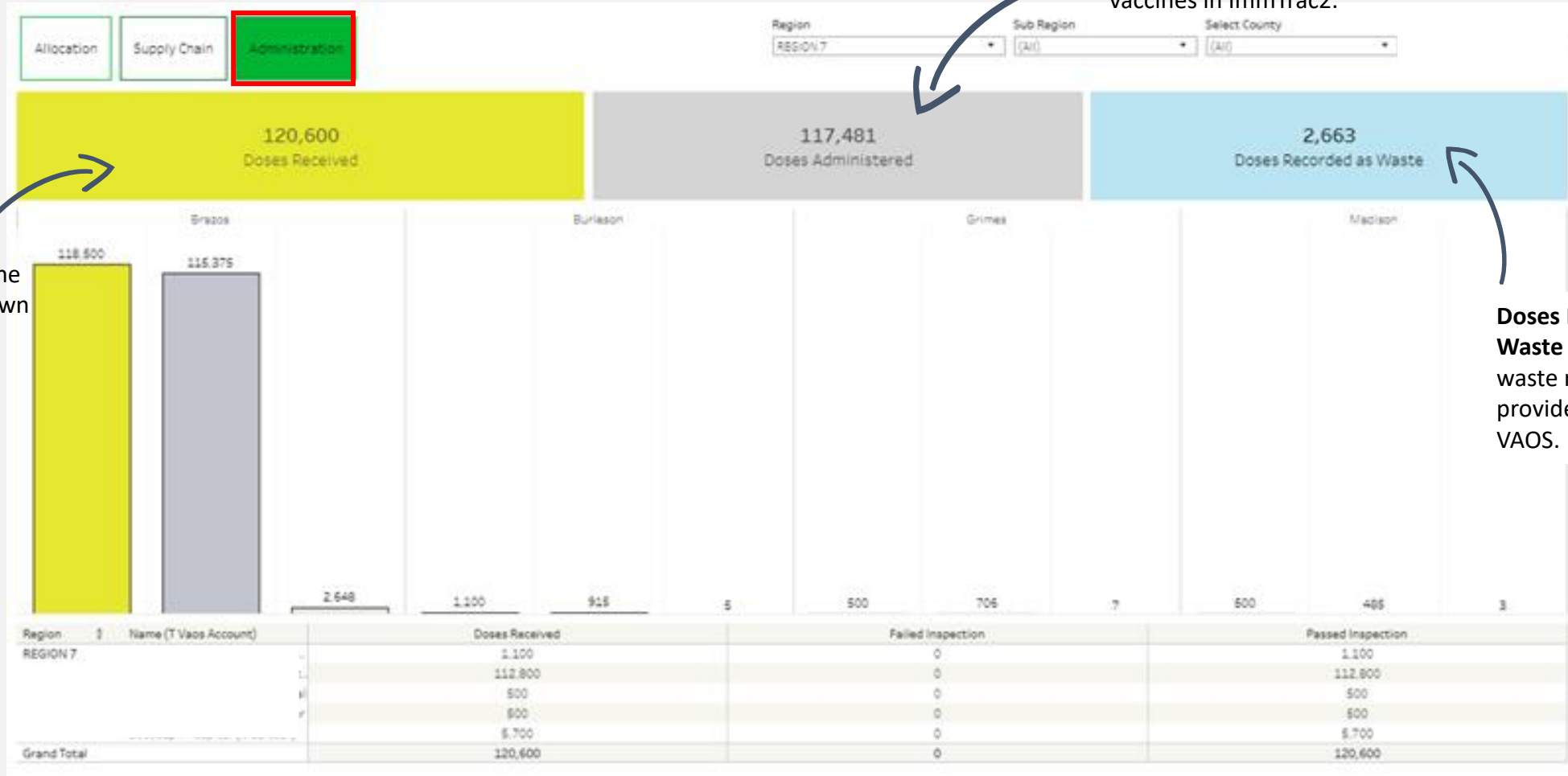
In the lower half of your dashboard, you can view metrics by provider, listed below **Account Name**.

Supply Chain Tab

If the **Sum of Doses Received** field is lower than **Sum of Doses Accepted**, it means that there are doses which have not yet been shipped or are currently in transit.



Administration Tab



This field will display **Doses Administered** once providers report administration of vaccines in ImmTrac2.

Doses Received will be the same amount that is shown in the *Supply Chain* tab.

Doses Recorded as Waste will reflect the waste reports that providers input into VAOS.

Tips and Tricks

- Dashboard data from VAOS and ImmTrac2 will be **updated nightly**. Please note that data may be up to 24 hours out of date.
- **If your organization has a Texas Health Trace (THR) account or other account within the HHS Enterprise Portal**, you may need to sign out of your account and log back in with your provider dashboard credentials to access the dashboard.
- For instructions on how to access the Vaccine Allocation and Ordering System (VAOS) and Provider dashboards, you can review the [Accessing VAOS](#) job aid found on the [COVID-19 Vaccine Management Resources site](#).

Have Questions?

For questions about accessing your COVID-19 Vaccine Data Dashboard, please contact us at COVID19VacMgmt@dshs.texas.gov

If you have inventory questions after viewing your Dashboard, you can reach out to COVID19VacShipments@dshs.Texas.gov

