



DSHS Arbovirus Activity Report
Week #32 (ending August 8, 2014)
Report Date: August 12, 2014

Table 1. Arbovirus Activity Summary, Texas, Weeks 1-32

Virus	Mosquito			Avian	Equine	Human						TOTAL
	DSHS Lab Reports	Non-DSHS Lab Reports	TOTAL (MOSQUITO POOLS)			Fever	Neuroinvasive	Hemorrhagic Fever	TOTAL (HUMAN)	Deaths	PVD‡	
CHIKV*						11			11			11
DENV*						7			7			7
EEEV												0
SLEV		1	1									1
WNV	146	868	1014	41	1	8	8		16		20	1072
TOTAL REPORTS	146	869	1015	41	1	26	8	0	34	0		1091

CHIKV - Chikungunya Virus

DENV - Dengue Virus

EEEV - Eastern Equine Encephalitis Virus

SLEV - Saint Louis Encephalitis Virus

WNV - West Nile Virus

*All reported cases are imported.

‡PVD - Presumptive viremic blood donors are people who had no symptoms at the time of donating blood through a blood collection agency, but whose blood tested positive when screened for the presence of West Nile virus. Unless they meet the case reporting criteria, they are not counted as a case for official reporting purposes and are not included in the "total reports" column.

Table 2. Arbovirus Activity by County, Weeks 1-32

County	CHIKV*		DENV*		EEEV			SLEV		WNV								COUNTY TOTAL**
	M	H	M	H	M	E	H	M	H	M	A	E	H					
													WNF	WNND	PVD‡	TOTAL		
Angelina															1			
Bell															1			
Bexar		1															1	
Bowie															1			
Brazoria										3			1			1	4	
Collin		1															1	
Dallas		1								18			3			3	22	
El Paso				1													1	
Ellis													1			1	1	
Fort Bend										1							1	
Freestone				1													1	
Galveston				1						1				1		1	3	
Gonzales		1															1	
Hardin															1			
Harris		3		1				1		822	41				11		868	
Hidalgo															1			
Liberty														1		1	1	
Madison												1					1	
Montgomery		1								139			1	5	1	6	146	
Nueces				1													1	
Orange															1			
Parker													1			1	1	
Tarrant										30				1		1	31	
Tom Green				1											2		1	

County	CHIKV*		DENV*		EEEV			SLEV		WNV							COUNTY TOTAL**
	M	H	M	H	M	E	H	M	H	M	A	E	H				
													WNF	WNND	PVD‡	TOTAL	
Travis		2		1									1			1	4
Williamson		1															1
Total Number of Reports		11		7				1		1014	41	1	8	8	20	16	1091

M-mosquito A-avian E-equine H-human

CHIKV - Chikungunya Virus

DENV - Dengue Virus

EEEV - Eastern Equine Encephalitis Virus

SLEV - Saint Louis Encephalitis Virus

WNV - West Nile Virus

WNF - West Nile Fever

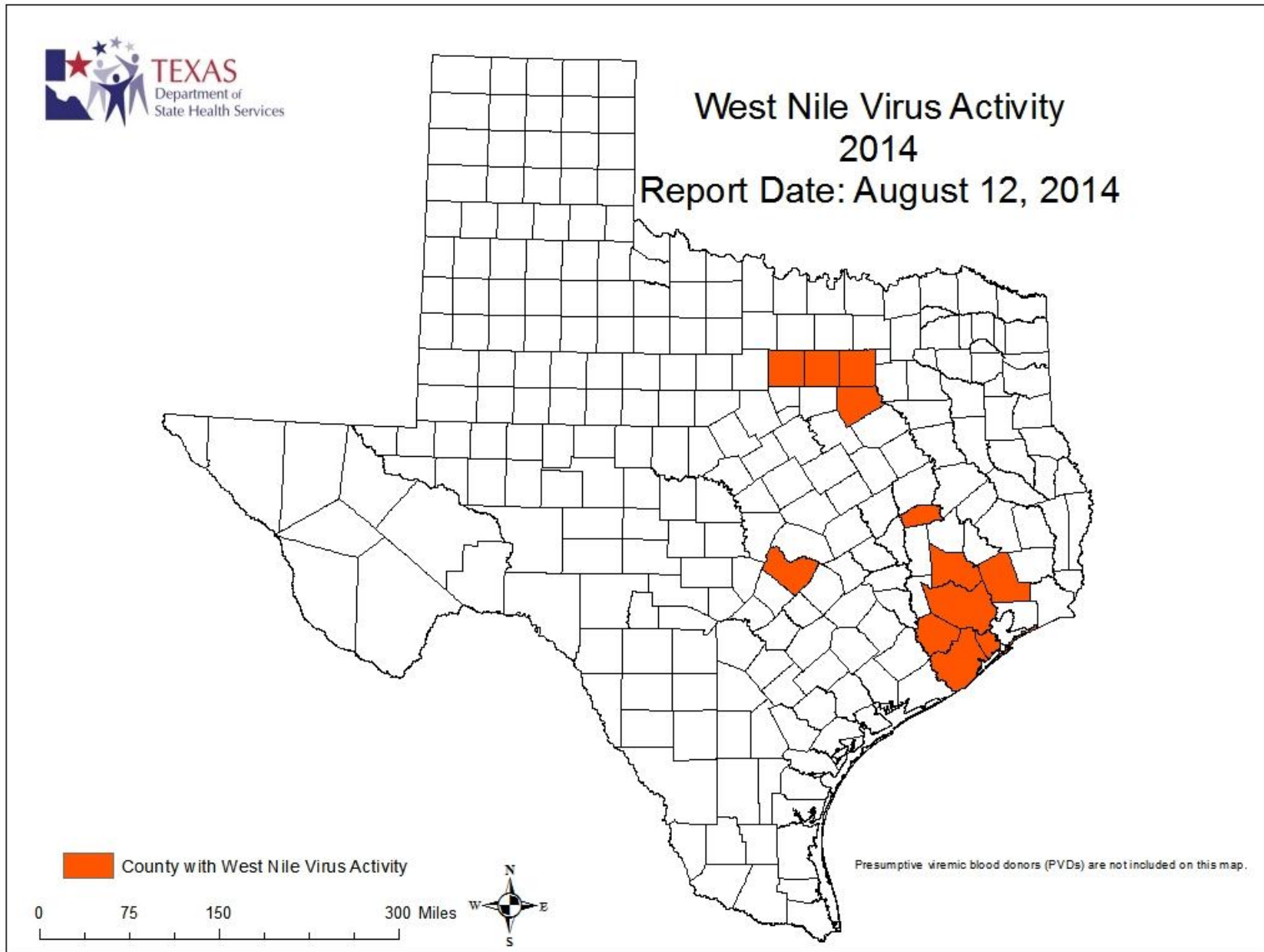
WNND - West Nile Neuroinvasive Disease

*All reported cases are imported.

**Total may not equal the sum of the contributing subtotals because some counties will have reports from multiple species and/or for multiple diseases or disease syndromes.

‡Presumptive viremic blood donors (PVDs) are not included in any of the "total columns".

Figure 1. Texas Counties Reporting any WNV Activity, Weeks 1-32



A Texas map showing the names of each County is available at www.dshs.state.tx.us/regions/stregctymap.pdf.

Figure 2. Epidemiologic Curve of Mosquito WNV Activity, 2011-2014

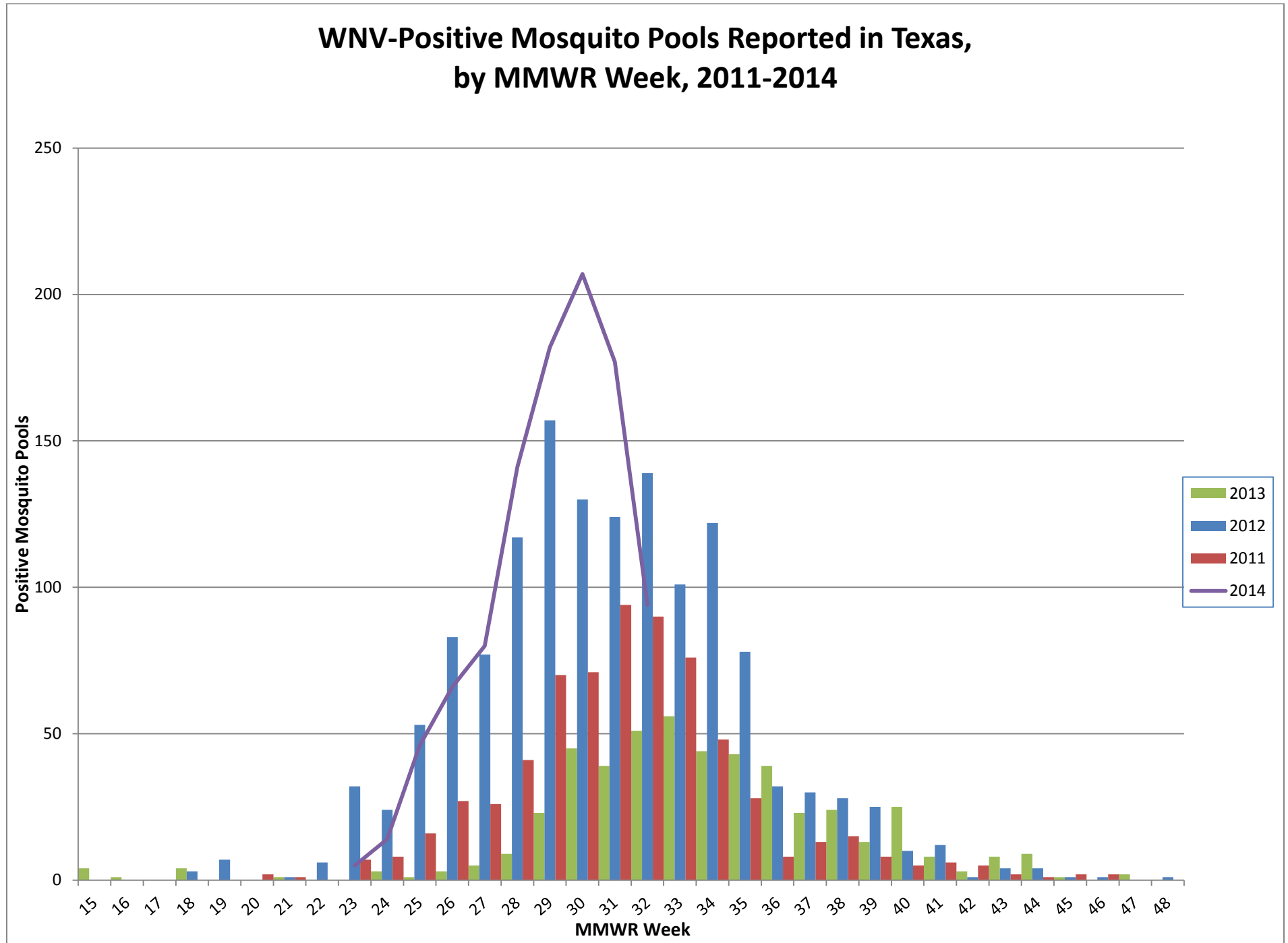
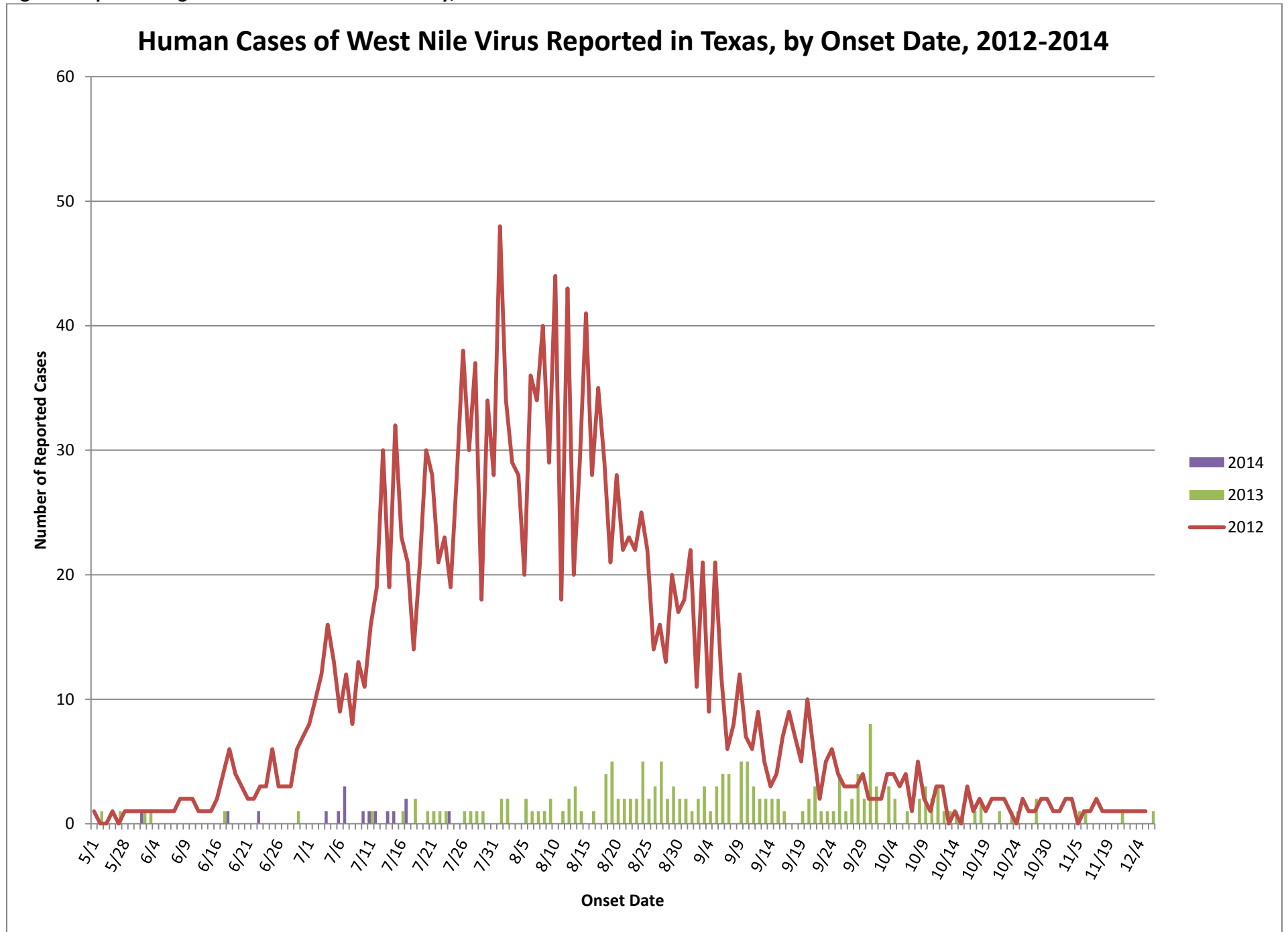


Figure 3. Epidemiologic Curve of Human WNV Activity, 2012-2014



For more detailed information about arboviruses found in Texas, please visit <http://www.dshs.state.tx.us/idcu/disease/arboviral/>.