



DSHS Arbovirus Activity Report
Week #52 (ending December 26, 2014)
Report Date: December 30, 2014

Table 1. Arbovirus Activity Summary, Texas, Weeks 1-52

Virus	Mosquito			Avian	Equine	Human						TOTAL
	DSHS Lab Reports	Non-DSHS Lab Reports	TOTAL (MOSQUITO POOLS)			Fever	Neuroinvasive	Hemorrhagic Fever	TOTAL (HUMAN)	Deaths	PVD‡	
CHIKV*						66			66			66
DENV*						21		2	23			23
EEEV					5							5
SLEV	6	1	7			3	1		4			11
WNV	316	1713	2029	77	23	118	235		353	4	59	2482
TOTAL REPORTS	322	1714	2036	77	28	208	236	2	446	4		2587

CHIKV - Chikungunya Virus

DENV - Dengue Virus

EEEV - Eastern Equine Encephalitis Virus

SLEV - Saint Louis Encephalitis Virus

WNV - West Nile Virus

*All reported cases are imported.

‡PVD - Presumptive viremic blood donors are people who had no symptoms at the time of donating blood through a blood collection agency, but whose blood tested positive when screened for the presence of West Nile virus. Unless they meet the case reporting criteria, they are not counted as a case for official reporting purposes and are not included in the "total reports" column.

Table 2. Arbovirus Activity by County, Weeks 1-51

County	CHIKV*		DENV*		EEEV			SLEV		WNV							COUNTY TOTAL**
	M	H	M	H	M	E	H	M	H	M	A	E	H				
													WNF	WNND	PVD‡	TOTAL	
Angelina														3	1	3	3
Austin														2		2	2
Bailey													1	1		2	2
Bastrop													1			1	1
Bell															1		
Bexar		5										1	2	3		5	11
Bowie															1		
Brazoria		2		1						17			4	4	1	8	28
Brazos										15			1	2		3	18
Briscoe													3	1		4	4
Caldwell												1					1
Cass						1											1
Castro													4	1	1	5	5
Clay													1			1	1
Collin		3		1						3			1		1	1	8
Colorado													1			1	1
Comal		1												2		2	3
Crosby													1	1	2	2	2
Dallas		9		1						116			8	4	2	12	138
Deaf Smith													2	1		3	3
Denton		7		1						27			1	3	1	4	39
Eastland												1					1
Ector														2		2	2
El Paso		2		3				3		4		1	7	8		15	28
Ellis										3			1			1	4
Erath													1			1	1
Floyd													2	1		3	3
Fort Bend		1								14			2	2		4	19
Freestone				1													1
Galveston				1						7			1	1	1	2	10
Gonzales		1										3					4
Gray														1		1	1
Grayson										16		1					17
Gregg		1															1
Grimes													1	2		3	3
Guadalupe		1															
Hale													1	2		3	3
Hall													2			2	2
Hansford														1		1	1
Hardin						1									1		1

County	CHIKV*		DENV*		EEEV			SLEV		WNV							COUNTY TOTAL**
	M	H	M	H	M	E	H	M	H	M	A	E	H				
													WNF	WNND	PVD‡	TOTAL	
Harris		9		2				1	3	1286	77		24	89	20	113	1491
Haskell													1			1	1
Hays		2															2
Hemphill													1			1	1
Henderson														1		1	1
Hidalgo		1		2								2		4	1	4	9
Hill															1		
Hockley												1		1		1	2
Hopkins													1			1	1
Hunt								2									2
Hutchinson														1		1	1
Jefferson						1		1		1			1	1		2	5
Jim Wells															1		
Johnson										8							8
Lamb													1	1		2	2
Leon														1		1	1
Liberty												1		5		5	6
Limestone															1		
Lipscomb													1			1	1
Lubbock													3	4	1	7	7
Madison												1					1
Martin														1		1	1
Matagorda									1							0	1
McLennan														1		1	1
Medina												1					1
Midland		1												2		2	3
Montgomery		2		2						183		2	9	23	5	32	221
Moore												1		1		1	2
Navarro													1	1		2	2
Newton						1											1
Nueces				1						1				2		2	4
Ochiltree												1		1		1	2
Orange		1								1					1		2
Palo Pinto															1		
Parker												1	1			1	2
Parmer													2			2	2
Polk														1		1	1
Potter													4	6	4	10	10
Randall													6	12	4	18	18
Rockwall										1							1
Runnels														1		1	1

County	CHIKV*		DENV*		EEEV			SLEV		WNV							COUNTY TOTAL**
	M	H	M	H	M	E	H	M	H	M	A	E	H				
													WNF	WNND	PVD‡	TOTAL	
Smith														1		1	1
Swisher													2	1		3	3
Tarrant		7		2						317			7	9	4	16	342
Taylor														1		1	1
Tom Green				1									1	3	2	4	5
Travis		8		3						6		1	2	4		6	24
Tyler						1											1
Uvalde														2		2	2
Walker														2		2	2
Waller												1	1			1	2
Washington												1					1
Wichita										1		1		3		3	5
Williamson		1		1						2				1		1	5
Wise		1															1
Total Number of Reports		66		23		5		7	4	2029	77	23	118	235	59	353	2587

M-mosquito A-avian E-equine H-human

CHIKV - Chikungunya Virus

DENV - Dengue Virus

EEEV - Eastern Equine Encephalitis Virus

SLEV - Saint Louis Encephalitis Virus

WNV - West Nile Virus

WNF - West Nile Fever

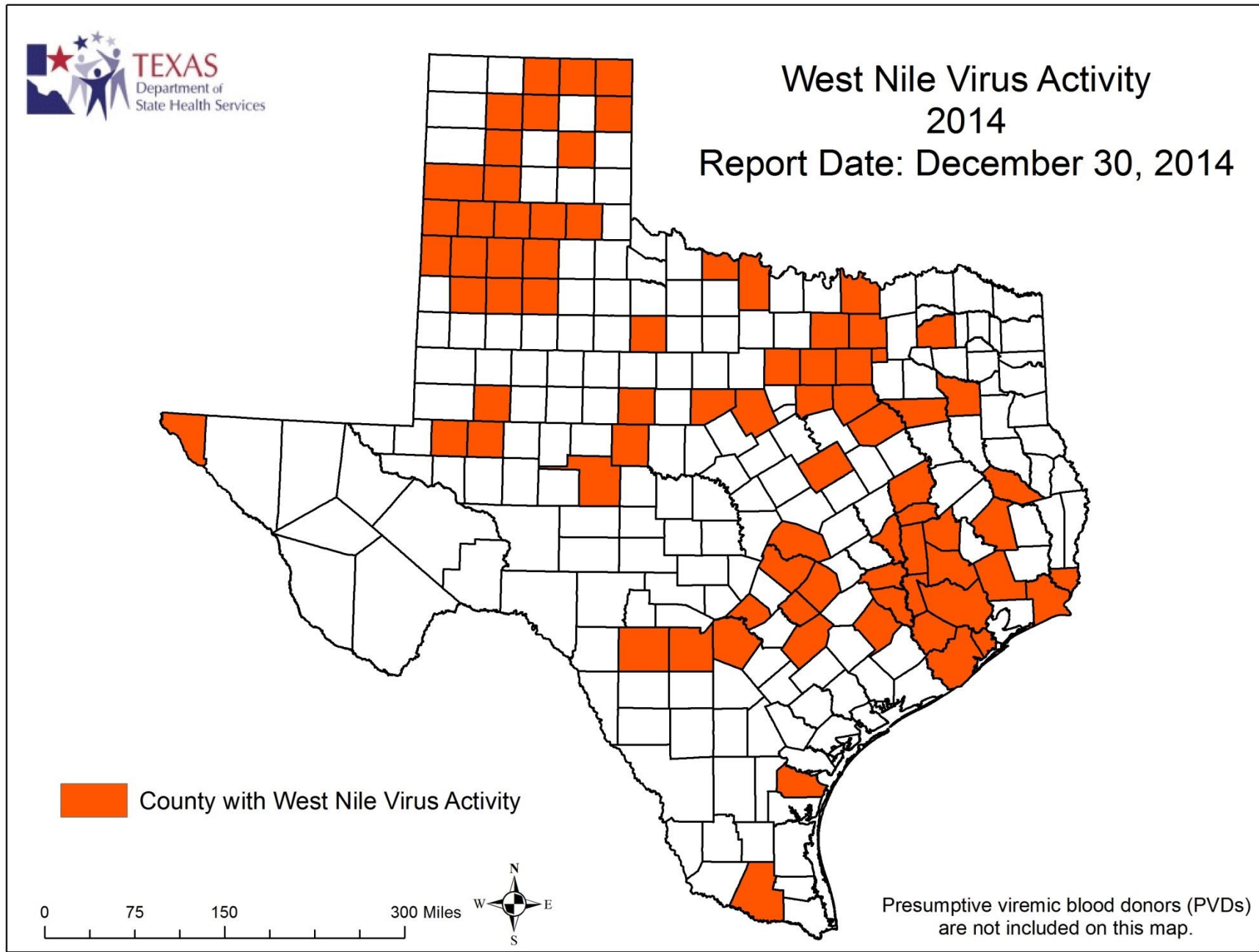
WNND - West Nile Neuroinvasive Disease

*All reported cases are imported.

**Total may not equal the sum of the contributing subtotals because some counties will have reports from multiple species and/or for multiple diseases or disease syndromes.

‡Presumptive viremic blood donors (PVDs) are not included in any of the "total columns".

Figure 1. Texas Counties Reporting any WNV Activity, Weeks 1-52



A Texas map showing the names of each County is available at www.dshs.state.tx.us/regions/stregctymap.pdf.

Figure 2. Epidemiologic Curve of Mosquito WNV Activity, 2011-2014

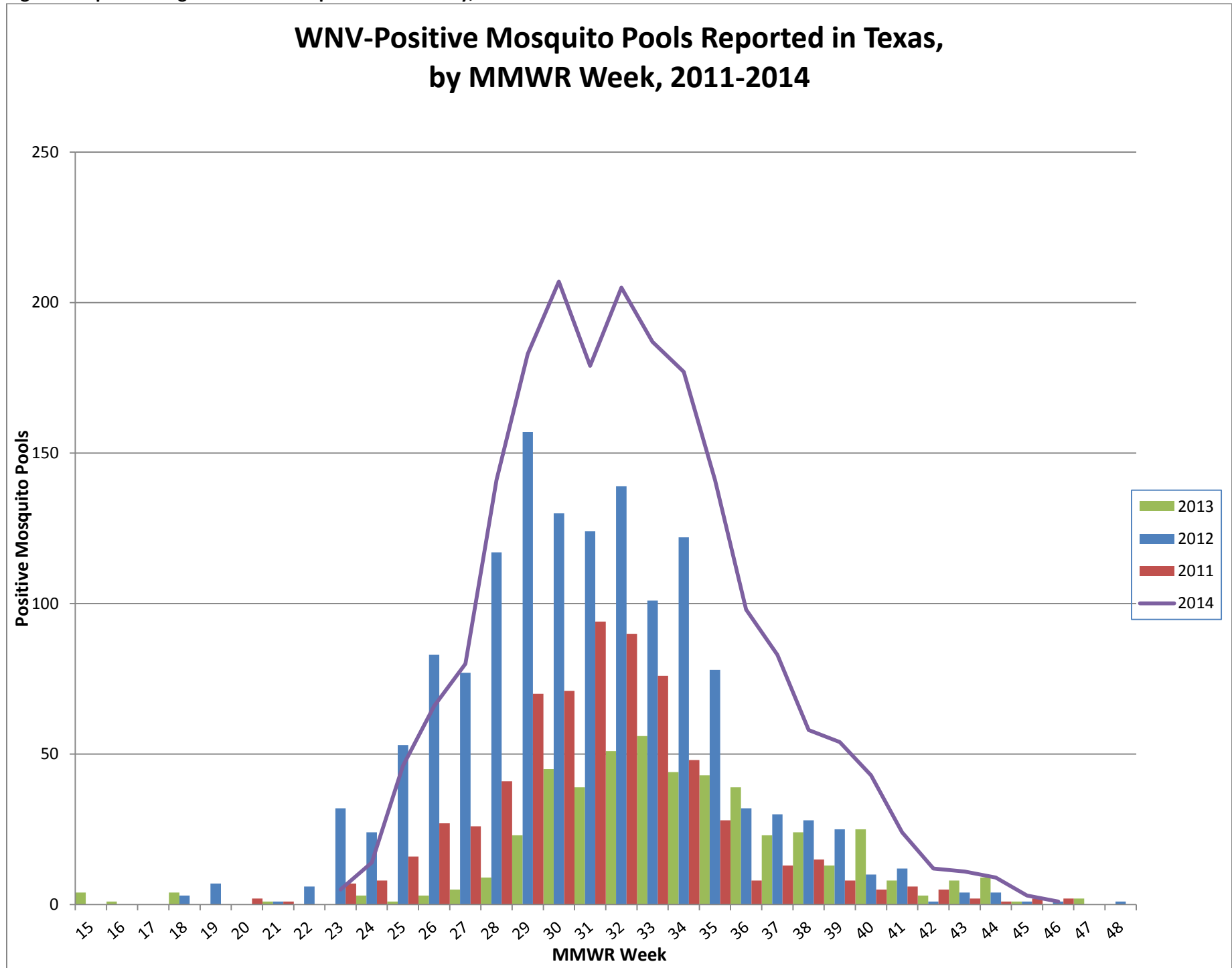
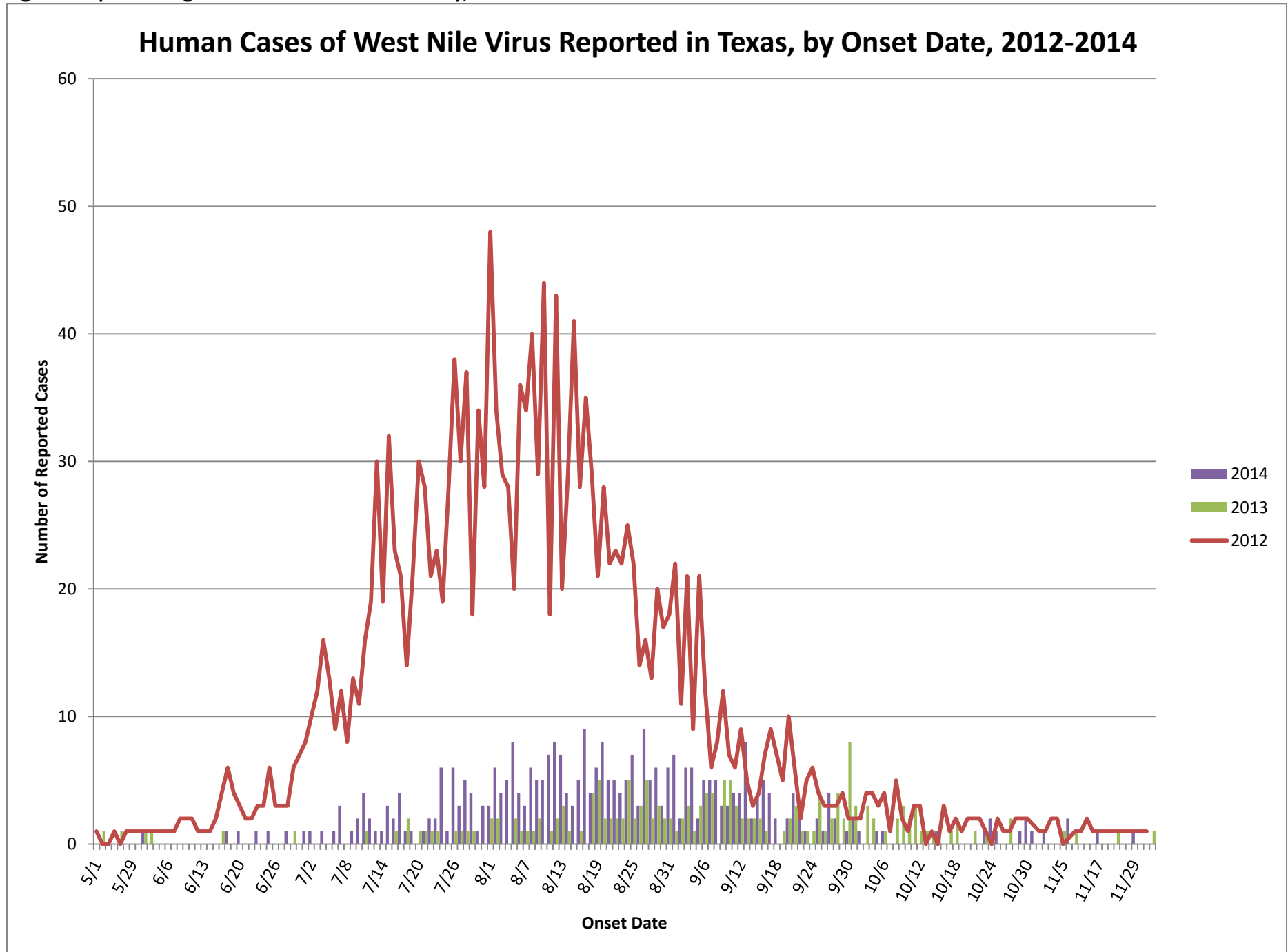


Figure 3. Epidemiologic Curve of Human WNV Activity, 2012-2014



For more detailed information about arboviruses found in Texas, please visit <http://www.dshs.state.tx.us/idcu/disease/arboviral/>.