

Making the Call: Monitoring for Avian Influenza


Texas DSHS
Influenza Workshop
2016



Diana Treviño, MS
Hidalgo County Health
and Human Services

Epi Starter Kit

- **Week 1**: Orientation and Training
- **Week 2**: Zika Scare
- **Week 3**: Avian Influenza Monitoring



Avian Influenza H7N8 Monitoring- February 3, 2016

- Total Number of Persons Under Monitoring (PUMs): 6
- Initial Miscommunication
 - Notified Post-Arrival
 - Delayed Federal Notification
- Occupational Instructions
 - Incomplete Contact Information

1 PUM

- Male
- 54 years
- 2 PUMs Related
 - Shared Contact info
 - Only Secondary Information, no primary contact made

Monitoring of Persons with Potential Exposure to Avian Influenza (AI) Checklist

Please note all email communications should be sent to Central office at EAIDBMonitoring@dshs.texas.gov AND to the appropriate Regional office contacts for your jurisdiction.

Initial Phone Call

- ☐ Determine if the individual is currently in Texas.
 - ☐ If yes, obtain exact address in Texas:

 - ☐ If no, determine the exact address where the traveler is currently located. If the traveler plans to come to Texas eventually find out when and where (exact address) the traveler will arrive and report to DSHS.

- ☐ Confirm contact information.
 - ☐ Best contact phone number: _____ Okay to text? Yes No
 - ☐ Secondary contact phone number: _____ Okay to text? Yes No
 - ☐ Emergency contact phone number: _____ Okay to text? Yes No
 - ☐ Email address: _____
 - ☐ Secondary/emergency contact email address: _____
- ☐ Verify exposure dates.
 - ☐ Date last exposed to poultry? _____
 - ☐ Date last involved with USDA/APHIS response? _____
 - ☐ Date arrived/arriving in Texas? _____
- ☐ Inform the individual of the monitoring process in Texas and that you will follow up once their risk level has been established.
- ☐ Provide them with their date of completion of monitoring (Individuals will be monitored for 10 days after their last exposure to any avian influenza response activity of any kind. This date is day 0, monitoring is conducted *through the end of* day 10).

Initial Contact



- ❑ Monitoring- Day 3
- ❑ The Call
 - **First Call-** Indicated to be Spanish speaker; case transferred
 - **Second Call-** Prompted questions in Spanish but requested English
 - PUM was uncooperative with investigation

Initial Contact

- ❑ PUM stated to be multi-symptomatic:
 - Cough, Runny and Stuffy nose with bleeding, Watery irritated eyes, Sneezing, Sore itchy throat, Difficulty breathing, Shortness of Breath, Fatigue, Muscle/body aches (legs and soles of feet), Headache (taken ibuprofen on 2/1/16), Rash with discoloration on face and redness in cheeks.
- ❑ Due to symptoms, PUM became a PUI (Person Under Investigation)



Initial Contact

- Wife and grandson asymptomatic
- Education provided
- PUM asked to self-isolate
- Was his “family in danger”?



Internal Action

- Symptomatic. What next?
 - Self isolate for PUI
 - Collection of specimen
 - Surveillance Team was notified of AI Tracking and PUI
 - PUI to be contacted next day for specimen collection



Secondary Contact

- PUI was contacted; symptomatic
- Notified of specimen collection
- PUI did not want to participate in collection and had to “*hit the road*”.



Legal Actions

- Communicable Disease Control Order



Control Order

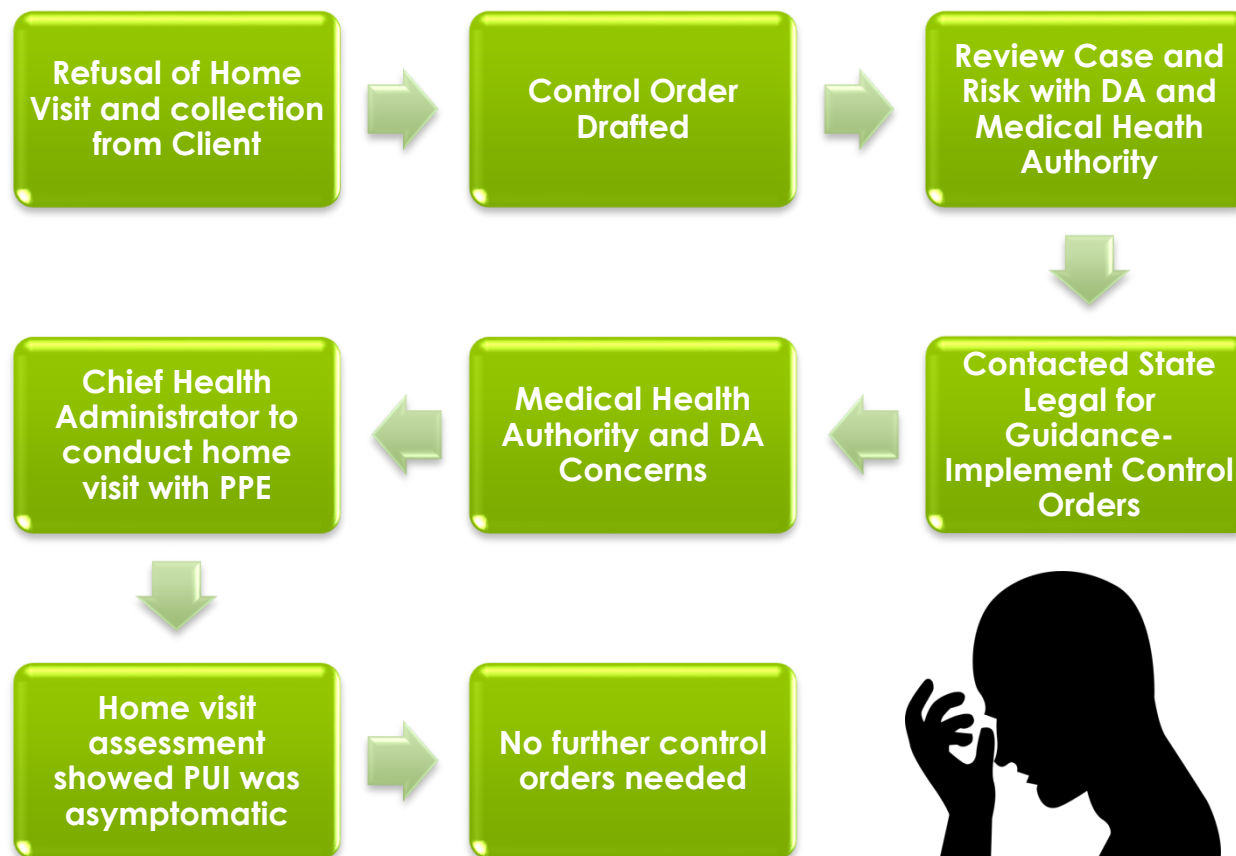
Quarantine/Isolation

Persons Involved

- Emergency Management
- County Medical Authority
- County Chief Health Administrator
- County Judge
- District Attorney Office-
 - Assistant District Attorney
- DSHS Legal and Health Administration

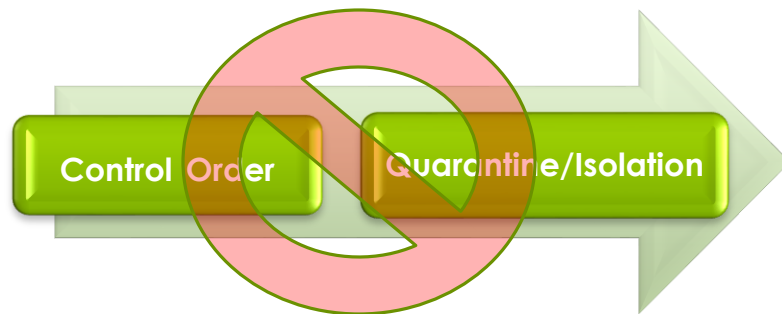
Legal Actions Taken

- Communicable Disease Control Order



Lessons Learned

- Have Control Order Ready to be Served
- Have it in all local languages
- Expect the unexpected
- Be aware of Post-Control Order Actions



Any Questions

