



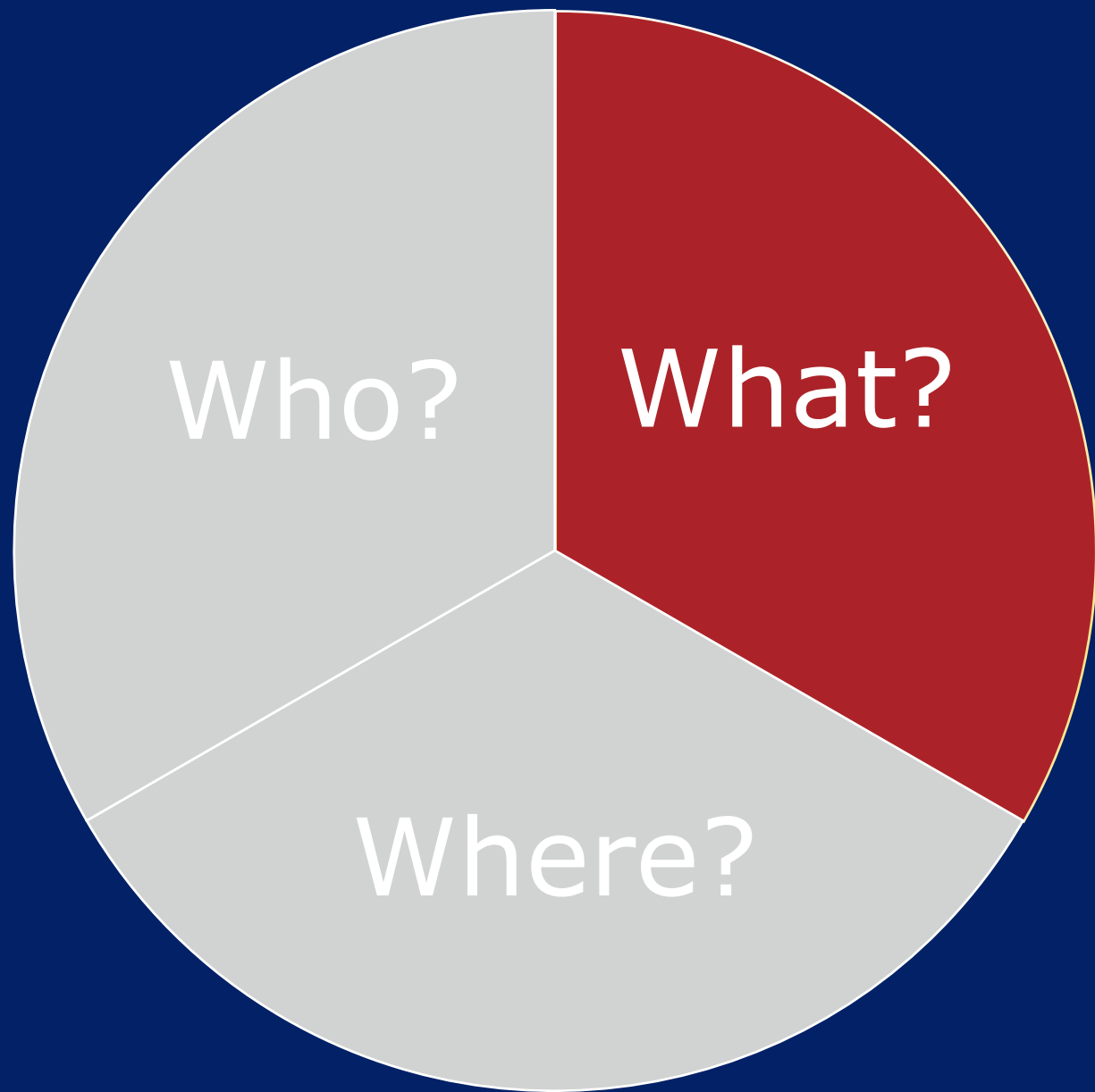
TEXAS  
Health and Human  
Services

Texas Department of State  
Health Services

---

Robert ( Bob) Russin  
ILINet Coordinator

# U.S. Outpatient Influenza- like Illness Surveillance Network (ILINet)



**What is the ILINet ?**



**the ILINet is part of  
the CDC's National  
Influenza  
Surveillance Program  
in which Texas  
actively Participates**



During the current flu  
season regularly  
contributed  
**119** of the 200 reports  
for our Region



# The Rules for whether a visit is counted as an ILI

Fever {

- Measured 100° or greater

With {

- Sore Throat and/or Cough

Where {

- Known cause is Influenza or unspecified



TEXAS  
Health and Human Services

Texas Department of State  
Health Services

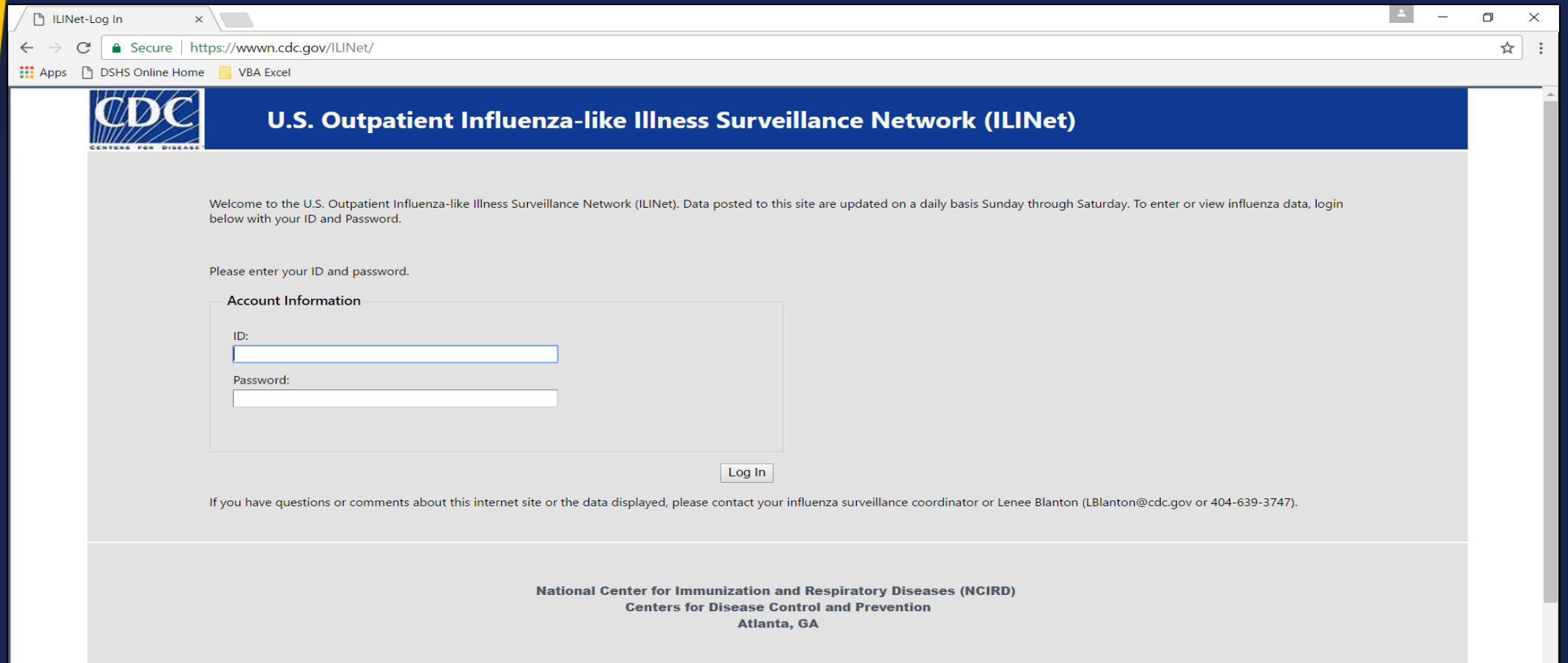


TEXAS  
Health and Human Services

Texas Department of State  
Health Services

# The ILINet Data Login Page

Website Address → <https://wwwn.cdc.gov/ILINet>



The screenshot shows a web browser window with the address bar displaying "https://wwwn.cdc.gov/ILINet/". The page title is "U.S. Outpatient Influenza-like Illness Surveillance Network (ILINet)". The CDC logo is visible in the top left corner. The main content area contains a welcome message and a login form. The login form has two input fields: "ID:" and "Password:". Below the input fields is a "Log In" button. At the bottom of the page, there is contact information for the National Center for Immunization and Respiratory Diseases (NCIRD).

ILINet-Log In

Secure | <https://wwwn.cdc.gov/ILINet/>

Apps DSHS Online Home VBA Excel

**CDC**  
CENTERS FOR DISEASE

## U.S. Outpatient Influenza-like Illness Surveillance Network (ILINet)

Welcome to the U.S. Outpatient Influenza-like Illness Surveillance Network (ILINet). Data posted to this site are updated on a daily basis Sunday through Saturday. To enter or view influenza data, login below with your ID and Password.

Please enter your ID and password.

**Account Information**

ID:

Password:

If you have questions or comments about this internet site or the data displayed, please contact your influenza surveillance coordinator or Lenée Blanton (LBlanton@cdc.gov or 404-639-3747).

**National Center for Immunization and Respiratory Diseases (NCIRD)**  
Centers for Disease Control and Prevention  
Atlanta, GA

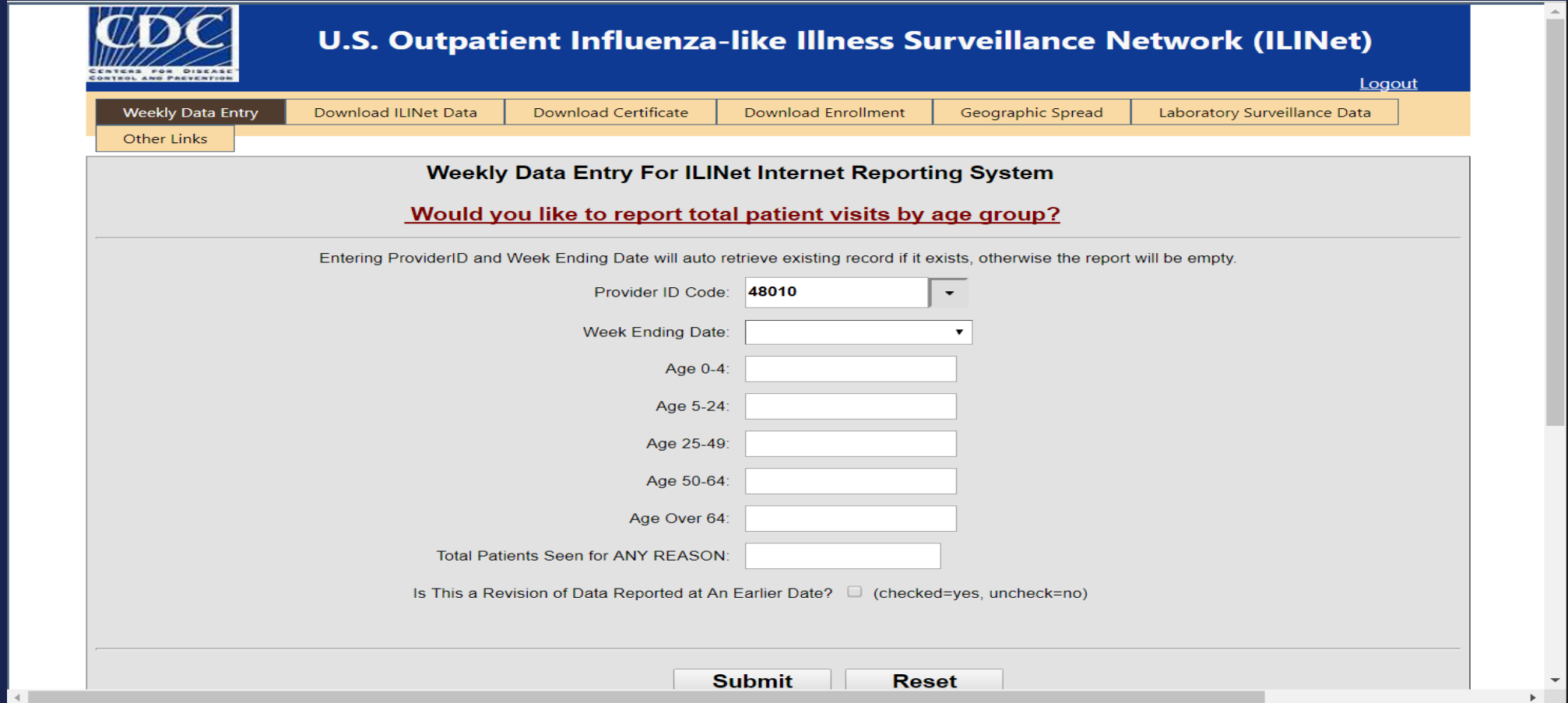


TEXAS

Health and Human Services

Texas Department of State  
Health Services

# The ILINet Data entry portal



The screenshot shows the ILINet Data entry portal interface. At the top, there is a blue header with the CDC logo on the left and the text "U.S. Outpatient Influenza-like Illness Surveillance Network (ILINet)" in the center. To the right of the header is a "Logout" link. Below the header is a navigation bar with several buttons: "Weekly Data Entry" (highlighted), "Download ILINet Data", "Download Certificate", "Download Enrollment", "Geographic Spread", and "Laboratory Surveillance Data". Below the navigation bar is a section titled "Weekly Data Entry For ILINet Internet Reporting System". Under this title is a red underlined question: "Would you like to report total patient visits by age group?". Below this is a text box that says "Entering ProviderID and Week Ending Date will auto retrieve existing record if it exists, otherwise the report will be empty." There are two input fields: "Provider ID Code:" with the value "48010" and a dropdown arrow, and "Week Ending Date:" with a date picker. Below these are six input fields for age groups: "Age 0-4:", "Age 5-24:", "Age 25-49:", "Age 50-64:", and "Age Over 64:". Below these is an input field for "Total Patients Seen for ANY REASON:". At the bottom, there is a checkbox labeled "Is This a Revision of Data Reported at An Earlier Date?" with the text "(checked=yes, uncheck=no)". At the very bottom are two buttons: "Submit" and "Reset".

**U.S. Outpatient Influenza-like Illness Surveillance Network (ILINet)**

[Logout](#)

[Weekly Data Entry](#) [Download ILINet Data](#) [Download Certificate](#) [Download Enrollment](#) [Geographic Spread](#) [Laboratory Surveillance Data](#)

[Other Links](#)

### Weekly Data Entry For ILINet Internet Reporting System

Would you like to report total patient visits by age group?

Entering ProviderID and Week Ending Date will auto retrieve existing record if it exists, otherwise the report will be empty.

Provider ID Code:

Week Ending Date:

Age 0-4:

Age 5-24:

Age 25-49:

Age 50-64:

Age Over 64:

Total Patients Seen for ANY REASON:

Is This a Revision of Data Reported at An Earlier Date? ☐ (checked=yes, uncheck=no)

[Submit](#) [Reset](#)

# The ILINet Data Set



TEXAS

Health and Human Services

Texas Department of State  
Health Services

Entering ProviderID and Week Ending Date will auto retrieve existing record if it exists, otherwise the report will be empty.

Provider ID Code:	48010	▼
Week Ending Date:	201640 (10/08/2016)	▼
Age 0-4:	0	}
Age 5-24:	0	
Age 25-49:	0	
Age 50-64:	0	
Age Over 64:	0	
Total Patients Seen for ANY REASON:	34	

Is This a Revision of Data Reported at An Earlier Date? ☐ (checked=yes, uncheck=no)

Last modified date: 10/11/2016 18:21:37 PM

Submit Reset

Select the week in which the data occurred

Five counts of ILI by Age Groups

Count of Total Patients seen





TEXAS  
Health and Human Services

Texas Department of State  
Health Services

# Providers are asked to submit their ILINet Data every Tuesday by Noon by:

---

- 1. Entering the ILINet data through the ILINet Portal**
2. Fax ILINet data using the form at the back the ILINet Work Folder to the CDC @ 1-888-232-1322
3. Email the data to [FLUTexas@DSHS.Texas.Gov](mailto:FLUTexas@DSHS.Texas.Gov) as spreadsheet, Outlook message, PDF, or word document
4. Fax the ILINet data using the form at the back the ILINet Work Folder to Flu Team @ 512-776-7616
5. Calling 512-776-6242 and leave the report in the message

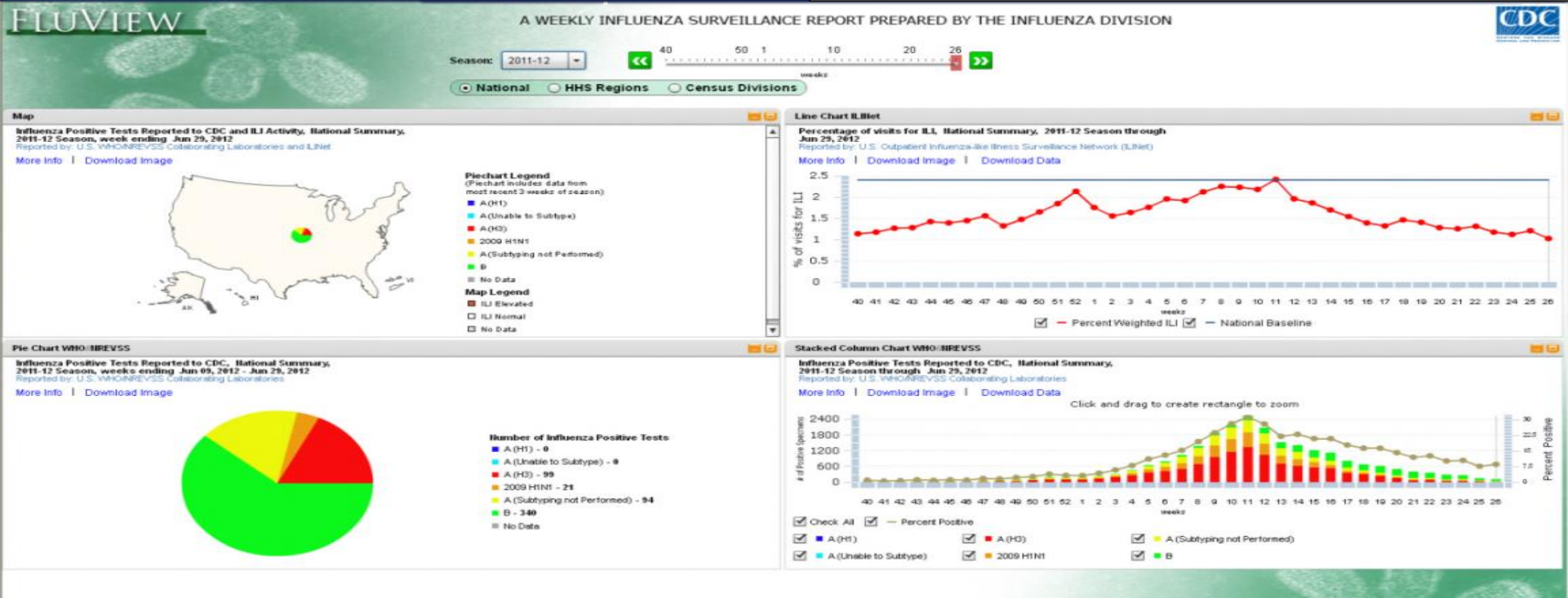
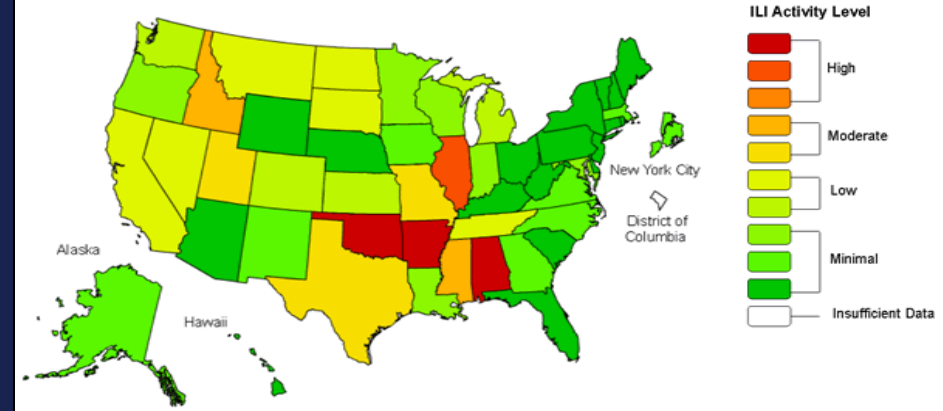


TEXAS  
Health and Human Services

Texas Department of State  
Health Services

# CDC FluView graphs and ILI intensity map

Influenza-Like Illness (ILI) Activity Level Indicator Determined by Data Reported to ILINet  
2011-12 Influenza Season Week 11 ending Mar 17, 2012



# Texas Influenza Surveillance Report



**TEXAS**  
Health and Human  
Services

**Texas Department of State  
Health Services**

## U.S. Outpatient Influenza-like Illness Surveillance Network (ILINet)

Table 5: Texas ILINet Reporting and Patient Visit Summary for the Current Week

	Week 04
Number of providers reporting <sup>†</sup>	96
Number of providers reporting patient visits	96
Number (%) of providers with at least one ILI case	92 (95.83%)
Percentage of all visits due to ILI	6.02%
Texas ILINet baseline <sup>‡</sup> , 2016–2017	6.64%

Figure 4: Percentage of Visits Due to Influenza-like Illness Reported by Texas ILINet Participants, 2013–2017 Seasons\*

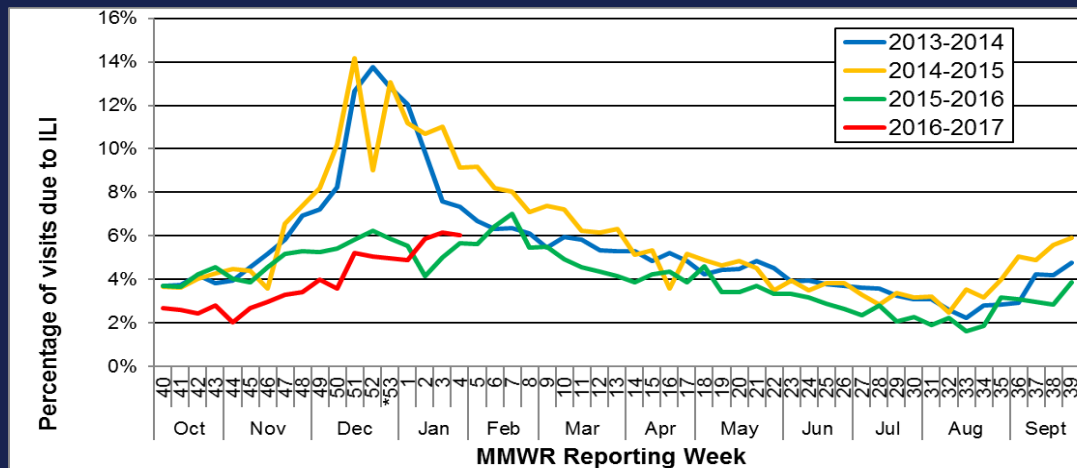
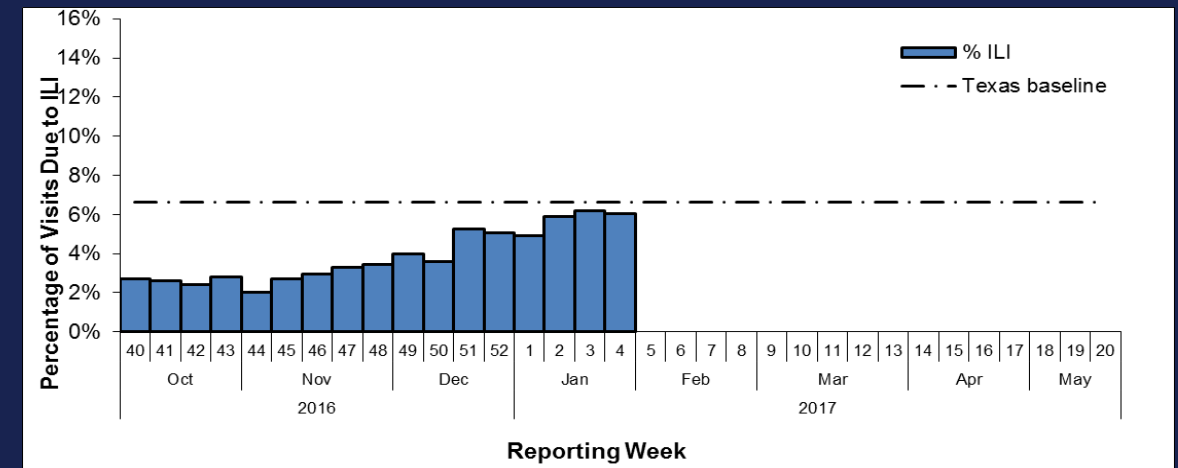
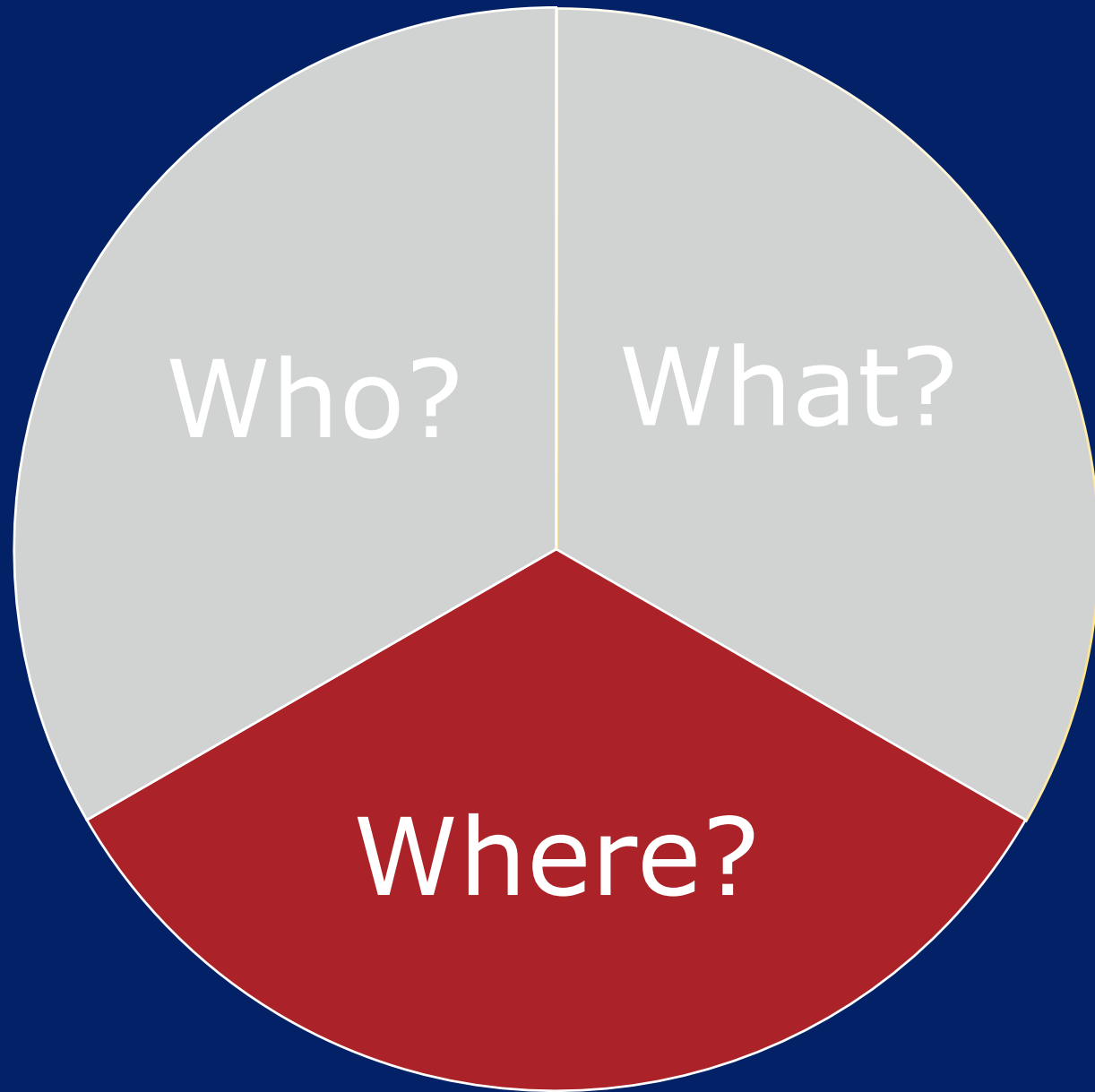


Table 6: Percentage of Visits for Influenza-like Illness Reported by Texas ILINet Providers

Week	Providers Reporting	Number of ILI Cases by Age Group (Years)					Total ILI (all ages)	Total Patients	% ILI
		0-4	5-24	25-49	50-64	65+			
201651	112	229	339	314	209	198	1289	24616	5.24%
201652	113	175	227	352	220	181	1155	22834	5.06%
201701	116	184	312	388	219	211	1314	26831	4.90%
201702	114	219	621	418	294	240	1792	30471	5.88%
201703	107	236	721	404	248	219	1828	29612	6.17%
201704	96	213	799	387	157	60	1616	26828	6.02%

Figure 3: Percentage of Visits Due to Influenza-like Illness Reported by Texas ILINet Participants, 2016–2017 Season





**Where Do you  
go to gain  
access to the  
ILINet Data**

# The ILINet Data Portal Access



TEXAS  
Health and Human  
Services

Texas Department of State  
Health Services

My contact information for access to the ILINet:

Robert (Bob) Russin  
*State ILINet Coordinator*  
*Emerging and Acute Infectious Disease Branch*  
*Texas Department of State Health Services (DSHS)*  
[FluTexas@DSHS.Texas.Gov](mailto:FluTexas@DSHS.Texas.Gov)

or

[Robert.Russin@dshs.texas.gov](mailto:Robert.Russin@dshs.texas.gov)  
Office: 512.776.6242  
Fax: 512.776.7616



TEXAS  
Health and Human  
Services

Texas Department of State  
Health Services





TEXAS  
Health and Human Services

Texas Department of State  
Health Services

# The ILINet Web Portal

Website Address → <https://wwwn.cdc.gov/ILINet>

The screenshot shows a web browser window with the address bar displaying "https://wwwn.cdc.gov/ILINet/". The page title is "U.S. Outpatient Influenza-like Illness Surveillance Network (ILINet)". The main content area includes a welcome message, a login prompt, and a form for account information. The form has fields for "ID:" and "Password:", and a "Log In" button. At the bottom, there is contact information for the National Center for Immunization and Respiratory Diseases (NCIRD).

ILINet-Log In

Secure | <https://wwwn.cdc.gov/ILINet/>

Apps DSHS Online Home VBA Excel

**CDC**  
CENTERS FOR DISEASE CONTROL AND PREVENTION

## U.S. Outpatient Influenza-like Illness Surveillance Network (ILINet)

Welcome to the U.S. Outpatient Influenza-like Illness Surveillance Network (ILINet). Data posted to this site are updated on a daily basis Sunday through Saturday. To enter or view influenza data, login below with your ID and Password.

Please enter your ID and password.

**Account Information**

ID:

Password:

If you have questions or comments about this internet site or the data displayed, please contact your influenza surveillance coordinator or Lenee Blanton (LBlanton@cdc.gov or 404-639-3747).

**National Center for Immunization and Respiratory Diseases (NCIRD)**  
Centers for Disease Control and Prevention  
Atlanta, GA

# The ILINet Data Entry Page



## U.S. Outpatient Influenza-like Illness Surveillance Network (ILINet)

[Logout](#)

Weekly Data Entry

Download ILINet Data

Download Certificate

Download Enrollment

Geographic Spread

Laboratory Surveillance Data

Other Links

### Weekly Data Entry For ILINet Internet Reporting System

Would you like to report total patient visits by age group?

Entering ProviderID and Week Ending Date will auto retrieve existing record if it exists, otherwise the report will be empty.

Provider ID Code:

Week Ending Date:

Age 0-4:

Age 5-24:

Age 25-49:

Age 50-64:

Age Over 64:

Total Patients Seen for ANY REASON:

Is This a Revision of Data Reported at An Earlier Date? ☐ (checked=yes, uncheck=no)

Submit

Reset

Select the Download  
ILINet Tab

# The ILINet Data Download Page



## U.S. Outpatient Influenza-like Illness Surveillance Network (ILINet)

[Logout](#)

[Weekly Data Entry](#)

[Download ILINet Data](#)

[Download Certificate](#)

[Download Enrollment](#)

[Geographic Spread](#)

[Laboratory Surveillance Data](#)

[Other Links](#)

### All Available Data

Select a season:

Data Set: [View Data Line List](#) OR [Download Data Line List](#)

[Download Data with Patients Visits by Age](#)

Reporting Record: [Download Reporting Record](#)

### All Download Data Are In Excel Format

#### 2016 - 2017 Summary Data

By Jurisdiction: [View State/City ILI Data](#) OR [View State/City ILI Bar Chart](#)

Regional/National Data: [View Regional/National ILI Data and Chart](#)

#### 2016 - 2017 Analysis Data

Clean ILINet Data: [Download ILINet Data](#)

Provider Level Baselines: [Download Provider Level Baselines](#)

[Home](#) | [Contact](#)

National Center for Immunization and Respiratory Diseases (NCIRD)  
Centers for Disease Control and Prevention  
Atlanta, GA

# The ILINet Data Download Page



## U.S. Outpatient Influenza-like Illness Surveillance Network (ILINet)

[Logout](#)

[Weekly Data Entry](#)

[Download ILINet Data](#)

[Download Certificate](#)

[Download Enrollment](#)

[Geographic Spread](#)

[Laboratory Surveillance Data](#)

[Other Links](#)

### All Available Data

Select a season:

201640-201739 (From 10/02/2016-09/30/2017) ▼

Data Set: [View Data Line List](#) OR [Download Data Line List](#)

[Download Data with Patients Visits by Age](#)

Reporting Record: [Download Reporting Record](#)

### All Download Data Are In Excel Format

#### 2016 - 2017 Summary Data

By Jurisdiction: [View State/City ILI Data](#) OR [View State/City ILI Bar Chart](#)

Regional/National Data: [View Regional/National ILI Data and Chart](#)

#### 2016 - 2017 Analysis Data

Clean ILINet Data: [Download ILINet Data](#)

Provider Level Baselines: [Download Provider Level Baselines](#)

Select a season

[Home](#) | [Contact](#)

National Center for Immunization and Respiratory Diseases (NCIRD)  
Centers for Disease Control and Prevention  
Atlanta, GA

# The ILINet Data Download Page



## U.S. Outpatient Influenza-like Illness Surveillance Network (ILINet)

[Logout](#)

[Weekly Data Entry](#)

[Download ILINet Data](#)

[Download Certificate](#)

[Download Enrollment](#)

[Geographic Spread](#)

[Laboratory Surveillance Data](#)

[Other Links](#)

### All Available Data

Select a season:

201640-201739 (From 10/02/2016-09/30/2017) ▾

Data Set: [View Data Line List](#) OR [Download Data Line List](#)

[Download Data with Patients Visits by Age](#)

Reporting Record: [Download Reporting Record](#)

### All Download Data Are In Excel Format

#### 2016 - 2017 Summary Data

By Jurisdiction: [View State/City ILI Data](#) OR [View State/City ILI Bar Chart](#)

Regional/National Data: [View Regional/National ILI Data and Chart](#)

#### 2016 - 2017 Analysis Data

Clean ILINet Data: [Download ILINet Data](#)

Provider Level Baselines: [Download Provider Level Baselines](#)

Press Down Data Line List link

[Home](#) | [Contact](#)

National Center for Immunization and Respiratory Diseases (NCIRD)  
Centers for Disease Control and Prevention  
Atlanta, GA

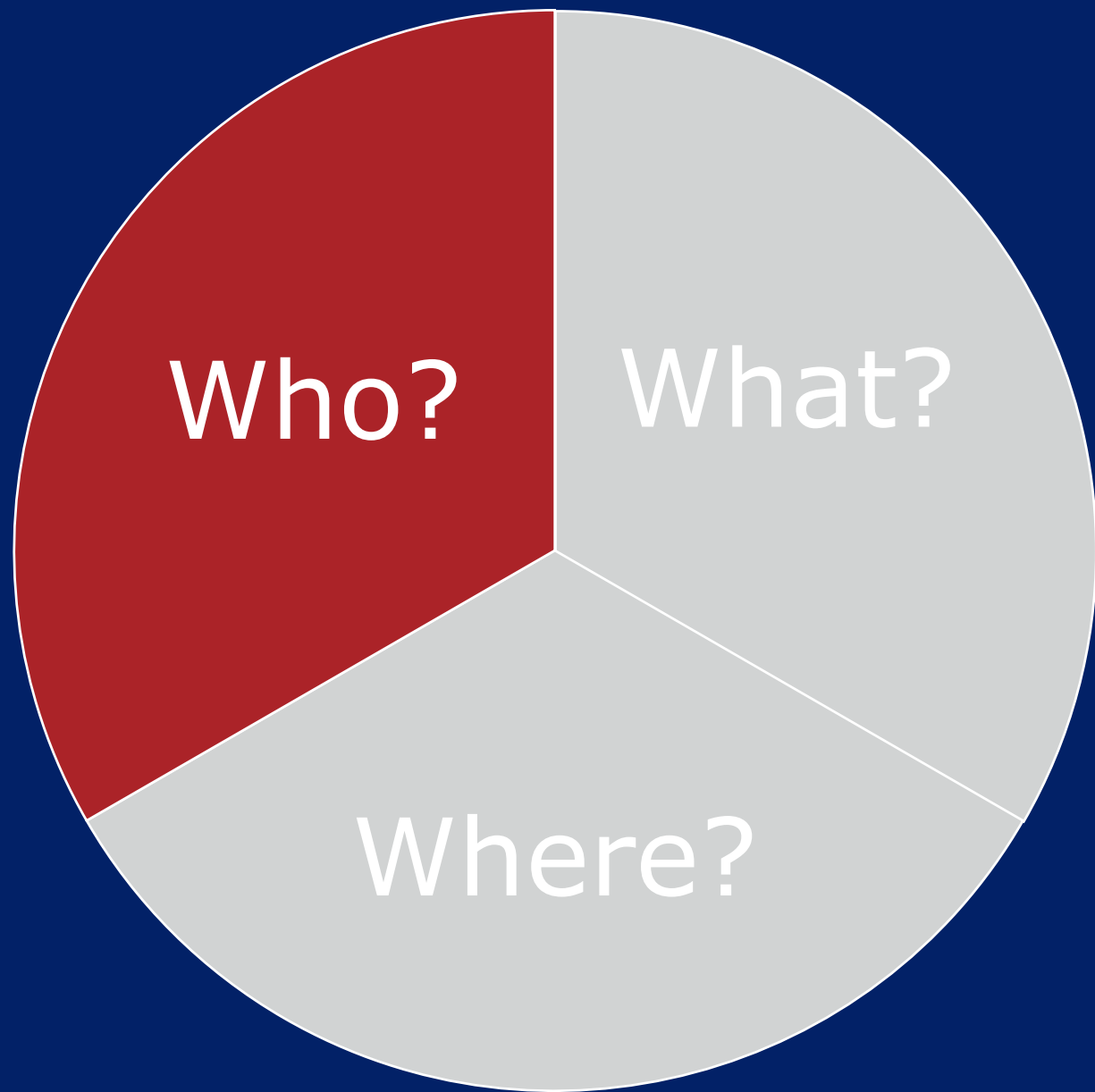


# The ILINet Data Line List opens in Excel

Excel interface showing the ILINet Data Line List data. The ribbon includes File, Home, Insert, Page Layout, Formulas, Data, Review, View, Developer, ACROBAT, and Tell me what you want to do. The ribbon tabs are: Clipboard, Font, Alignment, Number, Styles, Cells, and Editing.

The data is displayed in a table with columns A through P. The first row (A1) is highlighted, showing the formula bar with the text "Phys ID Code".

	A	B	C	D	E	F	G	H	I	J	K	L	M	N	O	P
1	Phys ID Code	County	Date Code	Date Called	Time Called	Source	Revised Report	Age 0-4	Age 5-24	Age 25-49	Age 50-64	Age 65 and older	Total Patients Seen	Total ILI	ILI Percent	
2	48010	Dallas	201640	10/11/2016	18:21:37 PM	Internet Physician - 10/11/2016	NO	0	0	0	0	0	34	0	0.00%	
3	48010	Dallas	201641	10/31/2016	15:19:55 PM	Internet Physician - 10/31/2016	NO	0	0	0	0	0	28	0	0.00%	
4	48010	Dallas	201642	10/31/2016	15:20:05 PM	Internet Physician - 10/31/2016	NO	0	0	0	0	0	0	0	0.00%	
5	48010	Dallas	201643	10/31/2016	15:20:16 PM	Internet Physician - 10/31/2016	NO	0	0	0	0	0	35	0	0.00%	
6	48010	Dallas	201644	11/8/2016	10:07:34 AM	Internet Physician - 11/8/2016	NO	0	0	0	1	0	34	1	2.94%	
7	48010	Dallas	201645	11/15/2016	12:47:43 PM	Internet Physician - 11/15/2016	NO	0	0	0	0	0	35	0	0.00%	
8	48010	Dallas	201646	11/23/2016	18:54:51 PM	Internet Physician - 11/23/2016	NO	0	0	0	0	0	41	0	0.00%	



Who are the  
ILINet Data  
Providers in  
Texas?

Emergency Medicine  
Family Practice  
Infectious Disease  
Internal Medicine  
Pediatrician  
Student Health  
Urgent Care

Other: OB/GYN if  
screen for Flu is a part  
of every patients exam

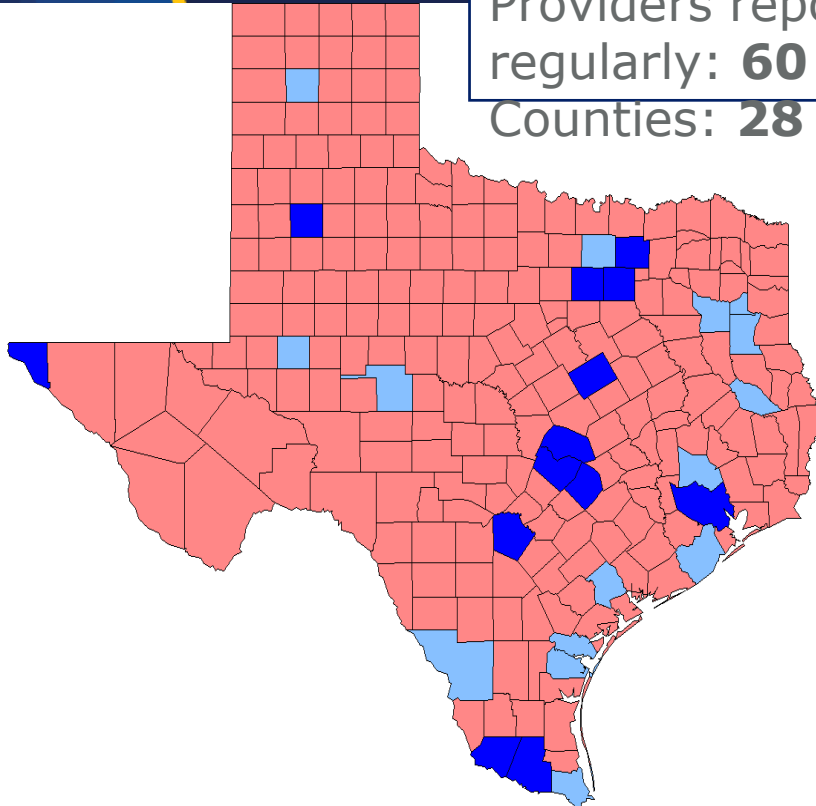
ILINet Data Providers  
are Healthcare  
Professionals in  
Outpatient Clinics  
from these Provider  
Types:



# The status of the ILINet program in Texas

**2012-2013**

Providers enrolled: **91**  
Providers reporting regularly: **60**  
Counties: **28**

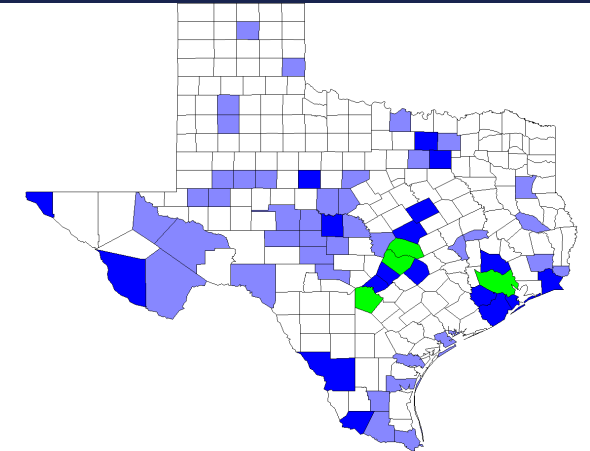


## Key to Maps

- No ILINet Provider
- 1 ILINet provider
- 2 to 9 ILINet Providers
- 10 or more ILINet Providers

**2016-2017**

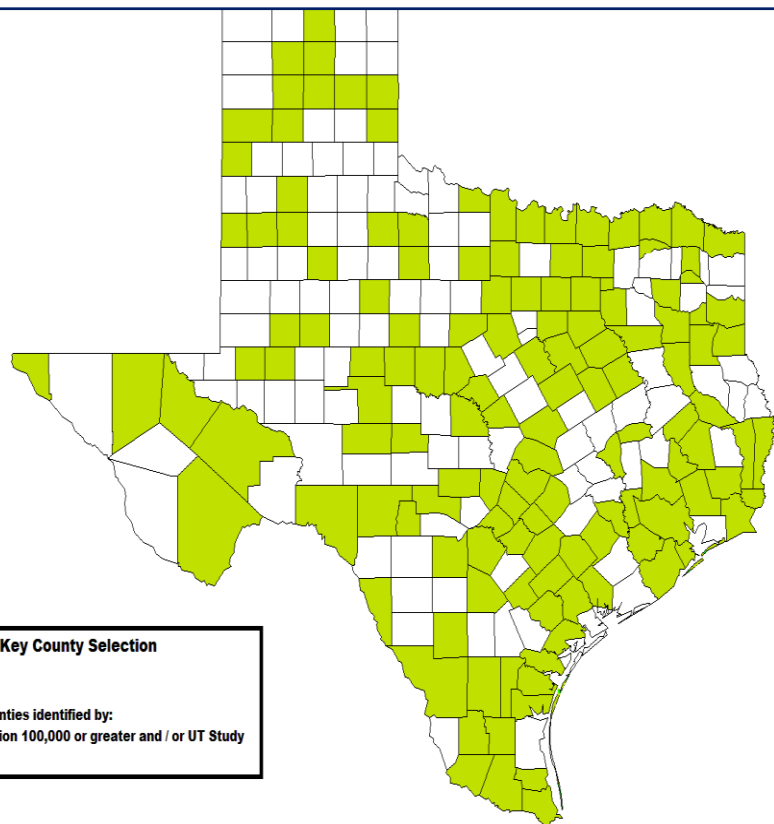
Providers enrolled: **130**  
Providers reporting regularly: **119**  
Counties: **62**



# Recruiting additional ILINet Data Providers

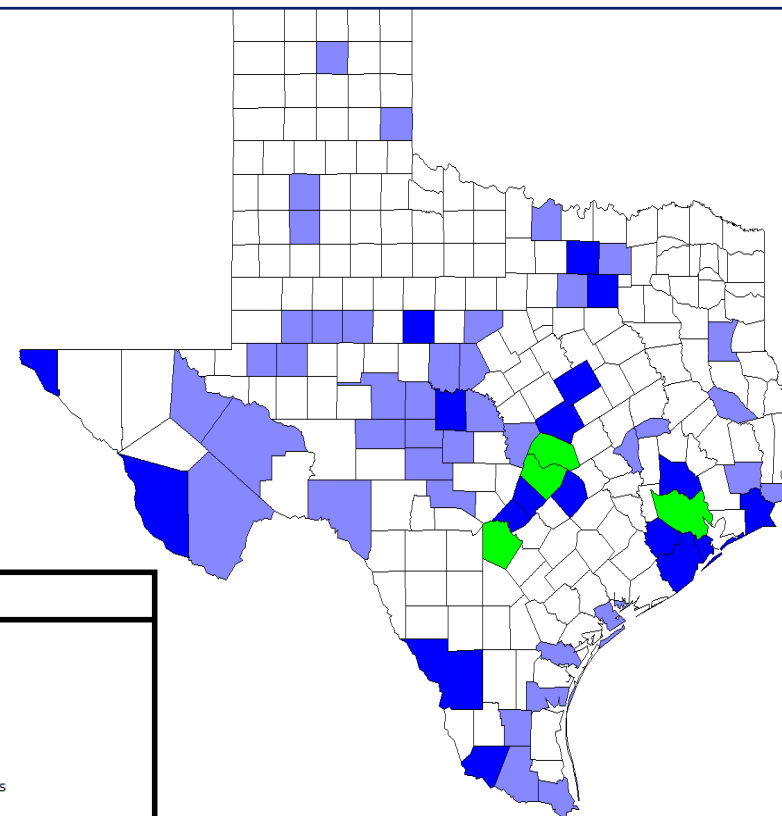
## KEY COUNTIES PLAN

Providers enrolled: **320**  
Providers reporting regularly: **300**  
Counties: **139**



## 2016-2017

Providers enrolled: **130**  
Providers reporting regularly: **119**  
Counties: **62**







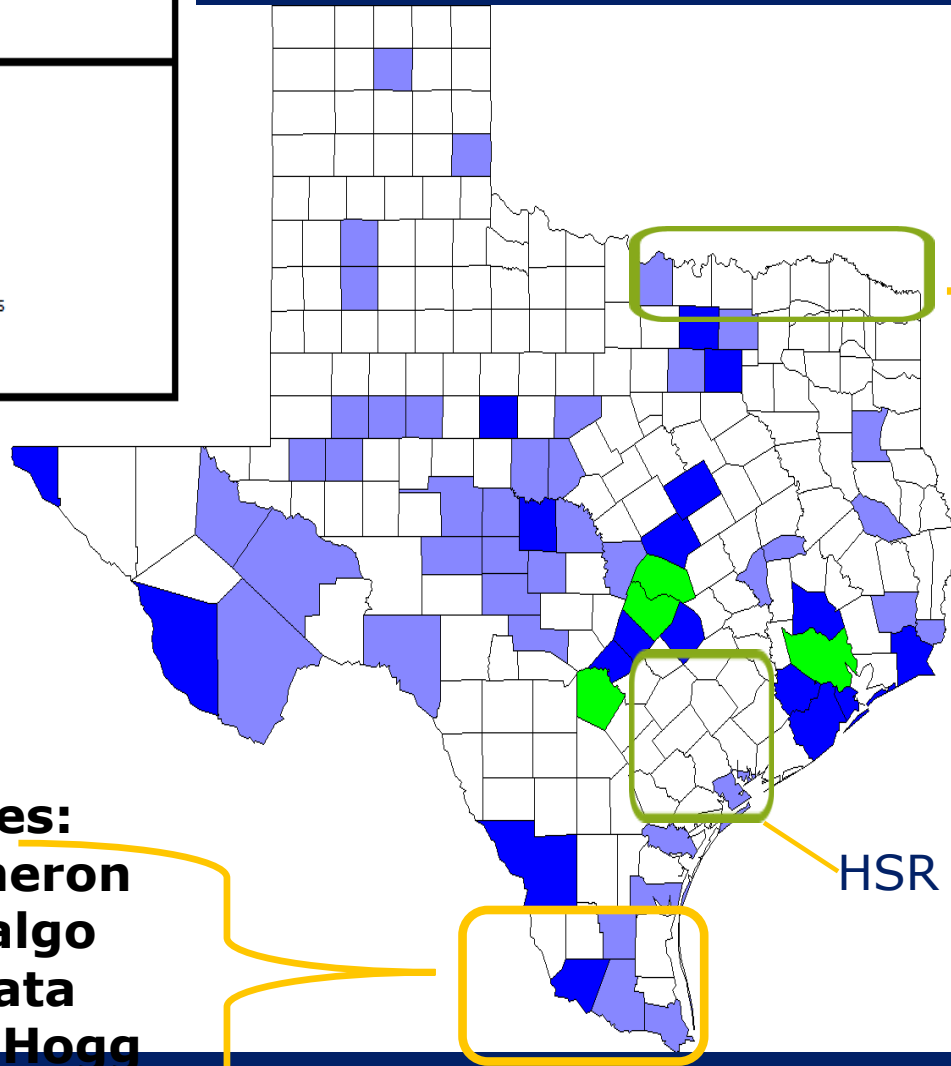
### Key to Maps

- No ILINet Provider
- 1 ILINet provider
- 2 to 9 ILINet Providers
- 10 or more ILINet Providers



#### Key to Maps

-  No ILINet Provider
-  1 ILINet provider
-  2 to 9 ILINet Providers
-  10 or more ILINet Providers



#### Counties:

1. Wichita
2. Clay
3. Cooke
4. Fannin
5. Lamar
6. Red River
7. Bowie

#### Counties:

1. Cameron
2. Hidalgo
3. Zapata
4. Jim Hogg
5. Kenedy
6. Willacy
7. Kenedy


HSR 7 and HSR 8

Where will  
Recruiting of  
additional ILINet  
Providers  
take place in  
2017-2018 ?



An Answer  
to a Question  
that I have  
been asked

An Answer  
to a Question  
that I have  
been asked



Total ILI Count					Total Patients Seen
12					50
ILI in Age Group 0-4	ILI in Age Group 5-24	ILI in Age Group 25-49	ILI in Age Group 50-64	ILI in Age Group 65+	Total Patients Seen
5	0	2	1	4	50



An Answer  
to a Question  
that I have  
been asked



Any  
questions?



**As Always, Thank You Sincerely !**

**your daily effort in disease Prevention and  
Surveillance has made building a better  
ILINet in Texas possible**

---