

Surveillance

En Español



Influenza
(Flu)

ICD-9 487; ICD-10 J10,11

Related Topics: Protecting Yourself During the Cold and Flu Season, Avian Flu, Vaccine Preventable Diseases and SARS

2007 - 2008 Texas Influenza Surveillance Information

Influenza Surveillance Report for MMWR Week 5


The influenza (flu) activity level for Texas for the week ending February 2, 2008 is "widespread." Widespread activity indicates that at least half of the regions in the state are experiencing an increase in influenza-like illness (ILI) and have recent culture-confirmed influenza.

Reports from Health Service Regions

Reports were received from all 11 Health Service Regions (HSRs) for week 5. All regions reported an increase in flu activity from the previous week. For a map of Health Service Regions, please visit the following website:

<http://www.dshs.state.tx.us/regions/state.shtm>

Laboratory Results

During week 5, eleven hospital laboratories across Texas reported conducting a total of 2,130 influenza tests (antigen, culture, and PCR) to the National Respiratory and Enteric Virus Surveillance System (NREVSS ) sponsored by the Centers for Disease Control and Prevention (CDC). Five hundred and twenty-nine antigen detection tests positive for influenza A/not subtyped and ninety-one antigen detection tests positive for influenza B were reported from Bell, Bexar, Dallas, Collin, Harris, Lubbock, Nueces, Webb, and Wilson counties. Ten PCR tests positive for influenza A/not subtyped were reported from patients residing in Bell, McLennan, and Williamson counties. Additional PCR tests positive for influenza A/not subtyped and influenza B were reported from Tarrant County. The Air Force Institute for Operational Health (AFIOH) reported 12 cultures positive for influenza A/not subtyped, 3 cultures positive for influenza A/H3, and 5 cultures positive for influenza B from Texas Air Force bases in week 5. A total of 304 reports of culture-confirmed influenza were received from NREVSS, the Texas Department of State Health Services (DSHS) Laboratory, Scott and White Hospital Laboratory, Texas Children's Hospital Laboratory, University Hospital, AFIOH, and other sources for the following counties:

Influenza A/H1	Influenza A/H3	Influenza A/not subtyped	Influenza B
Travis County (6)	Bexar County (3)	Bell County (25)	Bell County
	Duval County (2)	Bexar County (103)	Bexar County (21)
	Jim Hogg County	Brazos County (19)	Brazos County (3)
	Nueces County	Burleson County (2)	Cherokee County
	Taylor County	Coryell County	Fannin County
	Travis County (5)	Dallas County (2)	Harris County (17)
		Grimes County	Lampasas County
		Harris County (40)	Lee County (2)
		Hill County	Travis County (3)
		Leon County (3)	Wichita County

McLennan County (16)	Williamson County (2)
Milam County (2)	
Montgomery County	
Taylor County	
Travis County (2)	
Wichita County (5)	
Williamson County (8)	

Additional positive results from point-of-care rapid flu tests were reported by providers throughout the state (see Texas map below).

Antigenic Characterization

CDC has reported antigenic characterization results from 33 influenza isolates [7 influenza A/H1, 23 influenza A/H3, and 3 influenza B viruses] received from the DSHS Laboratory since the beginning of the 2007–08 flu season.

Influenza A/H1 [7]

- Seven (100%) of the seven viruses were characterized as A/Solomon Islands/3/2006, the influenza A/H1 component of the 2007–08 influenza vaccine for the Northern Hemisphere.

Influenza A/H3 [23]

- Two (9%) of the 23 viruses were characterized as A/Wisconsin/67/2005–like, the influenza A/H3 component of the 2007–08 influenza vaccine for the Northern Hemisphere.
- Twenty-one (91%) of the 23 viruses were characterized as A/Brisbane/10/2007–like. A/Brisbane/10/2007 is a recent antigenic variant which evolved from A/Wisconsin/67/2005–like.

Influenza B (B/Victoria/02/87 and B/Yamagata/16/88 lineages) [3]

Victoria lineage [0]

- The influenza B component for the 2007–08 influenza vaccine is a B/Malaysia/2506/2004–like virus, belonging to the B/Victoria lineage.

Yamagata lineage [3]

- Three (100%) of the three viruses were identified as belonging to the B/Yamagata lineage of viruses.

These results are very similar to national antigenic characterization results. The national results may be found in the CDC weekly flu report at <http://www.cdc.gov/flu/weekly/>. It is too early in the season to tell how well circulating strains will match the vaccine strains, or which influenza viruses will predominate this season. The DSHS Laboratory sends a representative sample of influenza viruses to the CDC throughout the flu season.

Influenza–Associated Pediatric Mortality

Two influenza–associated pediatric fatalities occurred during MMWR week 5. The first death occurred in a 10–year–old resident of Parker County who had no significant underlying medical conditions. The child had not been vaccinated for the current flu season. The child tested positive for influenza B by rapid flu test. The second death occurred in a 4–month–old resident of Tarrant County who had no significant underlying medical conditions. The child was too young to be vaccinated for influenza. The child tested positive for influenza A/not subtyped by rapid flu test. As of week 5, Texas has reported four influenza–associated pediatric deaths in the 2007–08 influenza season.

School Closures and Institutional Outbreaks

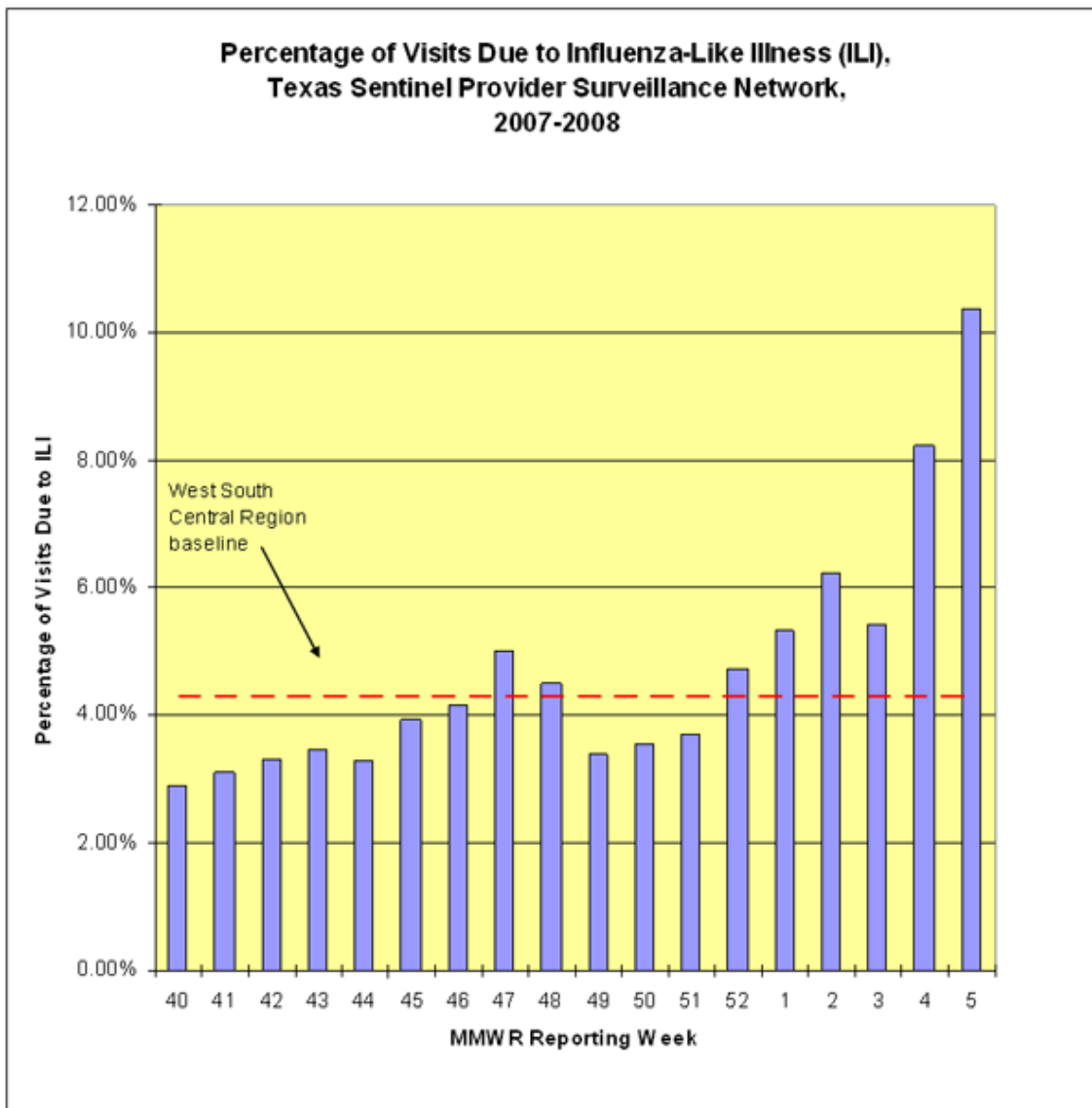
School closures due to increased influenza–like illness were reported in Dallam (one school), Henderson (multiple schools), Smith (one school), and Travis (one school) counties in week 5. One institutional outbreak due to influenza–like illness was reported in a Johnson County elementary school (the school remained open).

Sentinel Provider Surveillance Network

Seventy–six sentinel providers reported data to the U.S. Influenza Sentinel Provider Surveillance System (SPSN) on patients with influenza–like illness (ILI) and total patients seen for any reason during week 5; of those, 69 (91%) providers reported seeing at least one patient with ILI. Of all patient visits during this week, 10.38% were due to ILI. The ILI baseline for the West South Central Region (Arkansas, Louisiana, Oklahoma, and Texas) of the United States is 4.3% for the 2007–2008

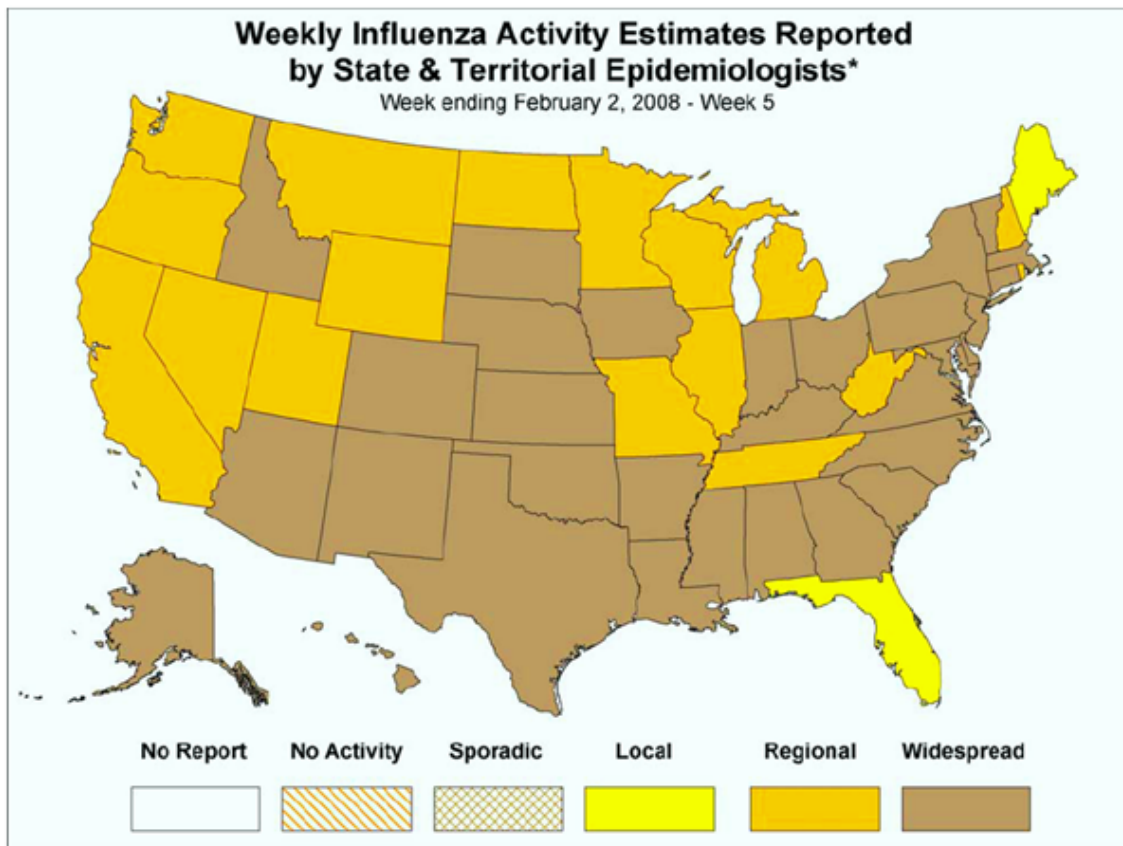
season. The baseline is the mean percentage of patient visits for ILI during non-influenza weeks for the previous three seasons plus two standard deviations.

Percentage of Influenza-Like Illness (ILI) Reported by Sentinel Providers in Texas as of (2/11/2008 11:37:28 AM)								
Week	# Reporting	Age 0-4	Age 5-24	Age 25-64	Age over 64	Total ILI	Total Patients	% ILI
2007-40	84	256	163	151	49	619	21410	2.89
2007-41	88	264	255	207	58	784	25255	3.10
2007-42	86	274	270	261	50	855	25776	3.32
2007-43	85	368	290	208	47	913	26428	3.45
2007-44	95	391	276	206	55	928	28213	3.29
2007-45	87	411	314	243	39	1007	25665	3.92
2007-46	79	442	306	215	65	1028	24713	4.16
2007-47	91	478	317	272	73	1140	22748	5.01
2007-48	84	506	298	299	74	1177	26193	4.49
2007-49	85	233	290	162	16	701	20754	3.38
2007-50	80	256	265	128	16	665	18711	3.55
2007-51	68	169	197	186	26	578	15597	3.71
2007-52	77	176	201	191	22	590	12436	4.74
2008-01	90	217	302	332	29	880	16520	5.33
2008-02	97	366	495	630	117	1608	25763	6.24
2008-03	80	278	505	363	34	1180	21691	5.44
2008-04	83	322	841	643	53	1859	22643	8.21
2008-05	76	525	1041	887	148	2601	25063	10.38



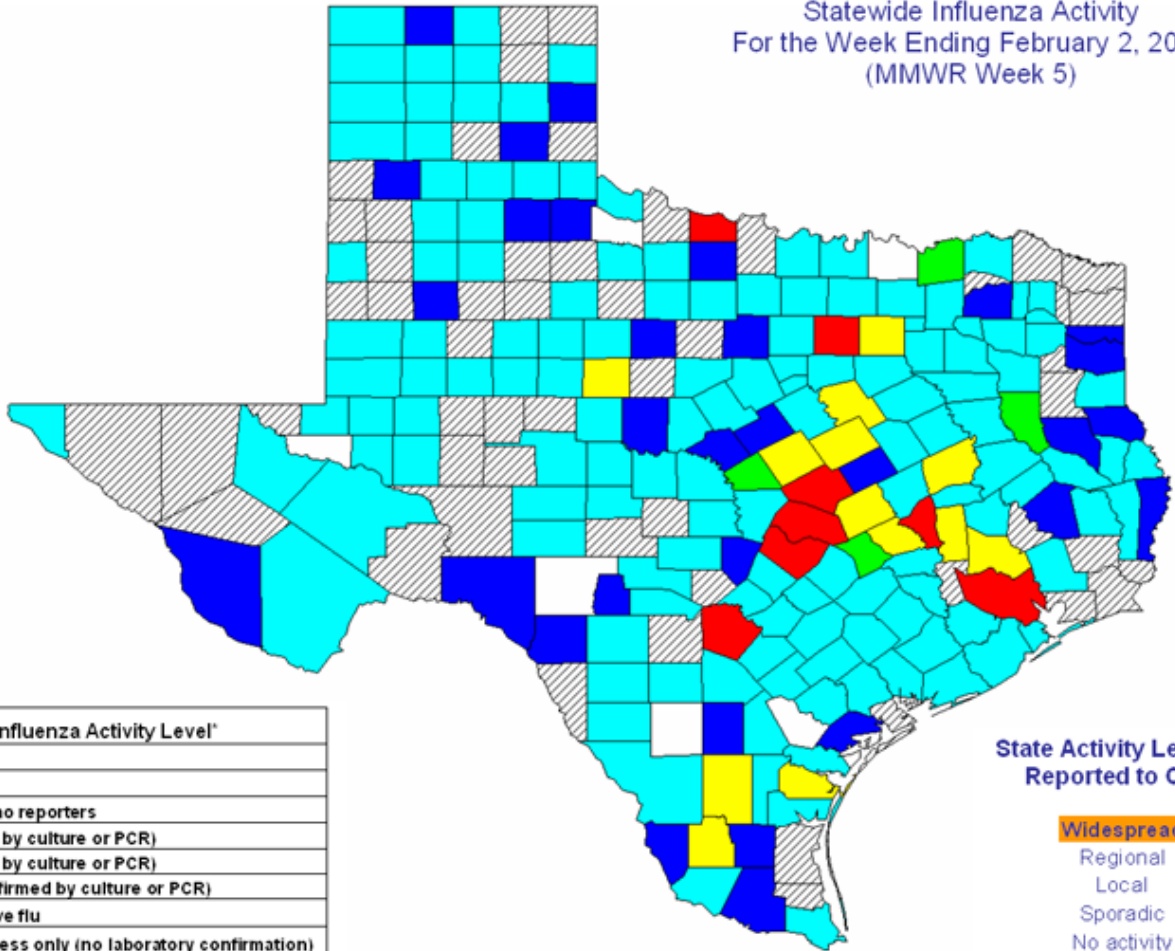
National Influenza Activity Map

The map showing influenza activity in the United States for MMWR week 5 is displayed below. The current U.S. flu weekly report may be found [here](#).



For more information on flu surveillance activities in the State of Texas, please visit our main [surveillance](#) page.

Statewide Influenza Activity
For the Week Ending February 2, 2008
(MMWR Week 5)



*Influenza activity level corresponds to current MMWR week only and does not reflect previous weeks' activity.

Last Updated: Monday, February 11, 2008

Texas Department of State Health Services - Infectious Disease Control Unit
1100 West 49th Street, Suite T801, Mail Code: 1960 PO BOX 149347 - Austin, TX 78714-9347
(512) 458-7676 - Fax: (512) 458-7616 - E-Mail

[Topics A-Z / Site Map](#)