

Surveillance

En Español



Influenza

(Flu)

ICD-9 487; ICD-10 J10,11

Related Topics: Protecting Yourself During the Cold and Flu Season, Avian Flu, Vaccine Preventable Diseases and SARS

2007 - 2008 Texas Influenza Surveillance Information

Influenza Surveillance Report for MMWR Week 6

The influenza (flu) activity level for Texas for the week ending February 9, 2008 is "widespread." Widespread activity indicates that at least half of the regions in the state are experiencing an increase in influenza-like illness (ILI) and have recent culture-confirmed influenza.

Reports from Health Service Regions

Reports were received from all 11 Health Service Regions (HSRs) for week 6. HSRs 1, 2/3, 8, and 9/10 reported an increase in flu activity from the previous week. HSR 7 reported a decrease in flu activity compared to the previous week. For a map of Health Service Regions, please visit the following website:

<http://www.dshs.state.tx.us/regions/state.shtm>

Laboratory Results

During week 6, eight hospital laboratories and public health agencies across Texas reported conducting a total of 2,421 influenza tests (antigen, culture, and PCR) to the National Respiratory and Enteric Virus Surveillance System (NREVSS) sponsored by the Centers for Disease Control and Prevention (CDC). Of the 2,142 antigen detection tests performed, 591 were positive for influenza A/not subtyped and 121 were positive for influenza B. These results were reported from Bell, Bexar, Harris, Lubbock, Tarrant, and Webb counties. Of the 53 PCR tests performed, 3 were positive for influenza A/H3, 9 were positive influenza A/not subtyped, and 11 were positive for influenza B. These were reported from patients residing in Bell, Coryell, McLennan, Tarrant, Travis, and Williamson counties. Additional PCR tests positive for influenza A/not subtyped and influenza B were reported from Tarrant County. A total of 306 reports of culture-confirmed influenza were received from NREVSS, the Texas Department of State Health Services (DSHS) Laboratory, Scott and White Hospital Laboratory, Texas Children's Hospital Laboratory, University Hospital, and other sources for the following counties:

Influenza A/H1	Influenza A/H3	Influenza A/not subtyped	Influenza B
Dallas County (5)	Angelina County (2)	Bell County (47)	Angelina County
Starr County	Bandera County	Bexar County (44)	Bell County (19)
	Dallas County (7)	Brazos County (28)	Bexar County (20)
	Harris County (2)	Burleson County	Brazos County
	Jim Wells County (4)	Coryell County	Dallas County (2)
	San Patricio County	Dallas County (8)	El Paso County (2)
	Starr County (2)	Falls County (3)	Galveston County
	Travis County (4)	Grimes County (2)	Harris County (12)
		Harris County (13)	McLennan County (6)
		Leon County	Milam County

Llano County	San Patricio County
McLennan County (30)	Travis County
Milam County (2)	Washington County
Montgomery County	Wichita County (4)
Navarro County	Williamson County
Washington County	
Wichita County (20)	

Additional positive results from point-of-care rapid flu tests were reported by providers throughout the state (see Texas map below).

Antigenic Characterization

CDC has reported antigenic characterization results from 34 influenza isolates [7 influenza A/H1, 24 influenza A/H3, and 3 influenza B viruses] received from the DSHS Laboratory since the beginning of the 2007–08 flu season.

Influenza A/H1 [7]

- Seven (100%) of the seven viruses were characterized as A/Solomon Islands/3/2006, the influenza A/H1 component of the 2007–08 influenza vaccine for the Northern Hemisphere.

Influenza A/H3 [24]

- Two (8%) of the 24 viruses were characterized as A/Wisconsin/67/2005–like, the influenza A/H3 component of the 2007–08 influenza vaccine for the Northern Hemisphere.
- Twenty-one (88%) of the 24 viruses were characterized as A/Brisbane/10/2007–like. A/Brisbane/10/2007 is a recent antigenic variant which evolved from A/Wisconsin/67/2005–like.
- One (4%) of the 24 viruses showed somewhat reduced titers with antisera produced against A/Wisconsin/67/2005 and A/Brisbane/10/2007.

Influenza B (B/Victoria/02/87 and B/Yamagata/16/88 lineages) [3]

Victoria lineage [0]

- The influenza B component for the 2007–08 influenza vaccine is a B/Malaysia/2506/2004–like virus, belonging to the B/Victoria lineage.

Yamagata lineage [3]

- Three (100%) of the three viruses were identified as belonging to the B/Yamagata lineage of viruses.

These results are very similar to national antigenic characterization results. The national results may be found in the CDC weekly flu report at <http://www.cdc.gov/flu/weekly/>. It is too early in the season to tell how well circulating strains will match the vaccine strains, or which influenza viruses will predominate this season. The DSHS Laboratory sends a representative sample of influenza viruses to the CDC throughout the flu season.

Influenza–Associated Pediatric Mortality

One influenza–associated pediatric fatality occurred during MMWR week 6. The death occurred in a 14–year–old resident of Ellis County. The child had no significant underlying medical conditions prior to illness onset; however, a sputum specimen obtained during the illness was positive for methicillin resistant *Staphylococcus aureus* (MRSA). The child was not vaccinated for influenza for the current season. A direct fluorescent antibody test was positive for influenza A/not subtyped. As of week 6, Texas has reported five influenza–associated pediatric deaths in the 2007–08 influenza season.

School Closures and Institutional Outbreaks

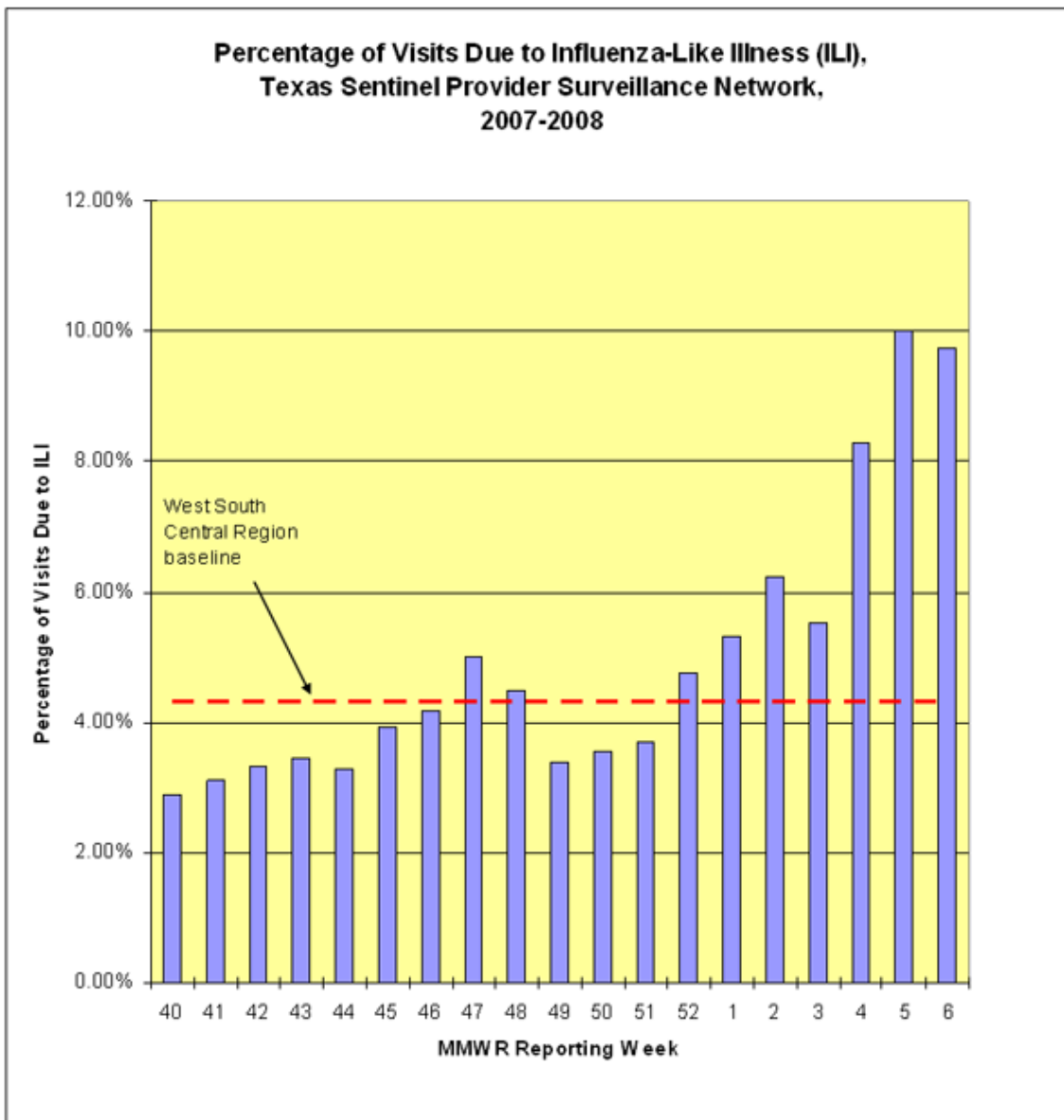
School closures due to increased influenza–like illness were reported in Comanche (four schools), Hale (one school), and Wood (one school) counties in week 6. Institutional outbreaks due to influenza–like illness were reported in two Collin County schools (the schools remained open).

Sentinel Provider Surveillance Network

Seventy–five sentinel providers reported data to the U.S. Influenza Sentinel Provider Surveillance System (SPSN) on patients with influenza–like illness (ILI) and total patients seen for any reason during week 6; of those, 70 (93%) providers reported seeing at least one patient with ILI. Of all patient visits during this week, 9.74% were due to ILI. The ILI baseline for the

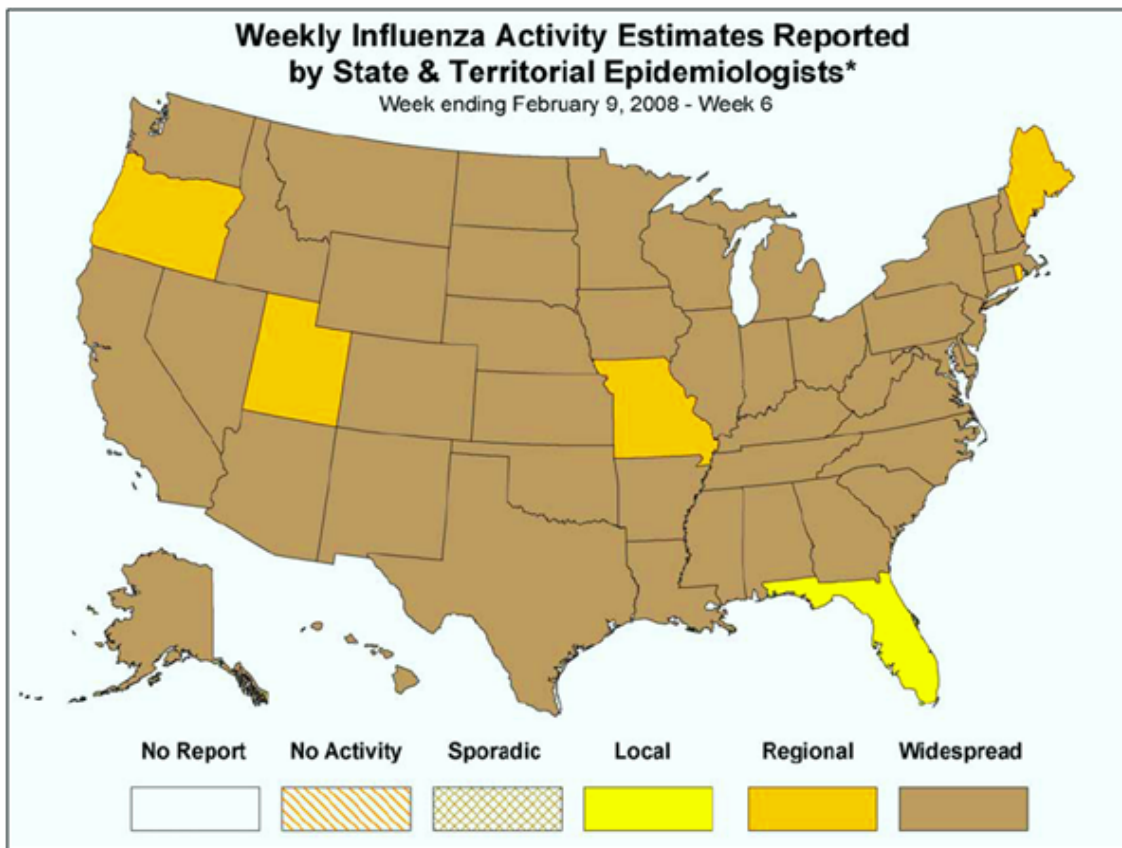
West South Central Region (Arkansas, Louisiana, Oklahoma, and Texas) of the United States is 4.3% for the 2007–2008 season. The baseline is the mean percentage of patient visits for ILI during non-influenza weeks for the previous three seasons plus two standard deviations.

Percentage of Influenza–Like Illness (ILI) Reported by Sentinel Providers in Texas as of (2/11/2008 11:37:28 AM)								
Week	# Reporting	Age 0-4	Age 5-24	Age 25-64	Age over 64	Total ILI	Total Patients	% ILI
2007-40	84	256	163	151	49	619	21410	2.89
2007-41	88	264	255	207	58	784	25255	3.10
2007-42	86	274	270	261	50	855	25776	3.32
2007-43	85	368	290	208	47	913	26428	3.45
2007-44	95	391	276	206	55	928	28213	3.29
2007-45	87	411	314	243	39	1007	25665	3.92
2007-46	79	442	306	215	65	1028	24713	4.16
2007-47	91	478	317	272	73	1140	22748	5.01
2007-48	84	506	298	299	74	1177	26193	4.49
2007-49	84	233	290	162	16	700	20713	3.38
2007-50	80	256	265	128	16	665	18711	3.55
2007-51	68	169	197	186	26	578	15597	3.71
2007-52	77	176	201	191	22	590	12436	4.74
2008-01	90	217	302	332	29	880	16520	5.33
2008-02	97	366	495	630	117	1608	25763	6.24
2008-03	81	283	514	370	36	1203	21832	5.51
2008-04	85	330	859	650	54	1893	22850	8.28
2008-05	91	585	1166	922	154	2827	28272	10.00
2008-06	75	493	1046	873	107	2519	25865	9.74



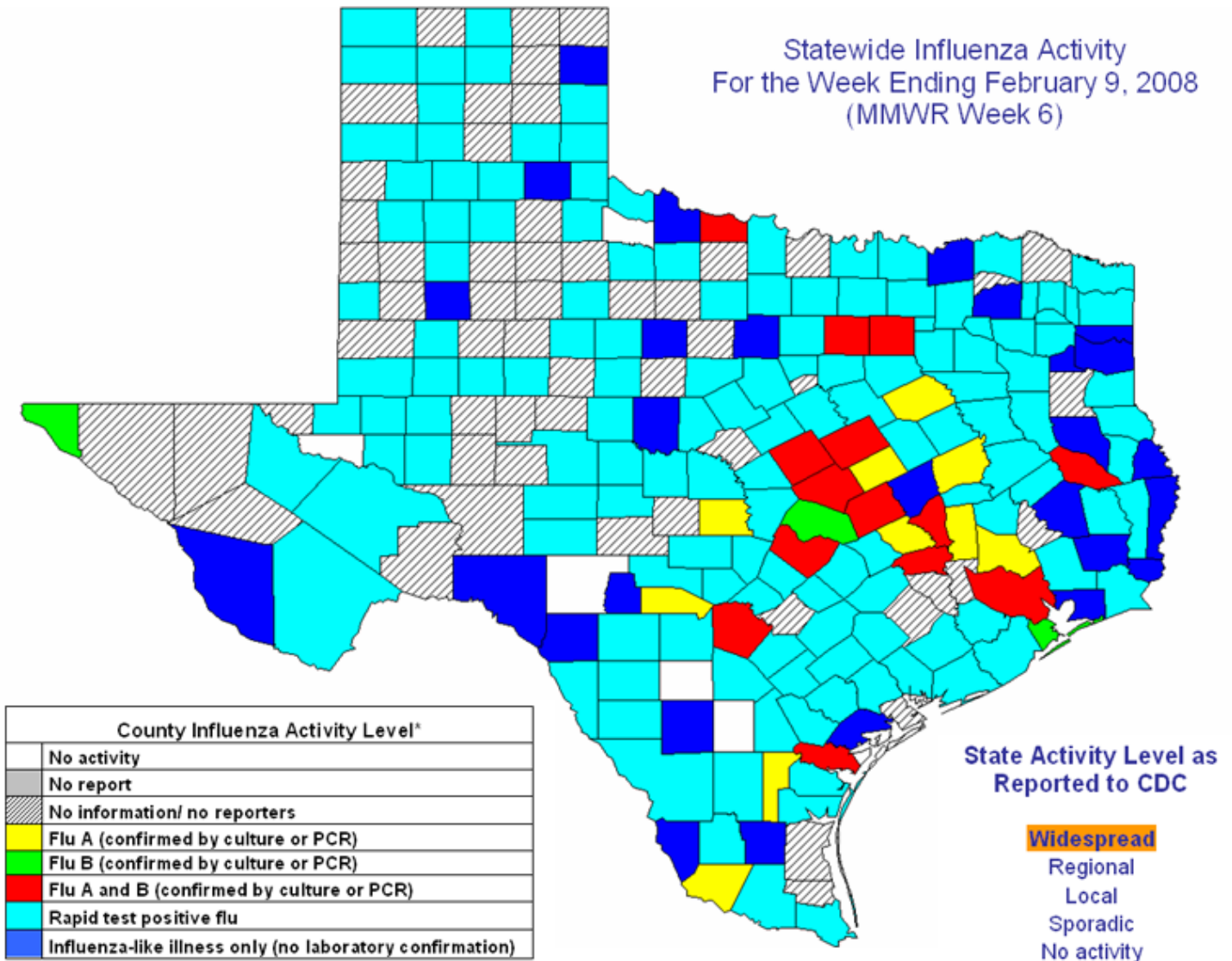
National Influenza Activity Map

The map showing influenza activity in the United States for MMWR week 6 is displayed below. The current U.S. flu weekly report may be found [here](#).



For more information on flu surveillance activities in the State of Texas, please visit our main [surveillance](#) page.

Statewide Influenza Activity
For the Week Ending February 9, 2008
(MMWR Week 6)



*Influenza activity level corresponds to current MMWR week only and does not reflect previous weeks' activity.

Last Updated: Tuesday, February 19, 2008

Texas Department of State Health Services - Infectious Disease Control Unit
1100 West 49th Street, Suite T801, Mail Code: 1960 PO BOX 149347 - Austin, TX 78714-9347
(512) 458-7676 - Fax: (512) 458-7616 - E-Mail

[Topics A-Z / Site Map](#)