

Surveillance

[En Español](#)


Influenza

(Flu)

ICD-9 487; ICD-10 J10,11

 Related Topics: [Protecting Yourself During the Cold and Flu Season](#), [Avian Flu](#), [Vaccine Preventable Diseases](#) and [SARS](#)

2007 - 2008 Texas Influenza Surveillance Information

Influenza Surveillance Report for MMWR Week 8

The influenza (flu) activity level for Texas for the week ending February 23, 2008 is "widespread." Widespread activity indicates that at least half of the regions in the state are experiencing an increase in influenza-like illness (ILI) and have recent culture-confirmed influenza.

Reports from Health Service Regions

Reports were received from all 11 Health Service Regions (HSRs) for week 8. HSR 2/3 reported an increase in flu activity compared to week 7. HSRs 4/5N, 6/5S, and 9/10 reported the same level of flu activity as the previous week. HSRs 1, 7, 8, and 11 reported a decrease in flu activity compared to the previous week. Flu activity in Texas remains widespread overall, but activity continues to decrease slightly in some regions. For a map of Health Service Regions, please visit the following website:

<http://www.dshs.state.tx.us/regions/state.shtm>

Laboratory Results

During week 8, seven hospital laboratories and public health agencies across Texas reported conducting a total of 911 influenza tests (antigen, culture, and PCR) to the National Respiratory and Enteric Virus Surveillance System (NREVSS) sponsored by the Centers for Disease Control and Prevention (CDC). Of the 832 antigen detection tests performed, 108 were positive for influenza A/not subtyped and 94 were positive for influenza B. These results were reported from Bell, Bexar, Dallas, Harris, Nueces, and Webb counties. Of the 47 PCR tests performed, 5 were positive for influenza A/H3, 11 were positive influenza A/not subtyped, and 8 were positive for influenza B. These results were reported from Bell, Brazos, Hill, Tarrant, Travis, and Williamson counties. A total of 128 reports of culture-confirmed influenza were received from the Texas Department of State Health Services (DSHS) Laboratory, Scott and White Hospital Laboratory, Texas Children's Hospital Laboratory, and other sources for the following counties:

Influenza A/H1	Influenza A/H3	Influenza A/not subtyped	Influenza B
	Duval County	Bell County (16)	Bell County (14)
	Jim Wells County	Bexar County (5)	Bexar County (20)
	Starr County (2)	Brazos County (5)	Dallas County (2)
	Travis County (2)	Coryell County	Falls County
		Dallas County (6)	Harris County (8)
		Hill County	Jim Wells County
		McLennan County (13)	McLennan County (2)
		Montgomery County	Medina County
		Wichita County (16)	Tarrant County (2)

Williamson County

Travis County (4)

Wichita County (2)

Additional positive results from point-of-care rapid flu tests were reported by providers throughout the state (see Texas map below).

Antigenic Characterization

CDC has reported antigenic characterization results from 34 influenza isolates [7 influenza A/H1, 24 influenza A/H3, and 3 influenza B viruses] received from the DSHS Laboratory since the beginning of the 2007–08 flu season.

Influenza A/H1 [7]

- Seven (100%) of the seven viruses were characterized as A/Solomon Islands/3/2006, the influenza A/H1 component of the 2007–08 influenza vaccine for the Northern Hemisphere.

Influenza A/H3 [24]

- Two (8%) of the 24 viruses were characterized as A/Wisconsin/67/2005–like, the influenza A/H3 component of the 2007–08 influenza vaccine for the Northern Hemisphere.
- Twenty–one (88%) of the 24 viruses were characterized as A/Brisbane/10/2007–like. A/Brisbane/10/2007 is a recent antigenic variant which evolved from A/Wisconsin/67/2005–like.
- One (4%) of the 24 viruses showed somewhat reduced titers with antisera produced against A/Wisconsin/67/2005 and A/Brisbane/10/2007.

Influenza B (B/Victoria/02/87 and B/Yamagata/16/88 lineages) [3]

Victoria lineage [0]

- The influenza B component for the 2007–08 influenza vaccine is a B/Malaysia/2506/2004–like virus, belonging to the B/Victoria lineage.

Yamagata lineage [3]

- Three (100%) of the three viruses were identified as belonging to the B/Yamagata lineage of viruses.

These results are very similar to national antigenic characterization results. The national results may be found in the CDC weekly flu report at <http://www.cdc.gov/flu/weekly/>. The DSHS Laboratory sends a representative sample of influenza viruses to the CDC throughout the flu season.

It is not too late to get a flu vaccine for the current season. Although this season's flu vaccine strains do not appear to be optimally matched to circulating strains, the flu vaccine may reduce the severity and duration of illness and the risk of serious complications and death due to influenza.

Influenza–Associated Pediatric Mortality

No influenza–associated pediatric fatalities occurred during MMWR week 8. As of week 8, Texas has reported five influenza–associated pediatric deaths in the 2007–08 influenza season.

School Closures and Institutional Outbreaks

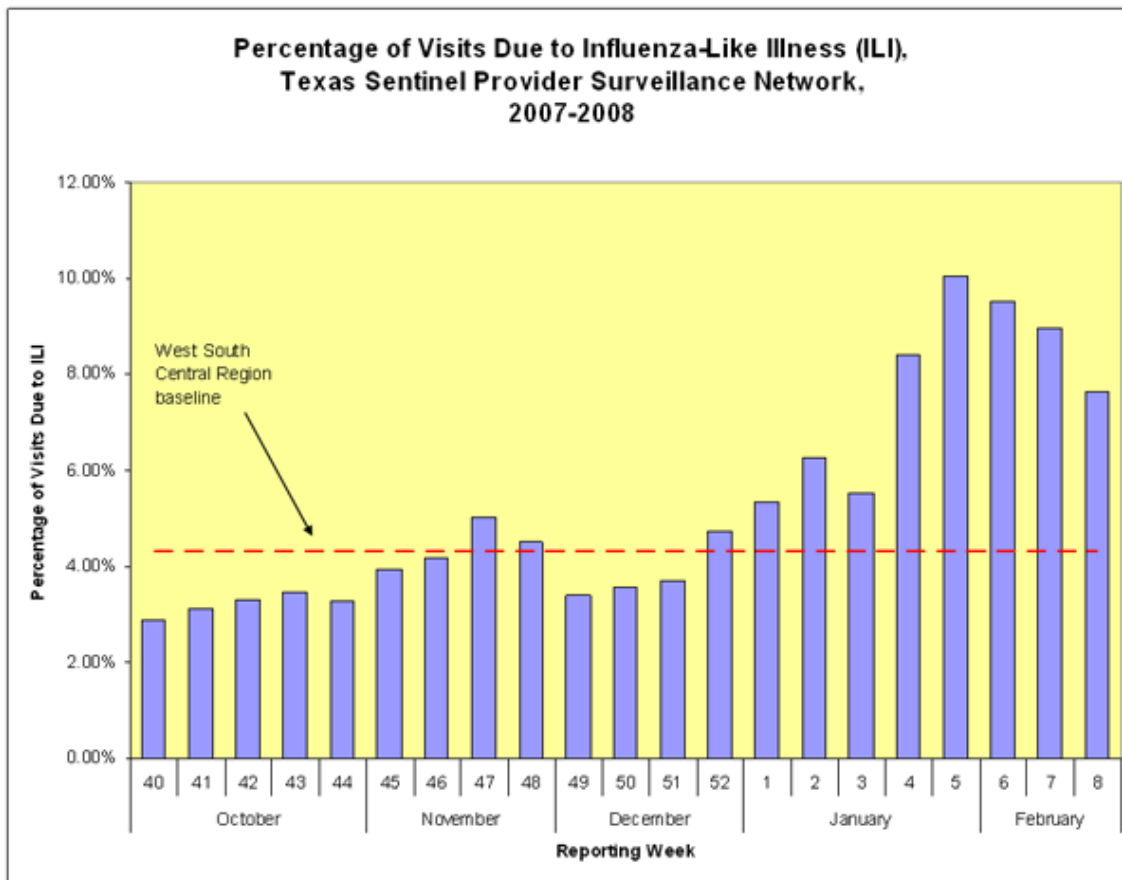
One school district closed in Van Zandt County due to increased influenza–like illness in week 8. No institutional outbreaks were reported.

Sentinel Provider Surveillance Network

Seventy–five sentinel providers reported data to the U.S. Influenza Sentinel Provider Surveillance System (SPSN) on patients with influenza–like illness (ILI) and total patients seen for any reason during week 8; of those, 66 (88%) providers reported seeing at least one patient with ILI. Of all patient visits during this week, 7.64% were due to ILI. The ILI baseline for the West South Central Region (Arkansas, Louisiana, Oklahoma, and Texas) of the United States is 4.3% for the 2007–2008 season. The baseline is the mean percentage of patient visits for ILI during non–influenza weeks for the previous three seasons plus two standard deviations.

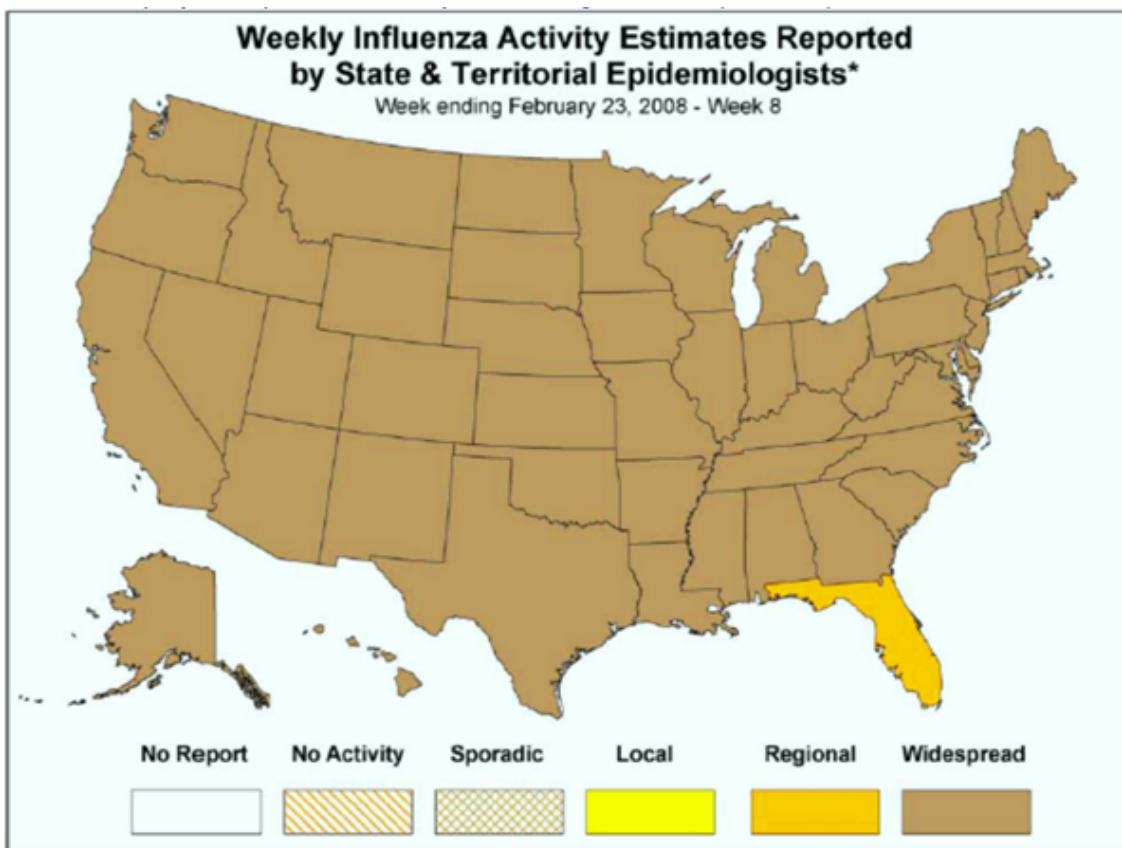
Percentage of Influenza–Like Illness (ILI) Reported by Sentinel Providers in Texas as of (3/1/2008 8:58:06 PM)

Week	# Reporting	Age 0-4	Age 5-24	Age 25-64	Age over 64	Total ILI	Total Patients	% ILI
2007-40	84	256	163	151	49	619	21410	2.89
2007-41	88	264	255	207	58	784	25255	3.10
2007-42	86	274	270	261	50	855	25776	3.32
2007-43	85	368	290	208	47	913	26428	3.45
2007-44	95	391	276	206	55	928	28213	3.29
2007-45	87	411	314	243	39	1007	25665	3.92
2007-46	79	442	306	215	65	1028	24713	4.16
2007-47	91	478	317	272	73	1140	22748	5.01
2007-48	84	506	298	299	74	1177	26193	4.49
2007-49	84	233	290	162	16	700	20713	3.38
2007-50	80	256	265	128	16	665	18711	3.55
2007-51	68	169	197	186	26	578	15597	3.71
2007-52	77	176	201	191	22	590	12436	4.74
2008-01	90	217	302	332	29	880	16520	5.33
2008-02	97	373	500	630	117	1620	25891	6.26
2008-03	81	289	518	370	36	1213	21940	5.53
2008-04	87	369	886	650	54	1959	23306	8.41
2008-05	96	601	1208	954	158	2921	29106	10.04
2008-06	92	557	1122	948	112	2739	28738	9.53
2008-07	89	523	955	767	118	2363	26402	8.95
2008-08	75	353	682	635	77	1747	22864	7.64



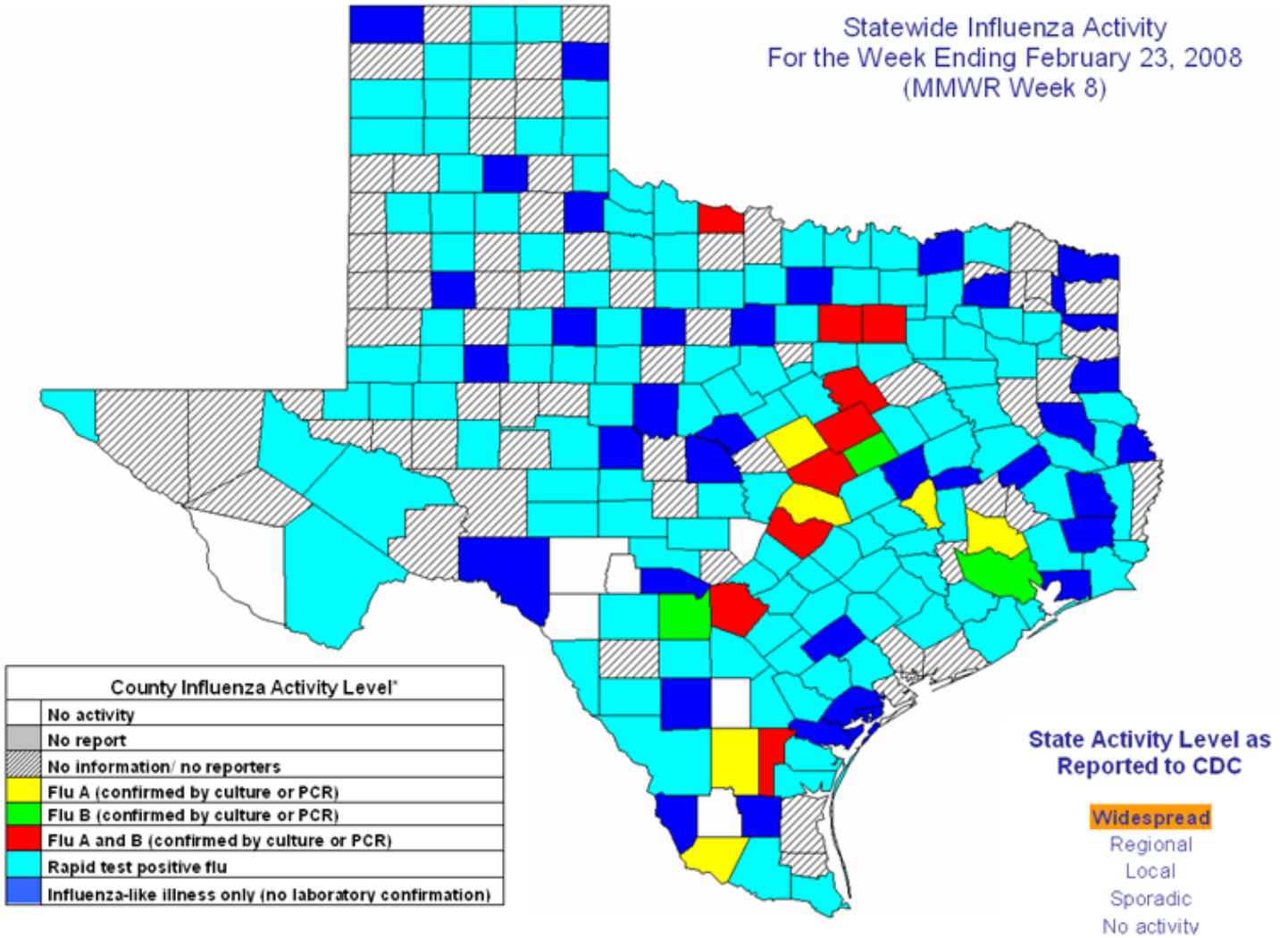
National Influenza Activity Map

The map showing influenza activity in the United States for MMWR week 8 is displayed below. The current U.S. flu weekly report may be found [here](#).



For more information on flu surveillance activities in the State of Texas, please visit our main [surveillance page](#).

Statewide Influenza Activity
For the Week Ending February 23, 2008
(MMWR Week 8)



*Influenza activity level corresponds to current MMWR week only and does not reflect previous weeks' activity.

Last Updated: Monday, March 03, 2008

Texas Department of State Health Services - Infectious Disease Control Unit
1100 West 49th Street, Suite T801, Mail Code: 1960 PO BOX 149347 - Austin, TX 78714-9347
(512) 458-7676 - Fax: (512) 458-7616 - E-Mail

[Topics A-Z / Site Map](#)