

## Surveillance

[En Español](#)


Influenza

(Flu)

ICD-9 487; ICD-10 J10,11

Related Topics: [Protecting Yourself During the Cold and Flu Season](#), [Avian Flu](#), [Vaccine Preventable Diseases](#) and [SARS](#)

### 2007 - 2008 Texas Influenza Surveillance Information

#### Influenza Surveillance Report for MMWR Week 20

The influenza (flu) activity level for Texas for the week ending May 17, 2008 was "sporadic." Sporadic activity indicates that isolated reports of laboratory-confirmed influenza along with influenza-like illness (ILI) have been reported. During week 20, four (5.4%) specimens tested by NREVSS laboratories in Texas were positive for influenza. The percentage of visits due to influenza-like illness (ILI) as reported by SPSN providers in Texas was below the regional baseline. Flu activity in Texas in week 20 continued to decrease in all regions. Week 20 is the last week of the influenza reporting season.

#### Reports from Health Service Regions

Reports were received from all Health Service Regions (HSRs) for week 20. All HSRs reported a decrease in overall flu activity compared to week 19. For a map of Health Service Regions, please visit the following website:

<http://www.dshs.state.tx.us/regions/state.shtm>

#### Laboratory Results

During week 20, eight hospital laboratories and public health agencies across Texas reported conducting a total of 74 influenza tests (antigen, culture, and PCR) to the National Respiratory and Enteric Virus Surveillance System (NREVSS) sponsored by the Centers for Disease Control and Prevention (CDC). Of the 73 antigen detection tests performed, three were positive for influenza B. These positive results were reported from Bexar and Webb counties. University Medical Center in Lubbock reported one culture positive for influenza B. Influenza A/H3 was isolated from a specimen submitted from Tarrant County. Additional positive results from point-of-care rapid flu tests were reported by providers throughout the state (see Texas map).

#### Antigenic Characterization

CDC has reported antigenic characterization results from 42 influenza isolates [8 influenza A/H1, 27 influenza A/H3, and 7 influenza B viruses] received from the DSHS Laboratory since the beginning of the 2007-08 flu season.

##### Influenza A/H1 [8]

- Eight (100%) of the eight viruses were characterized as A/Solomon Islands/3/2006, the influenza A/H1 component of the 2007-08 influenza vaccine for the Northern Hemisphere.

##### Influenza A/H3 [27]

- Three (11%) of the 27 viruses were characterized as A/Wisconsin/67/2005-like, the influenza A/H3 component of the 2007-08 influenza vaccine for the Northern Hemisphere.
- Twenty-three (85%) of the 27 viruses were characterized as A/Brisbane/10/2007-like. A/Brisbane/10/2007 is a recent antigenic variant which evolved from A/Wisconsin/67/2005-like.
- One (4%) of the 27 viruses showed somewhat reduced titers with antisera produced against A/Wisconsin/67/2005 and A/Brisbane/10/2007.

## Influenza B (B/Victoria/02/87 and B/Yamagata/16/88 lineages) [7]

## Victoria lineage [0]

- The influenza B component for the 2007–08 influenza vaccine is a B/Malaysia/2506/2004–like virus, belonging to the B/Victoria lineage.

## Yamagata lineage [7]

- Six (86%) of the four viruses were identified as belonging to the B/Yamagata lineage of viruses.
- One (14%) of the seven viruses showed a somewhat reduced titer with antiserum produced against B/Florida/04/2006.

These results are very similar to national antigenic characterization results. The national results may be found in the CDC weekly flu report at <http://www.cdc.gov/flu/weekly/>. The DSHS Laboratory sends a representative sample of influenza viruses to the CDC throughout the flu season.

## Influenza–Associated Pediatric Mortality

One influenza–associated pediatric fatality was reported in week 20. The 1–month–old child was a resident of HSR 11 who was too young to be vaccinated for the current influenza season. The child had significant underlying medical conditions. The death occurred during MMWR week 15. The child was positive for influenza A/not subtyped by rapid antigen test. A second influenza–associated pediatric fatality was reported in week 22. The child, a 5–month–old resident of HSR 3, was too young to be vaccinated for the current influenza season. The death occurred during MMWR week 16. The child had significant underlying medical conditions. Influenza A/not subtyped was detected by direct fluorescent antibody test. Texas has reported nine influenza–associated pediatric deaths in the 2007–08 influenza season.

## School Closures and Institutional Outbreaks

No school closures or institutional outbreaks were reported during week 20.

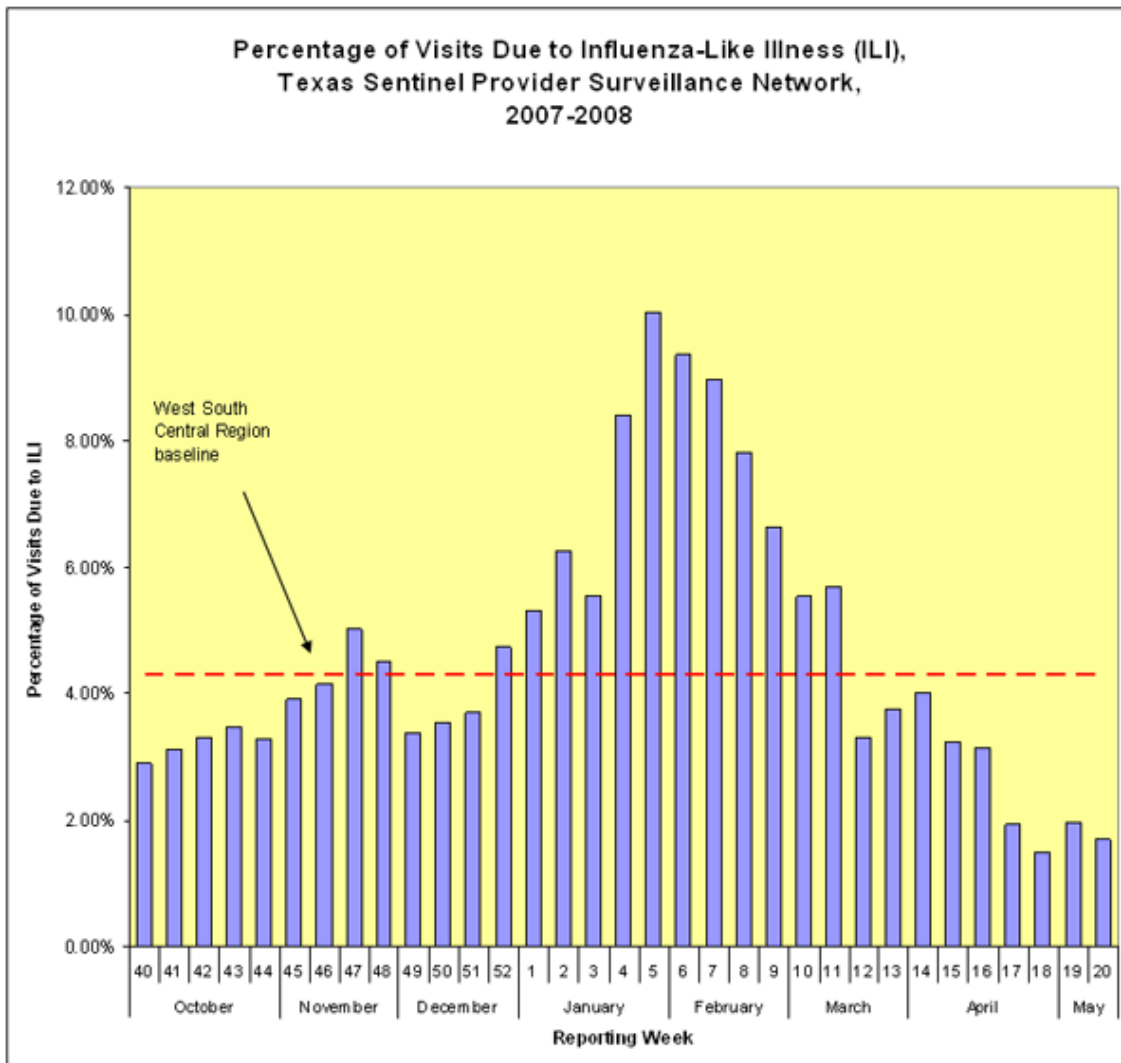
## Sentinel Provider Surveillance Network

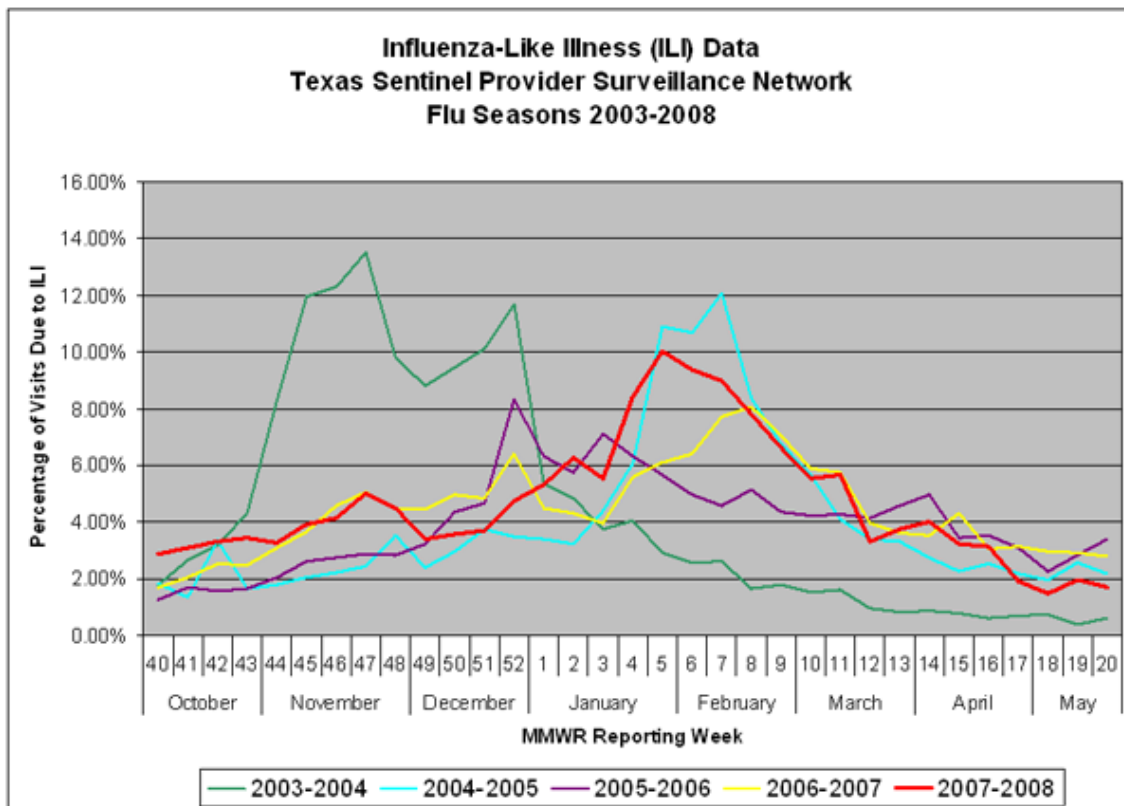
Seventy–one sentinel providers in Texas reported data to the U.S. Influenza Sentinel Provider Surveillance System (SPSN) on patients with influenza–like illness (ILI) and total patients seen for any reason during week 20; of the 70 providers who reported seeing patients, 20 (29%) providers saw at least one patient with ILI. Of all patient visits during this week, 1.70% were due to ILI. The ILI baseline for the West South Central Region (Arkansas, Louisiana, Oklahoma, and Texas) of the United States is 4.3% for the 2007–2008 season. The baseline is the mean percentage of patient visits for ILI during non-influenza weeks for the previous three seasons plus two standard deviations.

Percentage of Influenza–Like Illness (ILI) Reported by Sentinel Providers in Texas as of (6/2/2008 5:55:20 PM)								
Week	# Reporting	Age 0-4	Age 5-24	Age 25-64	Age over 64	Total ILI	Total Patients	% ILI
2007-40	84	256	163	151	49	619	21410	2.89
2007-41	88	264	255	207	58	784	25255	3.10
2007-42	86	274	270	261	50	855	25776	3.32
2007-43	85	368	290	208	47	913	26428	3.45
2007-44	95	391	276	206	55	928	28213	3.29
2007-45	87	411	314	243	39	1007	25665	3.92
2007-46	79	442	306	215	65	1028	24713	4.16

2007-47	91	478	317	272	73	1140	22748	5.01
2007-48	84	506	298	299	74	1177	26193	4.49
2007-49	84	232	290	162	16	700	20713	3.38
2007-50	80	256	265	128	16	665	18711	3.55
2007-51	68	169	197	186	26	578	15597	3.71
2007-52	77	176	201	191	22	590	12436	4.74
2008-01	90	217	302	332	29	880	16520	5.33
2008-02	97	373	500	630	117	1620	25891	6.26
2008-03	81	289	518	370	36	1213	21940	5.53
2008-04	87	369	886	650	54	1959	23306	8.41
2008-05	96	601	1208	954	158	2921	29106	10.04
2008-06	96	557	1128	951	112	2748	28337	9.37
2008-07	100	529	1037	808	124	2498	27849	8.97
2008-08	99	423	789	769	92	2073	26573	7.80
2008-09	91	421	576	690	83	1770	26637	6.64
2008-10	91	344	466	494	80	1384	24965	5.54
2008-11	82	259	366	385	39	1049	18473	5.68
2008-12	82	157	169	113	26	465	14055	3.31
2008-13	88	186	244	292	24	746	19842	3.76
2008-14	93	307	266	325	78	976	24292	4.02
2008-15	89	263	226	257	90	836	25988	3.22
2008-16	93	232	253	290	54	829	26356	3.15
2008-17	79	88	121	134	13	356	18568	1.92
2008-18	81	75	91	92	1	259	17261	1.50

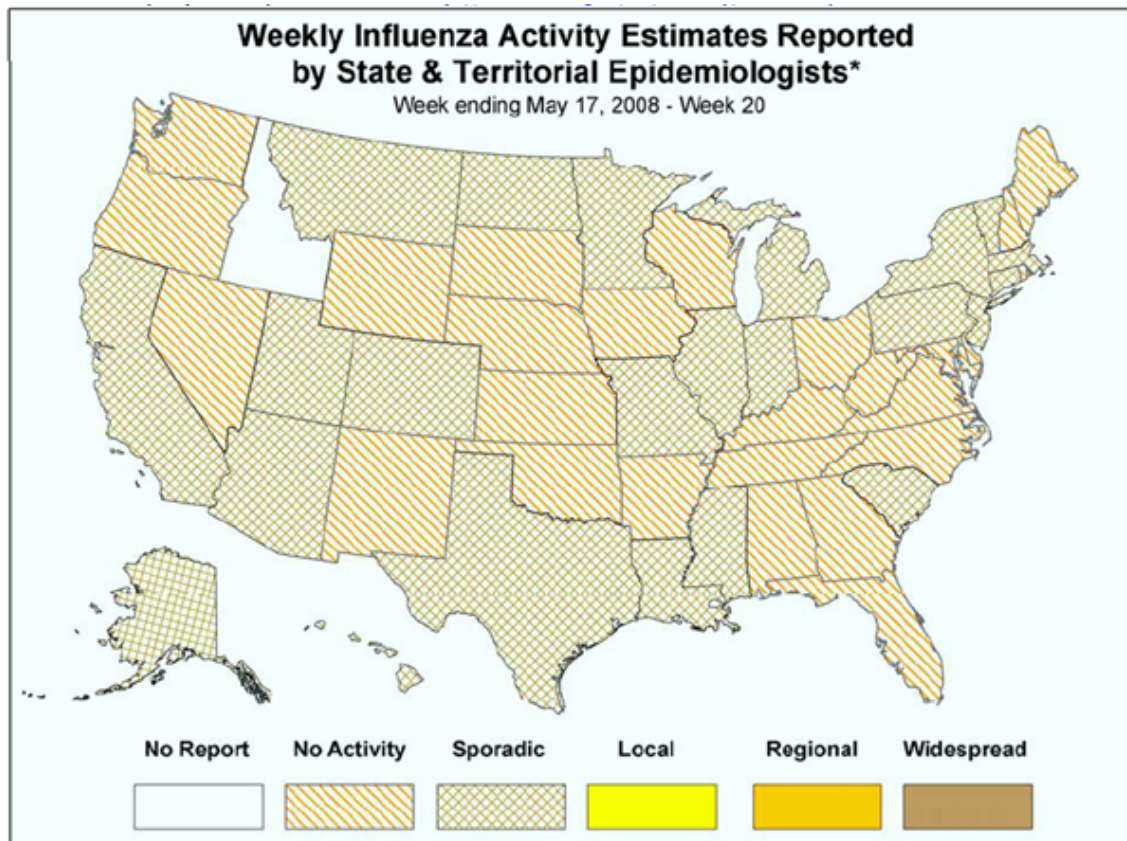
2008-19	79	86	129	128	13	356	18176	1.96
2008-20	71	70	76	118	8	272	16035	1.70





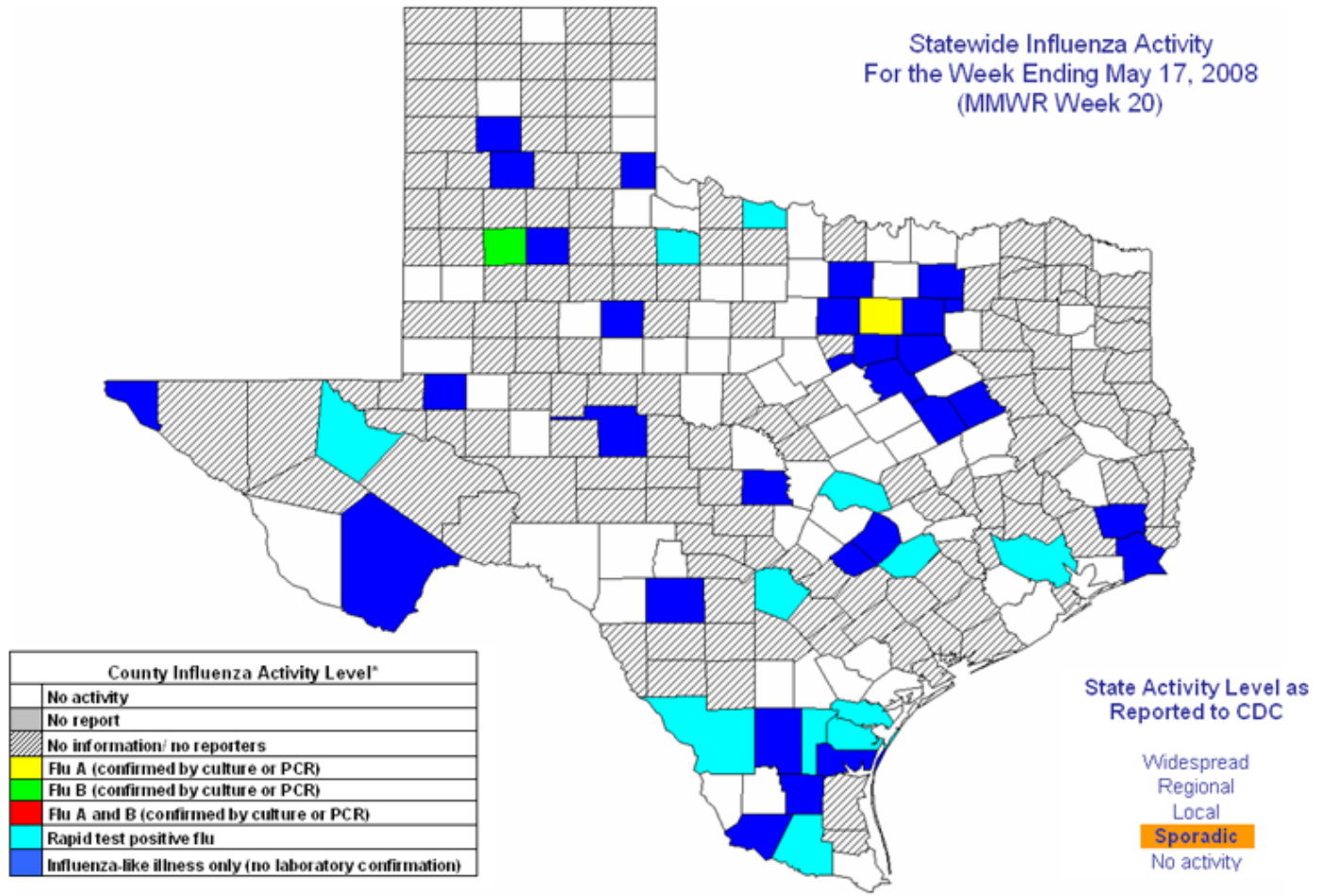
### National Influenza Activity Map

The map showing influenza activity in the United States for MMWR week 20 is displayed below. Please note that the flu activity level for Texas on this map has not been updated to reflect the amended report of "sporadic" activity for week 20. The current U.S. flu weekly report may be found at: [here](#).



For more information on flu surveillance activities in the State of Texas, please visit our main [surveillance](#) page.

Statewide Influenza Activity  
For the Week Ending May 17, 2008  
(MMWR Week 20)



\*Influenza activity level corresponds to current MMWR week only and does not reflect previous weeks' activity.

Last Updated: Monday, June 09, 2008

Texas Department of State Health Services - Infectious Disease Control Unit  
1100 West 49th Street, Suite T801, Mail Code: 1960 PO BOX 149347 - Austin, TX 78714-9347  
(512) 458-7676 - Fax: (512) 458-7616 - E-Mail

[Topics A-Z / Site Map](#)