

## Surveillance

[En Español](#)


Influenza

(Flu)

ICD-9 487; ICD-10 J10,11

Related Topics: [Protecting Yourself During the Cold and Flu Season](#), [Avian Flu](#), [Vaccine Preventable Diseases](#) and [SARS](#)

### 2008 - 2009 Texas Influenza Surveillance Information

#### Influenza Surveillance Report for MMWR Week 23

The influenza (flu) activity level for Texas for the week ending June 13, 2009 was "local." During week 23, 28 (8.7%) specimens tested by NREVSS laboratories in Texas were positive for influenza. The percentage of visits for influenza-like illness as reported by ILINet providers in Texas was below the regional baseline.

#### Reports from Health Service Regions

Reports were received from all Health Service Regions (HSRs) for week 23. HSRs 2/3 and 4/5N reported an increased level of flu activity compared to week 22. HSRs 6/5S, 8, and 9/10 reported the same level of flu activity compared to week 22. All other HSRs reported a decreased level of flu activity compared to week 22. For a map of Health Service Regions, please visit the following website:

<http://www.dshs.state.tx.us/regions/state.shtm>

#### Laboratory Results

During week 23, eight hospital laboratories and public health agencies across Texas reported conducting a total of 323 influenza tests (antigen, culture, and PCR) to the National Respiratory and Enteric Virus Surveillance System (NREVSS) sponsored by the Centers for Disease Control and Prevention (CDC). Of the 290 antigen detection tests that were performed, 25 were positive for influenza A/not subtyped and one was positive for influenza B. The positive results were reported from Bexar, Collin, Dallas, Harris, Lubbock, Nueces, and Tarrant counties.

A total of 53 reports of PCR- or culture-confirmed seasonal influenza were received from public health laboratories, Texas Children's Hospital in Houston, and NREVSS for the following counties during week 23 (June 7-June 13):

Influenza A/H1 (seasonal) (none)	Influenza A/H3 (none)	Influenza A/not subtyped	Influenza B (none)
		Dallas County (2)	
		Dimmit County (2)	
		Gillespie County	
		Harris County (45)	
		Kendall County	
		Victoria County	
		Webb County	

Positive point-of-care rapid tests for influenza were reported by providers throughout the state (see county map below).

#### Novel Influenza A Virus Infections

Case investigations are ongoing, and the number of confirmed cases changes frequently. Please see the DSHS website (<http://www.dshs.state.tx.us/swineflu/default.shtm>) and the CDC website (<http://www.cdc.gov/h1n1flu/>) for more information on the current investigation.

#### Antigenic Characterization

CDC has reported antigenic characterization results from 51 influenza isolates [20 influenza A/H1, 8 influenza A/H3, and 23 influenza B viruses] received from the DSHS Laboratory since the beginning of the 2008-09 flu season.

Influenza A/H1 [20]

- All 20 viruses were characterized as A/Brisbane/59/2007, the influenza A/H1 component of the 2008-09 influenza vaccine for the Northern Hemisphere.

Influenza A/H3 [8]

- All 8 viruses were characterized as A/Brisbane/10/2007, the influenza A/H3 component of the 2008-09 influenza vaccine for the Northern Hemisphere.

Influenza B (B/Victoria/02/87 and B/Yamagata/16/88 lineages) [23]

Victoria lineage [16]

- Sixteen of the influenza B viruses were characterized as belonging to the B/Victoria lineage.

Yamagata lineage [7]

- Seven viruses were characterized as B/Florida/4/2006, the influenza B component for the 2008-09 influenza vaccine for the Northern Hemisphere.

#### Antiviral Resistance

Since September 28, 2008, 22 seasonal influenza A/H1 isolates, 7 influenza A/H3 isolates, and 22 influenza B isolates from the DSHS laboratory have been tested by CDC for antiviral resistance.

	Isolates Tested (n)	Resistant Viruses, Number (%)		Isolates Tested (n)	Resistant Viruses, Number (%)
		Oseltamivir	Zanamivir		Adamantanes
Influenza A/H1	22	22 (100%)	0 (0)	22	0 (0)
Influenza A/H3	7	0 (0)	0 (0)	7	7 (100%)

Influenza B	22	0 (0)	0 (0)	N/A*	N/A*
-------------	----	-------	-------	------	------

\*Adamantanes are not effective against influenza B viruses.

CDC has issued interim recommendations for use of antiviral medications in the 2008-09 influenza season. Those recommendations are available at: <http://www.cdc.gov/flu/professionals/antivirals/index.htm>.

**Influenza-Associated Pediatric Mortality**

No influenza-associated pediatric fatalities were reported during week 23. Texas has reported thirteen influenza-associated pediatric fatalities during the 2008-09 influenza season.

**School Closures and Institutional Outbreaks**

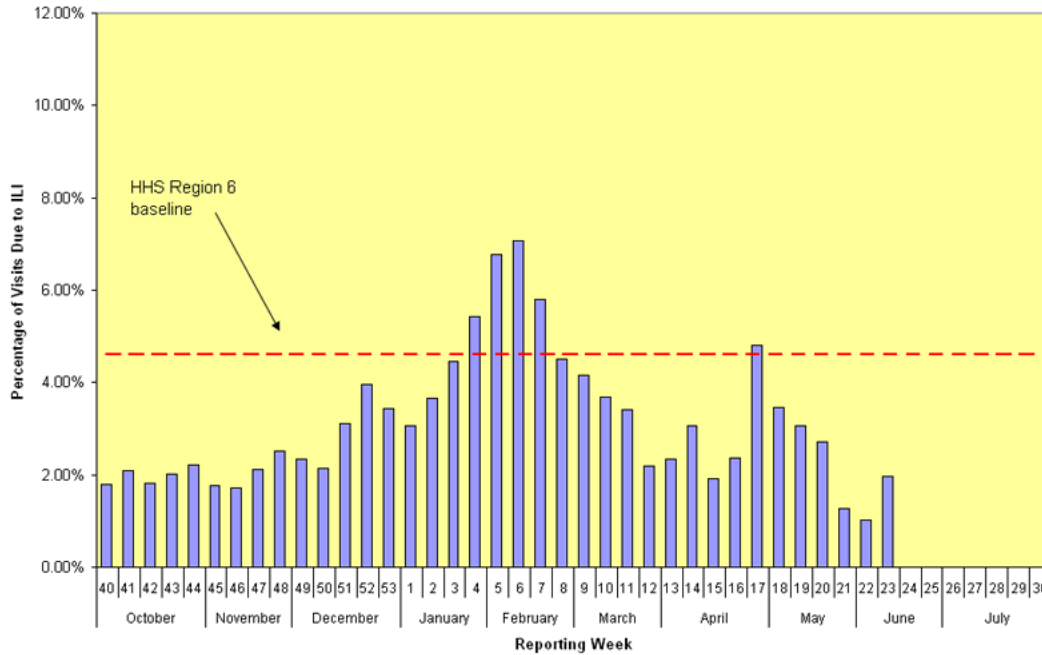
No school closures or institutional outbreaks were reported for week 23. HSR 4/5N reported two camps with ILI and at least one confirmed case of novel influenza A H1N1 in each camp during week 23. CDC has issued interim guidance for cases of novel influenza A H1N1 in summer camps. This guidance is available at <http://www.cdc.gov/h1n1flu/camp.htm>.

**U.S. Outpatient Influenza-like Illness Surveillance Network**

Forty-one providers in Texas reported data to the U.S. Outpatient Influenza-like Illness Surveillance Network (ILINet) (formerly known as the U.S. Influenza Sentinel Provider Surveillance System) on patients with influenza-like illness (ILI) and total patients seen for any reason during week 23. Of the 40 providers who reported seeing patients during week 23, 17 (43%) providers saw at least one patient with ILI. Of all patient visits during this week, 1.97% were due to ILI. The ILI baseline for HHS Region 6 (Arkansas, Louisiana, New Mexico, Oklahoma, and Texas) of the United States is 4.6% for the 2008-2009 season. The baseline is the mean percentage of patient visits for ILI during non-influenza weeks for the previous three seasons plus two standard deviations.

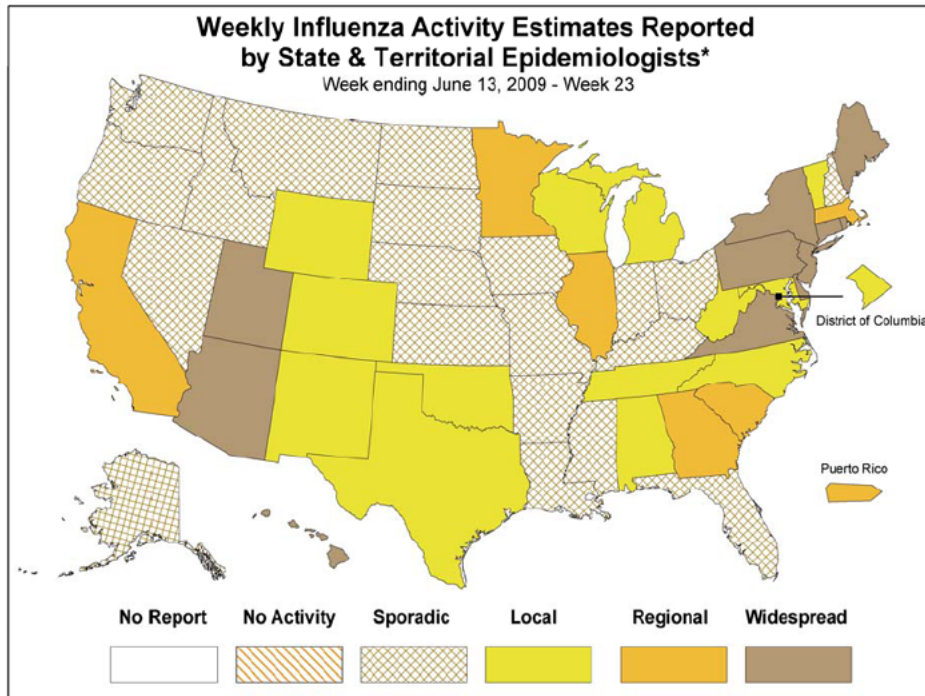
Percentage of Visits for Influenza-Like Illness Reported by the US Outpatient Influenza-Like Illness Surveillance Network (ILINet) in Texas as of 6/19/2009 12:23:01 PM								
Week	# Reporting	Age 0-4	Age 5-24	Age 25-64	Age over 64	Total ILI	Total Patients	% ILI
2008-40	78	84	133	127	22	366	20333	1.80
2008-41	78	114	163	124	19	420	20105	2.09
2008-42	79	107	156	90	7	360	19746	1.82
2008-43	80	120	152	106	20	398	19857	2.00
2008-44	82	136	199	104	26	465	20972	2.22
2008-45	79	110	111	122	27	370	20959	1.77
2008-46	74	110	107	103	23	343	19890	1.72
2008-47	76	137	143	122	19	421	19907	2.11
2008-48	80	132	132	125	37	426	17012	2.50
2008-49	78	143	159	153	24	479	20446	2.34
2008-50	76	133	146	108	28	415	19450	2.13
2008-51	70	172	177	175	24	548	17663	3.10
2008-52	77	194	153	154	34	535	13509	3.96
2008-53	78	176	141	165	46	528	15329	3.44
2009-01	79	162	182	188	38	570	18646	3.06
2009-02	78	178	287	235	41	741	20222	3.66
2009-03	79	174	468	341	43	1026	23058	4.45
2009-04	79	260	679	333	47	1319	24350	5.42
2009-05	74	282	884	467	40	1673	24734	6.76
2009-06	80	301	965	392	59	1717	24320	7.06
2009-07	80	320	816	316	57	1509	26024	5.80
2009-08	74	221	552	283	57	1113	24664	4.51
2009-09	77	194	423	245	71	933	22428	4.16
2009-10	80	221	325	212	77	835	22635	3.69
2009-11	77	167	269	178	58	672	19656	3.42
2009-12	72	109	150	179	18	456	20910	2.18
2009-13	73	114	143	163	16	436	18660	2.34
2009-14	80	158	197	234	51	640	20843	3.07
2009-15	77	92	136	156	23	407	21124	1.93
2009-16	85	131	197	163	28	519	21938	2.37
2009-17	77	260	570	348	44	1222	25406	4.81
2009-18	72	200	361	185	31	777	22503	3.45
2009-19	65	125	253	183	24	585	19066	3.07
2009-20	63	122	255	134	7	518	19150	2.70
2009-21	64	115	238	115	31	499	39616	1.26
2009-22	58	105	182	92	23	402	39494	1.02
2009-23	41	49	70	13	5	137	6957	1.97

**Percentage of Visits Due to Influenza-Like Illness (ILI),  
Texas Providers in the U.S. Outpatient Influenza-like Illness Surveillance Network,  
2008–2009**



**National Influenza Activity Map**

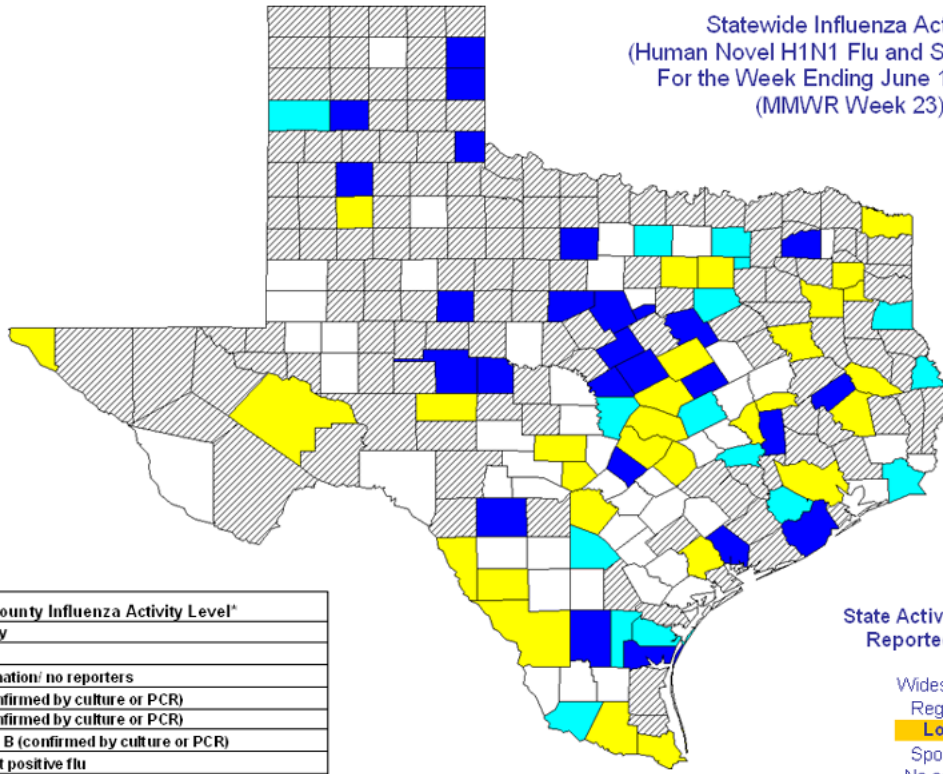
The current U.S. flu weekly report may be found at <http://www.cdc.gov/flu/weekly/fluactivity.htm>.



\*This map indicates geographic spread and does not measure the severity of influenza activity.

For more information on flu surveillance activities in the State of Texas, please visit our main [surveillance](#) page.

Statewide Influenza Activity\*  
 (Human Novel H1N1 Flu and Seasonal Flu)  
 For the Week Ending June 13, 2009\*\*  
 (MMWR Week 23)



County Influenza Activity Level*	
White	No activity
Grey	No report
Hatched	No information/ no reporters
Yellow	Flu A (confirmed by culture or PCR)
Green	Flu B (confirmed by culture or PCR)
Red	Flu A and B (confirmed by culture or PCR)
Cyan	Rapid test positive flu
Blue	Influenza-like illness only (no laboratory confirmation)

State Activity Level as Reported to CDC

- Widespread
- Regional
- Local
- Sporadic
- No activity

\*Influenza activity level corresponds to current MMWR week only and does not reflect previous weeks' activity.  
 \*\*Positives are reported according to specimen collection date or date received in the lab, if the former is unknown

Last Updated: Friday, June 19, 2009

Texas Department of State Health Services - Infectious Disease Control Unit  
 1100 West 49th Street, Suite T801, Mail Code: 1960 PO BOX 149347 - Austin, TX 78714-9347  
 (512) 458-7676 - Fax: (512) 458-7616 - E-Mail

[Topics A-Z / Site Map](#)