



Surveillance

[Topics A-Z](#) [Contact IDCU](#)

[IDCU Home](#) » [Influenza](#) » [Surveillance](#) » [2009](#) » [Week 32: Surveillance](#)

[EAID Home](#)

[En Español](#)



Influenza  
(Flu)

ICD-9 487; ICD-10 J10,11

Related Topics: [Protecting Yourself During the Cold and Flu Season](#), [Avian Flu](#), [Vaccine Preventable Diseases](#), [Asthma](#) and [SARS](#)

[Antiviral Guidance](#) [Conferences](#) [Other](#)

[Sites Overview](#) [Reporting](#) [Surveillance](#) [Handbook](#) [Vaccine](#)

[ILINet](#) [2010-2011](#) [2009 - 2010](#) [2008 - 2009](#) [2007 - 2008](#) [2006 - 2007](#) [2005 - 2006](#) [2004 - 2005](#)  
[2003 - 2004](#) [2002 - 2003](#) [2001 - 2002](#) [2000 - 2001](#) [1999 - 2000](#) [1998 - 1999](#)



## 2008 - 2009 Texas Influenza Surveillance Information

### [Current Flu Activity Report in PDF Format](#)

#### Influenza Surveillance Report for MMWR Week 32

The influenza (flu) activity level for Texas for the week ending August 15, 2009 was "local." For definitions of flu activity levels please see

<http://www.cdc.gov/flu/weekly/fluactivity.htm>. During week 32, 42 (13.5%) specimens tested by NREVSS laboratories in Texas were positive for influenza. The percentage of visits for influenza-like illness as reported by ILINet providers in Texas was below the regional baseline.

#### Reports from Health Service Regions

Reports were received from all Health Service Regions (HSRs) for week 32. HSR 2/3 reported an increased level of flu activity compared to week 31. HSRs 1, 4/5N, 6/5S, 7, 8, and 9/10 reported the same level of flu activity compared to week 31. HSR 11 reported a decreased level of flu activity compared to week 31. For a map of Health Service Regions please visit the following website: [www.dshs.state.tx.us/regions/state.shtm](http://www.dshs.state.tx.us/regions/state.shtm)

#### Laboratory Results

During week 32, nine hospital laboratories and public health agencies across Texas reported conducting a total of 312 influenza tests (antigen, culture, and PCR) to the National Respiratory and Enteric Virus Surveillance System ([NREVSS](#)) sponsored by the Centers for Disease Control and Prevention (CDC). Of the 312 antigen detection tests that were performed, 42 were positive for influenza A/not subtyped. The positive results were reported from Bexar, Brazos, Collin, and Tarrant counties.

A total of 10 reports of PCR- or culture-confirmed seasonal or unsubtype influenza were received from public health laboratories, Scott & White Memorial Hospital in Temple, Texas Children's Hospital in Houston, and other sources for the following counties during week 32 (August 9-August 15):

Influenza A/H1 (seasonal)	Influenza A/H3	Influenza A/not subtyped	Influenza B
Travis County (2)	(none)	Bell County (2) Brazos County Harris County (5)	(none)

Positive point-of-care rapid tests for influenza were reported by sentinel providers throughout the state (see county map below).

**Novel Influenza A Virus Infections**

Please see the Texas Department of State Health Services (DSHS) novel influenza website (<http://www.texasflu.org>) and the CDC website (<http://www.cdc.gov/h1n1flu/>) for more information on the current investigation.

**Antigenic Characterization**

CDC has reported antigenic characterization results from 51 seasonal influenza isolates [20 influenza A/H1, 8 influenza A/H3, and 23 influenza B viruses] and 4 novel influenza A H1N1 viruses received from the DSHS Laboratory since the beginning of the 2008–09 flu season. Influenza A/H1 [20]

- All 20 viruses were characterized as A/Brisbane/59/2007, the influenza A/H1 component of the 2008–09 influenza vaccine for the Northern Hemisphere.

Influenza A/H3 [8]

- All 8 viruses were characterized as A/Brisbane/10/2007, the influenza A/H3 component of the 2008-09 influenza vaccine for the Northern Hemisphere.

Influenza B (B/Victoria/02/87 and B/Yamagata/16/88 lineages) [23]

Victoria lineage [16]

- Sixteen of the influenza B viruses were characterized as belonging to the B/Victoria lineage.

Yamagata lineage [7]

- Seven viruses were characterized as B/Florida/4/2006, the influenza B component for the 2008-09 influenza vaccine for the Northern Hemisphere.

Novel influenza A/H1 [4]

- All 4 viruses were characterized as A/California/07/2009-like (H1N1), the reference virus selected by the World Health Organization (WHO) as a candidate for the novel influenza A H1N1 vaccine.

**Antiviral Resistance**

Since September 28, 2008, 22 seasonal influenza A/H1N1 isolates, 8 influenza A/H3N2 isolates, 23 influenza B isolates, and 5 novel influenza A/H1N1 isolates from the DSHS laboratory have been tested by CDC for antiviral resistance.

Flu Types/Subtypes	Isolates Tested (n)	Resistant Viruses, Number (%)		Isolates Tested (n)	Resistant Viruses, Number (%)
		Oseltamivir	Zanamivir		Adamantanes
Influenza A/H1 (seasonal)	22	22 (100%)	0 (0)	22	0 (0)
Influenza A/H3	8	0 (0)	0 (0)	7	7 (100%)
Influenza B	23	0 (0)	0 (0)	N/A*	N/A*
Influenza A/H1 (novel)	5	2 (40%)	0 (0)	5	5 (100%)

\*Adamantanes are not effective against influenza B viruses.

CDC has issued interim recommendations for use of antiviral medications in the 2008-09 influenza season. Those recommendations are available at:

<http://www.cdc.gov/flu/professionals/antivirals/index.htm>.

**Influenza-Associated Pediatric Mortality**

No influenza-associated pediatric fatalities were reported during week 32. Texas has reported 14 influenza-associated pediatric fatalities during the 2008-09 influenza season.

**School Closures and Institutional Outbreaks**

Institutional outbreaks of ILI or influenza were reported in Dallas County (2 outbreaks) and Shelby County during week 32. DSHS has issued guidance for cases of ILI and novel influenza A H1N1 in summer camps, schools, and congregate facilities. Please see

<http://www.texasflu.org> for more information.

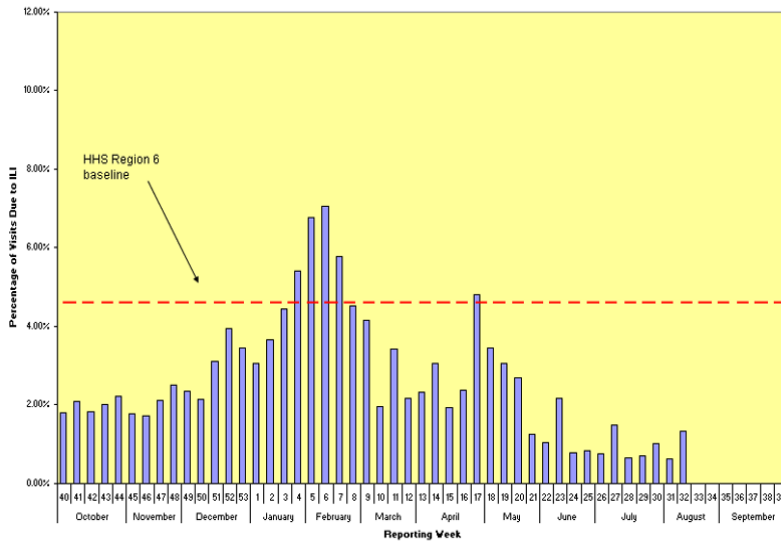
**U.S. Outpatient Influenza-like Illness Surveillance Network**

Forty-seven providers in Texas reported data to the U.S. Outpatient Influenza-like Illness Surveillance Network (ILINet) (formerly known as the U.S. Influenza Sentinel Provider Surveillance System) on patients with influenza-like illness (ILI) and total patients seen for any reason during week 32. Of the 46 providers who saw patients during week 32, 18 (39%) saw at least one patient with ILI. Of all patient visits during this week, 1.32% were due to ILI. The ILI baseline for HHS Region 6 (Arkansas, Louisiana, New Mexico, Oklahoma, and Texas) of the United States is 4.6% for the 2008-2009 season. The baseline is the mean percentage of patient visits for ILI during non-influenza weeks for the previous three seasons plus two standard deviations.

Percentage of Visits for Influenza-Like Illness Reported by the US Outpatient Influenza-Like Illness Surveillance Network (ILINet) in Texas as of 8/26/2009 1:46:32 PM								
Week	# Reporting	Age 0-4	Age 5-24	Age 25-64	Age over 64	Total ILI	Total Patients	% ILI
2008-40	78	84	133	127	22	366	20333	1.80
2008-41	78	114	163	124	19	420	20105	2.09
2008-42	79	107	156	90	7	360	19746	1.82
2008-43	80	120	152	106	20	398	19857	2.00
2008-44	82	136	199	104	26	465	20972	2.22
2008-45	79	110	111	122	27	370	20959	1.77
2008-46	74	110	107	103	23	343	19890	1.72
2008-47	76	137	143	122	19	421	19907	2.11
2008-48	80	132	132	125	37	426	17012	2.50
2008-49	78	143	159	153	24	479	20446	2.34
2008-50	76	133	146	108	28	415	19450	2.13
2008-51	70	172	177	175	24	548	17663	3.10
2008-52	77	194	153	154	34	535	13509	3.96
2008-53	78	176	141	165	46	528	15329	3.44
2009-01	79	162	182	188	38	570	18646	3.06
2009-02	78	178	287	235	41	741	20222	3.66

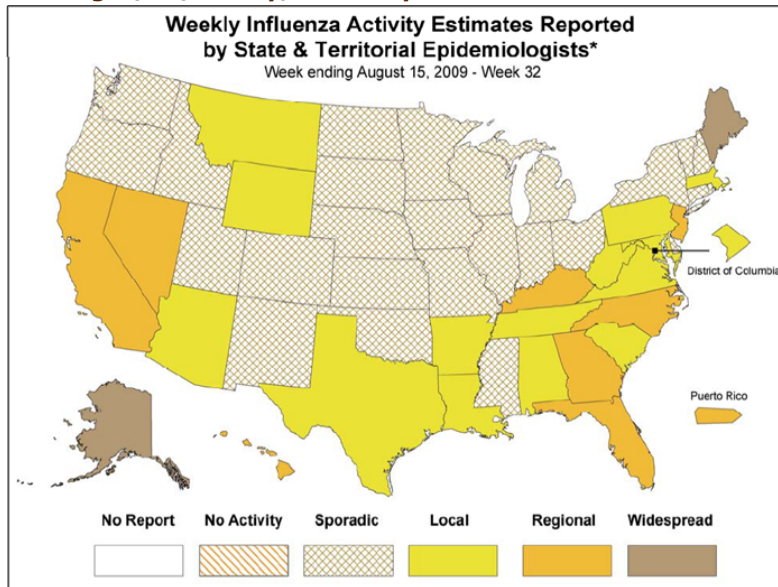
2009-03	79	174	468	341	43	1026	23058	4.45
2009-04	79	260	679	333	47	1319	24350	5.42
2009-05	74	282	884	467	40	1673	24734	6.76
2009-06	80	301	965	392	59	1717	24320	7.06
2009-07	79	317	803	316	57	1493	25821	5.78
2009-08	74	221	552	283	57	1113	24664	4.51
2009-09	77	194	423	245	71	933	22428	4.16
2009-10	81	222	340	228	77	867	44281	1.96
2009-11	77	167	269	178	58	672	19656	3.42
2009-12	72	109	150	179	18	456	20910	2.18
2009-13	74	115	143	163	16	437	18760	2.33
2009-14	81	158	199	234	51	642	20963	3.06
2009-15	78	92	138	156	23	400	21254	1.92
2009-16	87	133	200	163	28	524	22058	2.38
2009-17	77	260	570	348	44	1222	25406	4.81
2009-18	72	200	361	185	31	777	22503	3.45
2009-19	65	125	253	183	24	585	19066	3.07
2009-20	63	122	255	134	7	518	19150	2.70
2009-21	65	115	238	115	31	499	39787	1.25
2009-22	62	109	202	97	23	431	40706	1.06
2009-23	55	79	103	29	9	220	10111	2.18
2009-24	54	67	134	88	5	294	37588	0.78
2009-25	59	72	117	83	15	287	33839	0.85
2009-26	60	68	111	78	13	270	36083	0.75
2009-27	57	71	90	72	15	248	16527	1.50
2009-28	62	44	105	82	15	246	38255	0.64
2009-29	59	68	110	81	14	273	38175	0.72
2009-30	53	25	41	23	11	100	9696	1.03
2009-31	55	53	95	90	9	247	39214	0.63
2009-32	47	45	94	75	8	222	16769	1.32

Percentage of Visits Due to Influenza-Like Illness (ILI),  
Texas Providers in the U.S. Outpatient Influenza-like Illness Surveillance Network,  
2008-2009



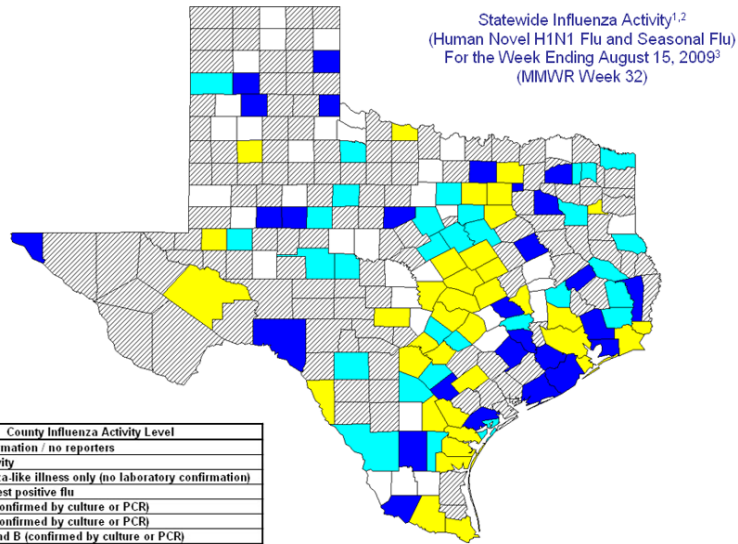
National Influenza Activity Map

The current U.S. flu weekly report may be found at <http://www.cdc.gov/flu/weekly/fluactivity.htm>.



\*This map indicates geographic spread and does not measure the severity of influenza activity.

For more information on flu surveillance activities in the State of Texas, please visit our main [surveillance](#) page.



<sup>1</sup>Influenza activity level corresponds to current MMWR week only and does not reflect previous weeks' activity.

<sup>2</sup>The majority of influenza cases are not reportable by law to the Texas Department of State Health Services. This map contains data from sentinel sites and does not represent all influenza cases in the state.

<sup>3</sup>Positive laboratory results are reported according to specimen collection date or date received in the lab if the former is unknown.

#### 2008 - 2009 Texas Influenza Surveillance Information --- Flu Reports

For the week ending: **10/4/08; 10/11/08; 10/18/08; 10/25/08; 11/01/08;**  
**11/08/08; 11/15/08; 11/22/08; 11/29/08; 12/06/08; 12/13/08; 12/20/08;**  
**12/27/08; 01/03/09; 01/10/09; 01/17/09; 01/24/09; 01/31/09; 02/07/09;**  
**02/14/09; 02/21/09; 02/28/09; 03/07/09; 03/14/09; 03/21/09; 03/28/09;**  
**04/04/09; 04/11/09; 04/18/09; 04/25/09; 05/02/09; 05/09/09; 05/16/09;**  
**05/23/09; 05/30/09; 06/06/09; 06/13/09; 06/20/09; 06/27/09; 07/04/09;**  
**07/11/09; 07/18/09; 07/25/09; 08/01/09; 08/08/09; 08/15/09; 08/22/09;**  
**08/29/09; 09/05/09; 09/12/09; 09/19/09; 09/26/09; 10/03/09**

[Return to the Top of the Page](#)

Texas Department of State Health Services - Infectious Disease Control Unit  
 1100 West 49th Street, Suite T801, Mail Code: 1960 PO BOX 149347 - Austin, TX 78714-9347  
 (512) 458-7676 - Fax: (512) 458-7616 - **E-Mail**

**Topics A-Z / Site Map**

Last updated January 10, 2011