

2024 Texas Perinatal Hep B Summit

Closing Remarks

Carlos Plasencia, MD

Regional Medical Director

Public Health Region 6/5 South



TEXAS
Health and Human
Services

Texas Department of State
Health Services

DSHS Southeast Texas

Public Health Region 6/5 S Serving You

THANK YOU for coming!!!

We appreciate your attendance at this summit.

What did we learn?

Successes to Date



TEXAS
Health and Human
Services

Texas Department of State
Health Services

DSHS Southeast Texas

Public Health Region 6/5 S Serving You

Perinatal Hep B Timeline

DSHS Southeast Texas

Public Health Region 6/5 S Serving You

First Hep B vaccine implemented in 1982

prior only HBIG was available for PEP

ACIP recommended...

HBsAg screening for high-risk pregnant women in 1984

and for all pregnant women in 1988.

Federal Government began funding Hep B prevention programs in 1990.

ACIP recommends universal Hep B vaccination for all US infants in 1991

[Achievements in Public Health: Hepatitis B Vaccination --- United States, 1982--2002 \(cdc.gov\)](#)

TX PHBPP was established in 1991

[Hepatitis B | Texas DSHS](#)

Perinatal Hep B Achievements

DSHS Southeast Texas

Public Health Region 6/5 S Serving You

TEXAS has some of the most comprehensive Perinatal Hep B laws among the 50 states

[Assessment of State Perinatal Hepatitis B Prevention Laws - PMC \(nih.gov\)](#)

[The Texas Health and Safety Code](#)

[The Texas Administrative Code](#)

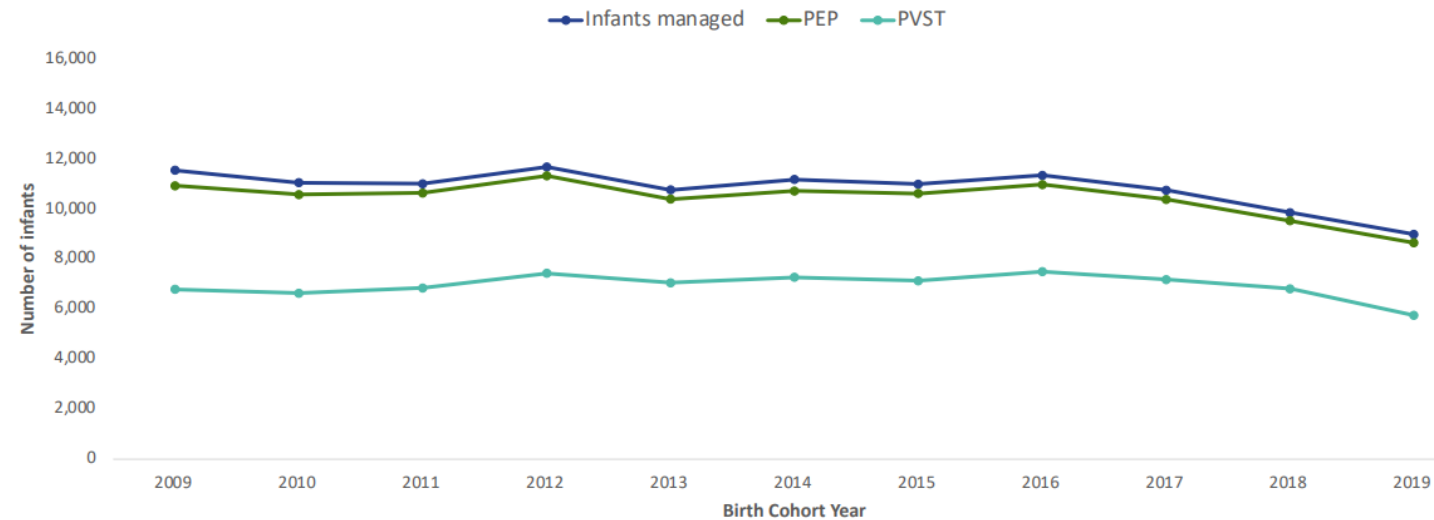
TEXAS requires...

- All pregnant women to be screened for HBsAg at both the initial prenatal visit AND at delivery
- HBsAg Test results reported MUST include the patient's pregnancy status
- POS test results MUST be reported within one day
- ALL types of obstetric care providers are subject to screening laws

Outcomes of Prevention Efforts

Figure 4.1 – Part 1 of 2

Outcomes of infants born to persons infected with hepatitis B virus and managed by CDC Perinatal Hepatitis B Prevention Program, by birth cohort year — 55 US Jurisdictions*, 2009–2019



Infants managed, number of infants case managed by the Perinatal Hepatitis B Prevention Program (PHBPP); PEP (postexposure prophylaxis), number of infants who received PEP (hepatitis B immune globulin and 1st dose of hepatitis B vaccine) for hepatitis B infection; PVST (postvaccination serological testing), number of infants who received PVST after hepatitis B vaccine series completion.

* Includes 49 states and 6 cities. Excludes Washington state, territories, and freely associated island nations.

Source: CDC, National Perinatal Hepatitis B Prevention Program.

Centers for Disease Control and Prevention. Viral Hepatitis Surveillance Report – United States, 2020. <https://www.cdc.gov/hepatitis/statistics/2020surveillance/index.htm>. Published September 2022.



Texas Department of State Health Services

<https://www.cdc.gov/hepatitis/statistics/2020surveillance/index.htm>. Published September 2022

Perinatal Hep B Achievements

DSHS Southeast Texas

Public Health Region 6/5 S Serving You

Outcomes of Infants born in 2019 to persons infected with Hepatitis B and managed by CDC Perinatal Hepatitis B Prevention Program through the end of 2024

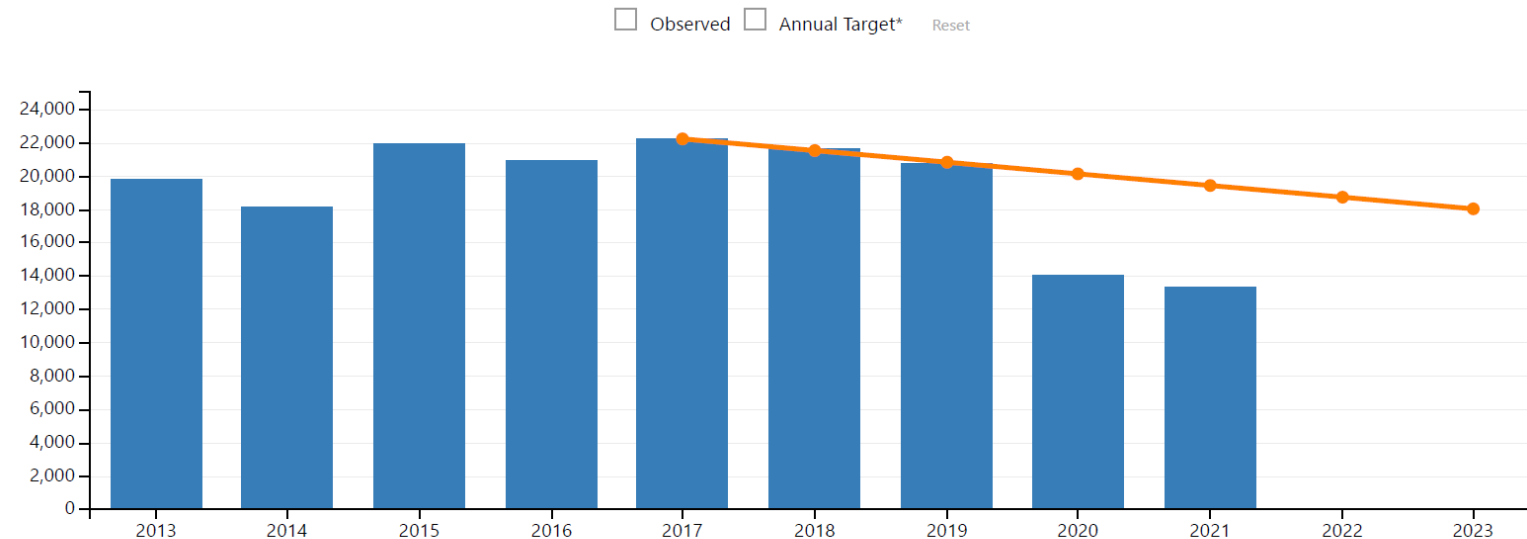
	Infants Managed	HBIG & Vaccine at birth	Completed series by 12 mos
All States	9055	96%	85%
Texas	539	96%	86%
Houston	119	95%	82%

City data are mutually exclusive from state data.

<https://www.cdc.gov/hepatitis/statistics/2020surveillance/index.htm>. Published September 2022

Outcomes of Prevention Efforts

Estimated* new hepatitis B virus infections and annual targets for the United States by year



Texas Department of State
Health Services

Viral Hepatic Surveillance Report United States, 2021

[Reduce Estimated New Hepatitis B Virus Infections | CDC](#)

Current Landscape

Section Subtitle



TEXAS
Health and Human
Services

Texas Department of State
Health Services

DSHS Southeast Texas

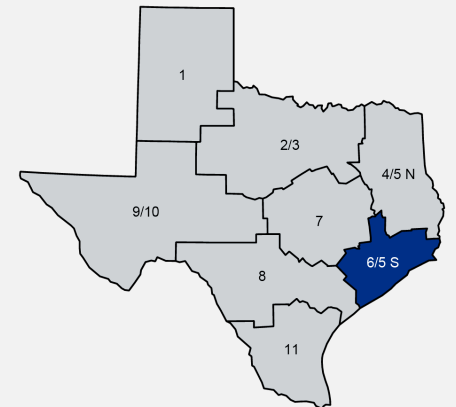
Public Health Region 6/5 S Serving You

The pandemic's role in shaping parents' attitudes toward vaccines

In summer 2022, parents with children ages 0-17 were surveyed:

Compared to before the pandemic...

- 11% believed childhood vaccines are less safe
- 12% believed that childhood vaccines are less important
- 13% believed that childhood vaccines are less effective



Post Pandemic World

“The number of kids whose caregivers are opting them out of routine childhood vaccines has reached an all-time high, the [Centers for Disease Control and Prevention](#) reported”

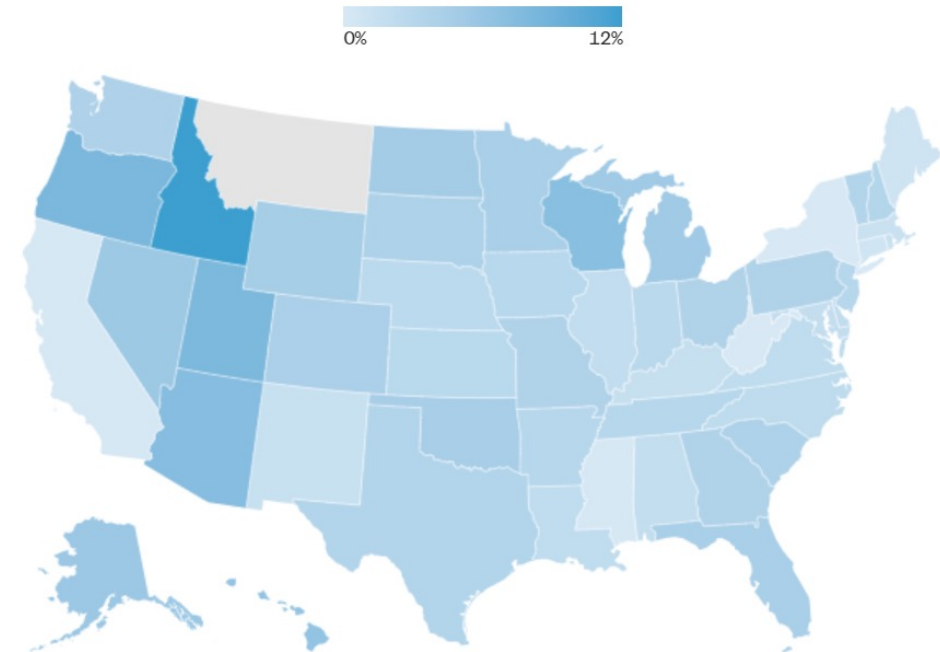
Nov. 9, 2023



Texas Department of State
Health Services

Vaccination exemptions among kindergartners

Exemptions exceeded 5% in 10 states, mostly in the West. The national average is 3%.



Notes: Montana did not report vaccinations for the 2021-22 or 2022-23 school years, and Utah changed the way it reported vaccinations in those years. Colorado, Illinois, Minnesota, Missouri and Montana values represent the minimum estimate.

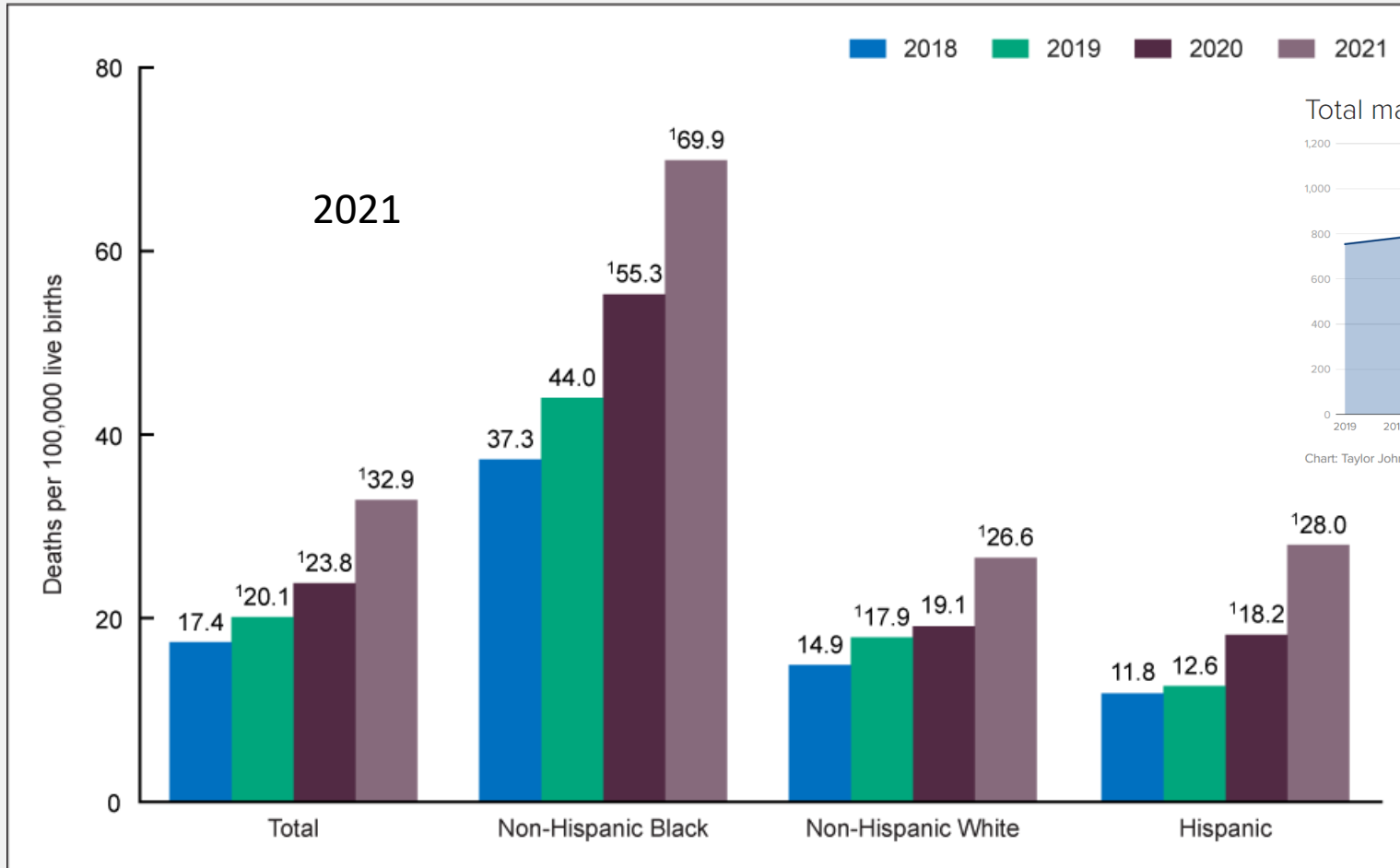
Source: Centers for Disease Control and Prevention

[Vaccination Exemptions by state](#)

Concerns re: Maternal Mortality

DSHS Southeast Texas

Public Health Region 6/5 S Serving You



¹Statistically significant increase from previous year ($p < 0.05$).

NOTE: Race groups are single race.

SOURCE: National Center for Health Statistics, National Vital Statistics System, Mortality.

Total maternal deaths by year

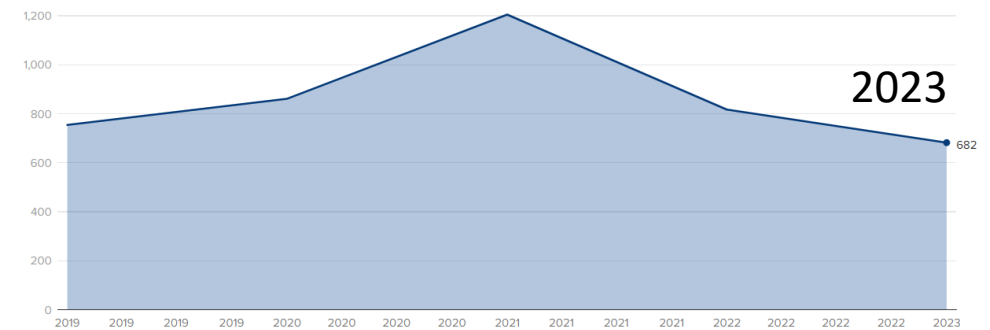
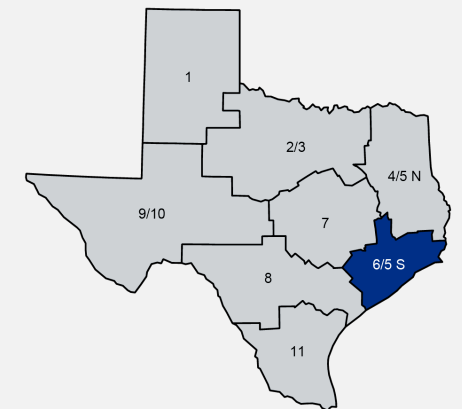


Chart: Taylor Johnston / CBS News • Source: CDC

[Pregnancy-related deaths fall to pre-pandemic levels, new CDC data shows - CBS News](#)



[Maternal Mortality Rates in the United States, 2021 \(cdc.gov\)](https://www.cdc.gov/maternal-mortality/maternal-mortality-rates-in-the-united-states-2021)

Concerns re: Infant Mortality

DSHS Southeast Texas

Public Health Region 6/5 S Serving You

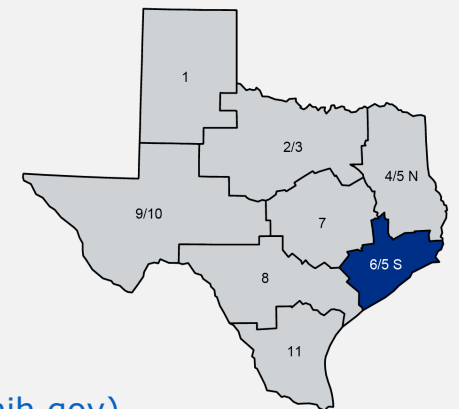
In a 2021 report, the US ranked 33rd among developed nations in Infant Mortality

[International Comparison | 2021 Annual Report | AHR \(americashealthrankings.org\)](#)

Table 1.

Trends in Estimates of Maternal Mortality Ratio, Lifetime Risk, by Selected Countries, World Health Organization Region, and World Bank Income Group, 1990–2017

Year	Maternal mortality ratio							Lifetime risk of maternal death 1 in ...2017
	1990	1995	2000	2005	2010	2015	2017	
World	385	369	342	296	248	219	211	190
Australia	8	8	7	5	5	6	6	8200
Canada	7	9	9	11	11	11	10	6100
Netherlands	12	13	13	11	7	6	5	11,900
United Kingdom	10	11	10	11	10	8	7	8400
United States	12	12	12	13	15	18	19	3000



[U.S. Maternal Mortality Within a Global Context: Historical Trends, Current State, and Future Directions - PMC \(nih.gov\)](#)

Concerns re: Congenital Syphilis

DSHS Southeast Texas

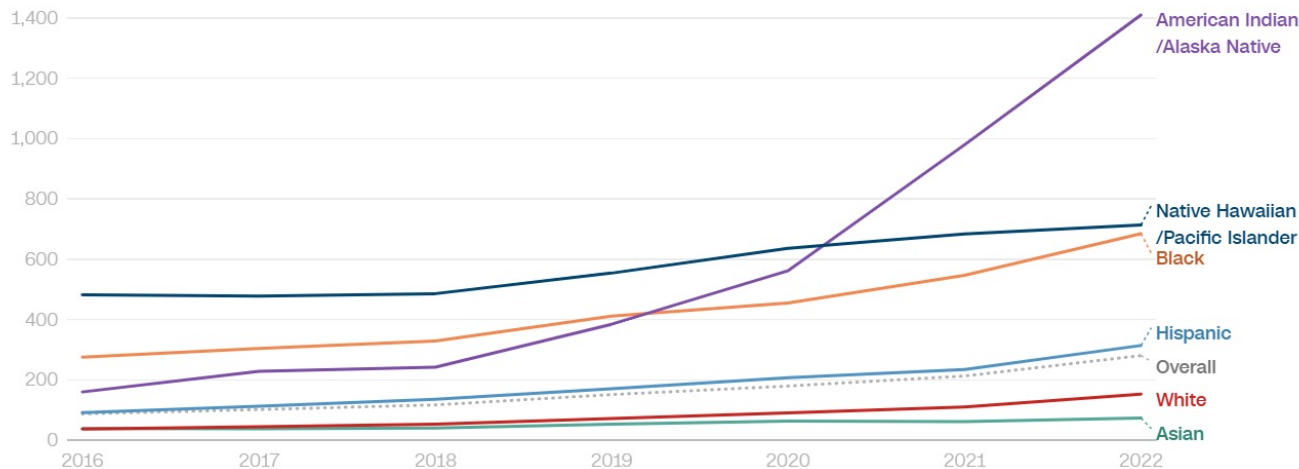
Public Health Region 6/5 S Serving You

Maternal syphilis rates in the US have **tripled** in recent years, CDC report shows CNN FEB 13, 2024

Maternal syphilis rate in the US has more than tripled since 2016

More than 10,000 women who gave birth in 2022 had syphilis. The rate among American Indian women was five times higher than average, and rates among Black and Native Hawaiian women were more than double the overall rate.

Cases of maternal syphilis per 100,000 births in US



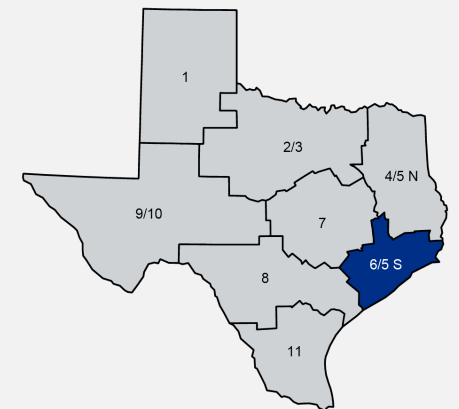
Data for American Indian/Alaska Native, Native Hawaiian/Pacific Islander, Black, White and Asian reflect the non-Hispanic population in those groups.

Source: US Centers for Disease Control and Prevention

Graphic: Deidre McPhillips, CNN

In the US, congenital syphilis (CS) has been rising the last eight years. In 2018, the number of CS cases was the highest since 1995.

[DSHS Congenital Syphilis](#)



<https://www.cnn.com/2024/02/13/health/maternal-syphilis-rates-surge-infant-risk/index.html>

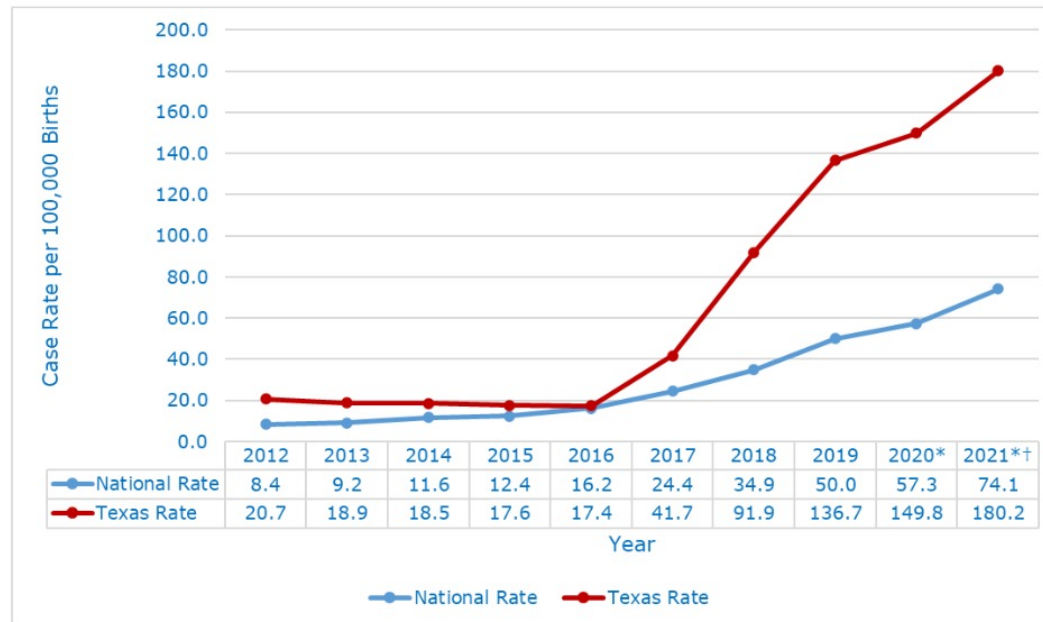
Concerns re: Congenital Syphilis

DSHS Southeast Texas

Public Health Region 6/5 S Serving You

In Texas in 2021, the number of CS cases reported was the highest since 1993.

Figure 4. Congenital Syphilis Case Rates in the United States and Texas by Birth Year, 2012-2021 ^{15, 16}

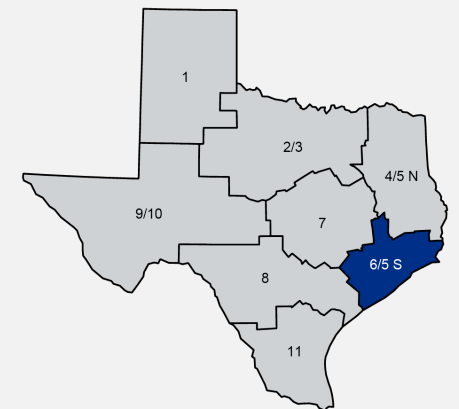


*2020 and 2021 case rates are based on provisional 2020 and 2021 birth data.

†National data is based on 2021 Centers for Disease Control and Prevention Preliminary STD Surveillance data.

In 2019, approximately 1 in 750 Texas babies was born with congenital syphilis.

[DSHS Congenital Syphilis](#)



Challenges Ahead

Section Subtitle



TEXAS
Health and Human
Services

Texas Department of State
Health Services

DSHS Southeast Texas

Public Health Region 6/5 S Serving You

Now is the time

Consider Perinatal Hep B
part of the collective push
to do better for all our
moms and newborns.

Thank you!

Closing Remarks

Carlos Plasencia, MD

DSHS Region 6/5 South

5425 Polk St.

Houston, TX 77023

713-767-3000



TEXAS
Health and Human
Services

Texas Department of State
Health Services

DSHS Southeast Texas

Public Health Region 6/5 S Serving You