



TEXAS  
Health and Human  
Services

---

Texas Department of State  
Health Services

# School Compliance

---

**Immunization Section**

**Assessment, Compliance, and Epidemiology Branch  
School Compliance and Epidemiology Team**

# Overview



TEXAS  
Health and Human  
Services

- School Coverage Rates
- Population Assessments by Public Health Region (PHR)
- School Compliance Updates

# School Coverage Rates

## Annual Report of Immunization Status 2023-2024\*

Kindergarten	Fully Vaccinated	Conscientious Exemption	Medical Exemption	Provisional Enrollment	Delinquent
<b>DTaP</b>	94.06%	3.33%	0.10%	0.62%	1.89%
<b>Hepatitis A</b>	94.39%	3.11%	0.08%	1.17%	1.25%
<b>Hepatitis B</b>	95.76%	2.96%	0.06%	0.24%	0.97%
<b>MMR</b>	94.36%	3.40%	0.13%	0.23%	1.89%
<b>Polio</b>	94.33%	3.34%	0.10%	0.42%	1.82%
<b>Varicella</b>	93.78%	3.39%	0.14%	0.67%	2.02%
<b>7th Grade</b>	Fully Vaccinated	Conscientious Exemption	Medical Exemption	Provisional Enrollment	Delinquent
<b>Tdap</b>	93.62%	2.55%	0.08%	0.23%	3.51%
<b>Hepatitis A</b>	97.12%	1.61%	0.04%	0.52%	0.70%
<b>Hepatitis B</b>	97.53%	1.56%	0.04%	0.16%	0.71%
<b>MCV4</b>	93.23%	2.58%	0.07%	0.12%	3.99%
<b>MMR</b>	97.69%	1.55%	0.06%	0.08%	0.62%
<b>Polio</b>	97.36%	1.61%	0.04%	0.22%	0.77%
<b>Varicella</b>	97.20%	1.65%	0.11%	0.24%	0.79%

\*2023-2024 data is preliminary and subject to change



**TEXAS**  
Health and Human Services

Texas Department of State  
Health Services

# Coverage Rates by School Year

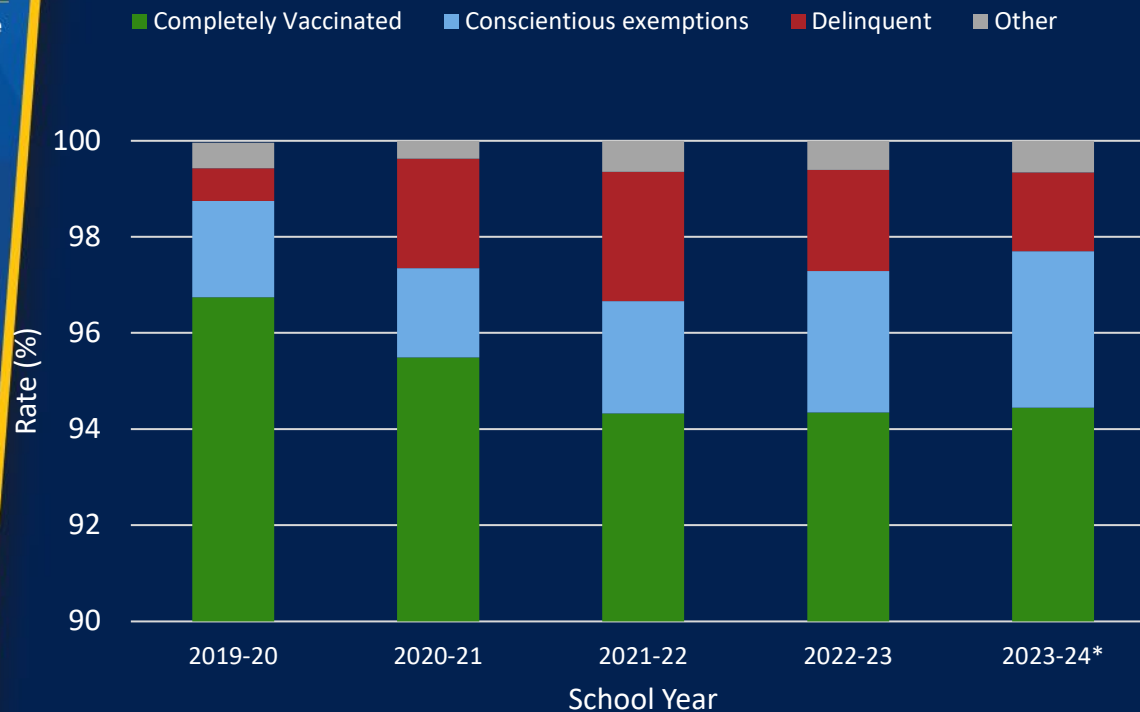


TEXAS

Health and Human Services

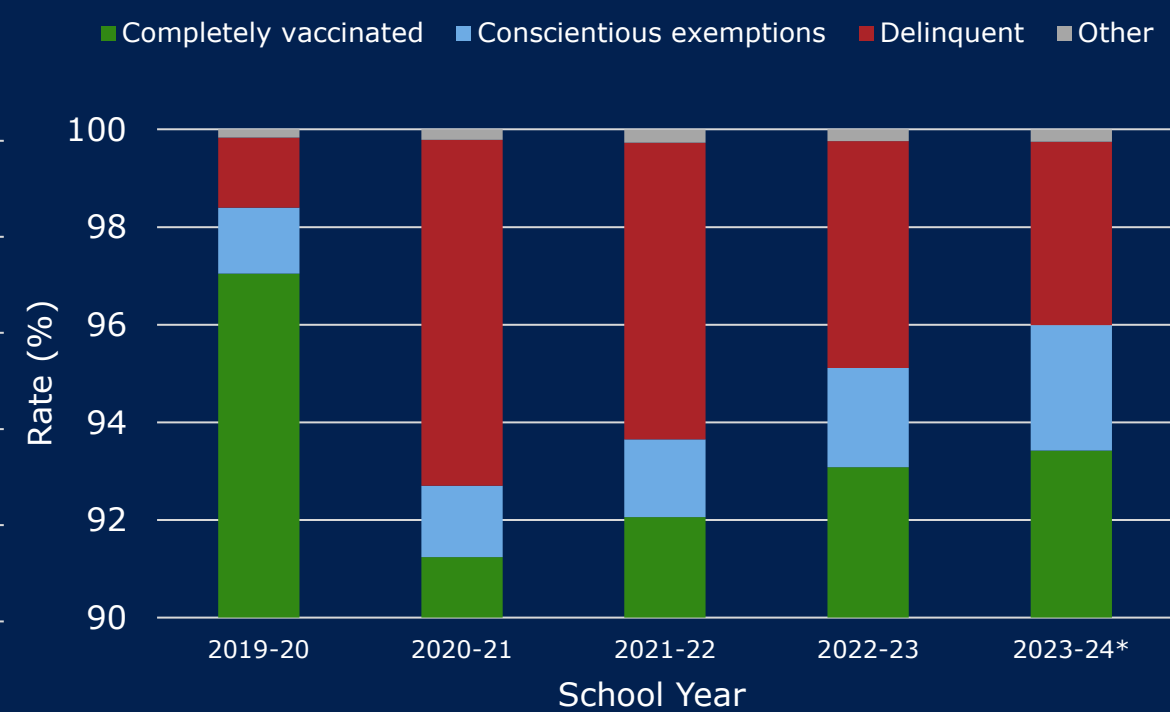
Texas Department of State  
Health Services

## Kindergarten



**DTaP, Hepatitis A, Hepatitis B, MMR, Polio,  
Varicella**

## Seventh Grade



**Tdap, MCV4**

"Other" is classified as medical exemptions, provisionally enrolled, and history of illness for varicella.

\*2023-2024 data is preliminary and subject to change

# Delinquency Rates

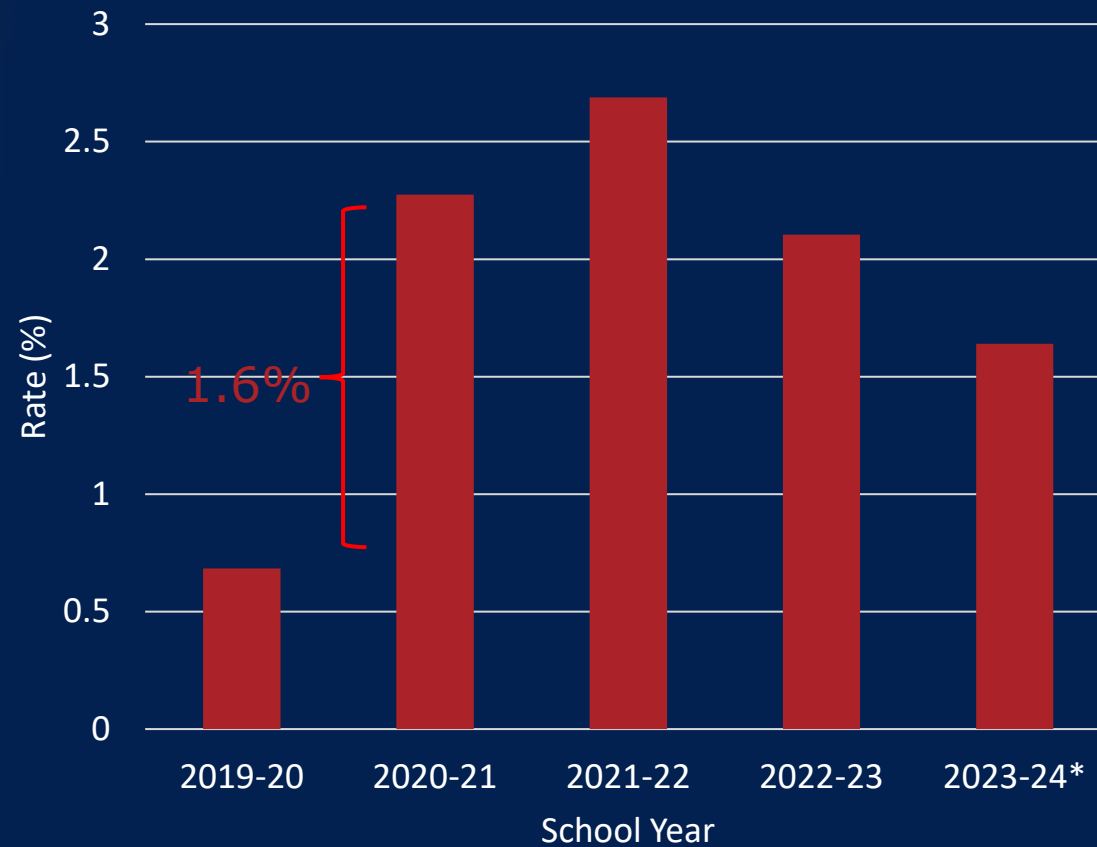


TEXAS

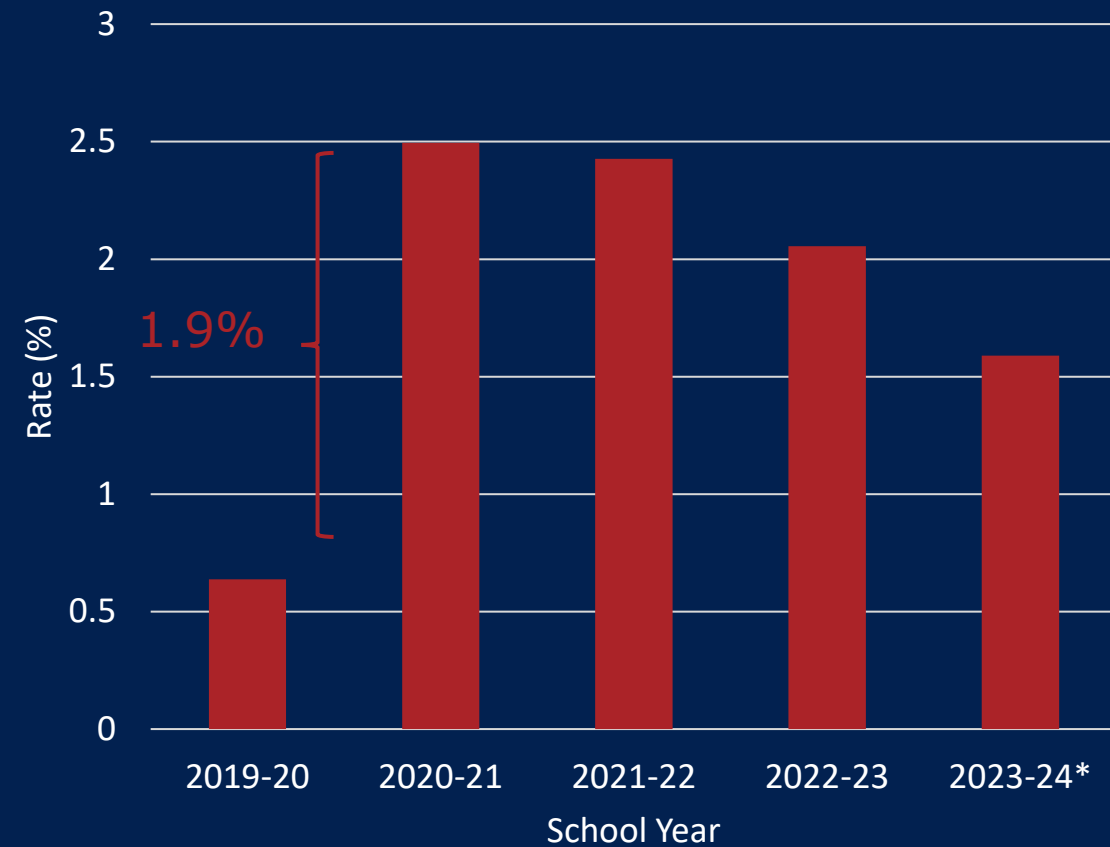
Health and Human Services

Texas Department of State  
Health Services

## Kindergarten



## Seventh Grade



\*2023-2024 data is preliminary and subject to change



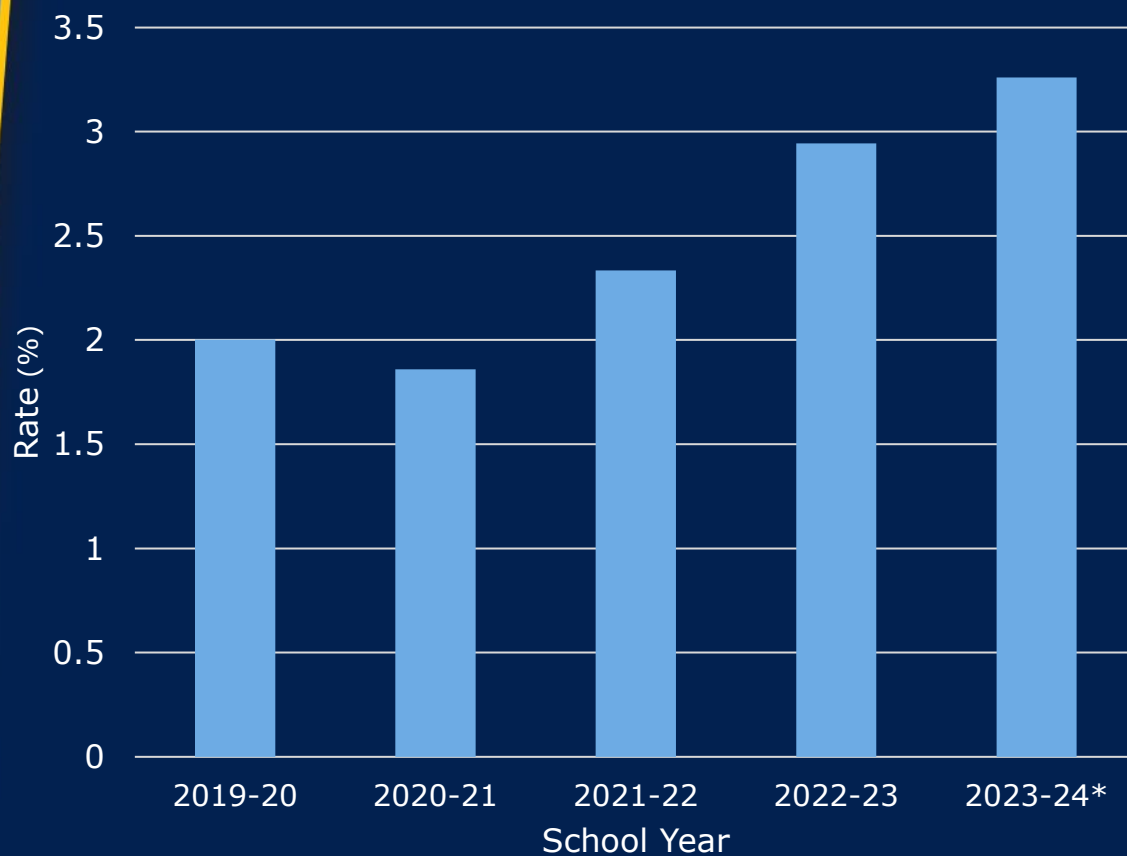
TEXAS

Health and Human Services

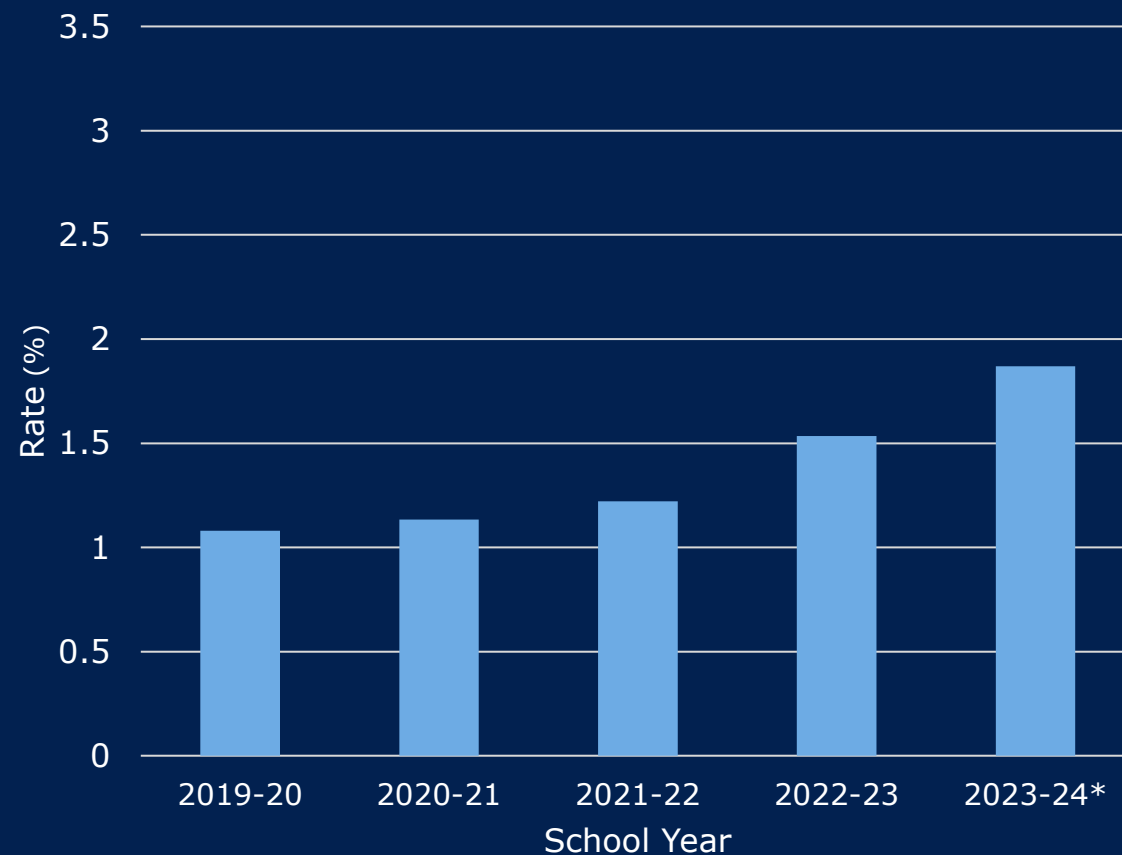
Texas Department of State  
Health Services

# Conscientious Exemption Rates

## Kindergarten



## Seventh Grade



\*2023-2024 data is preliminary and subject to change



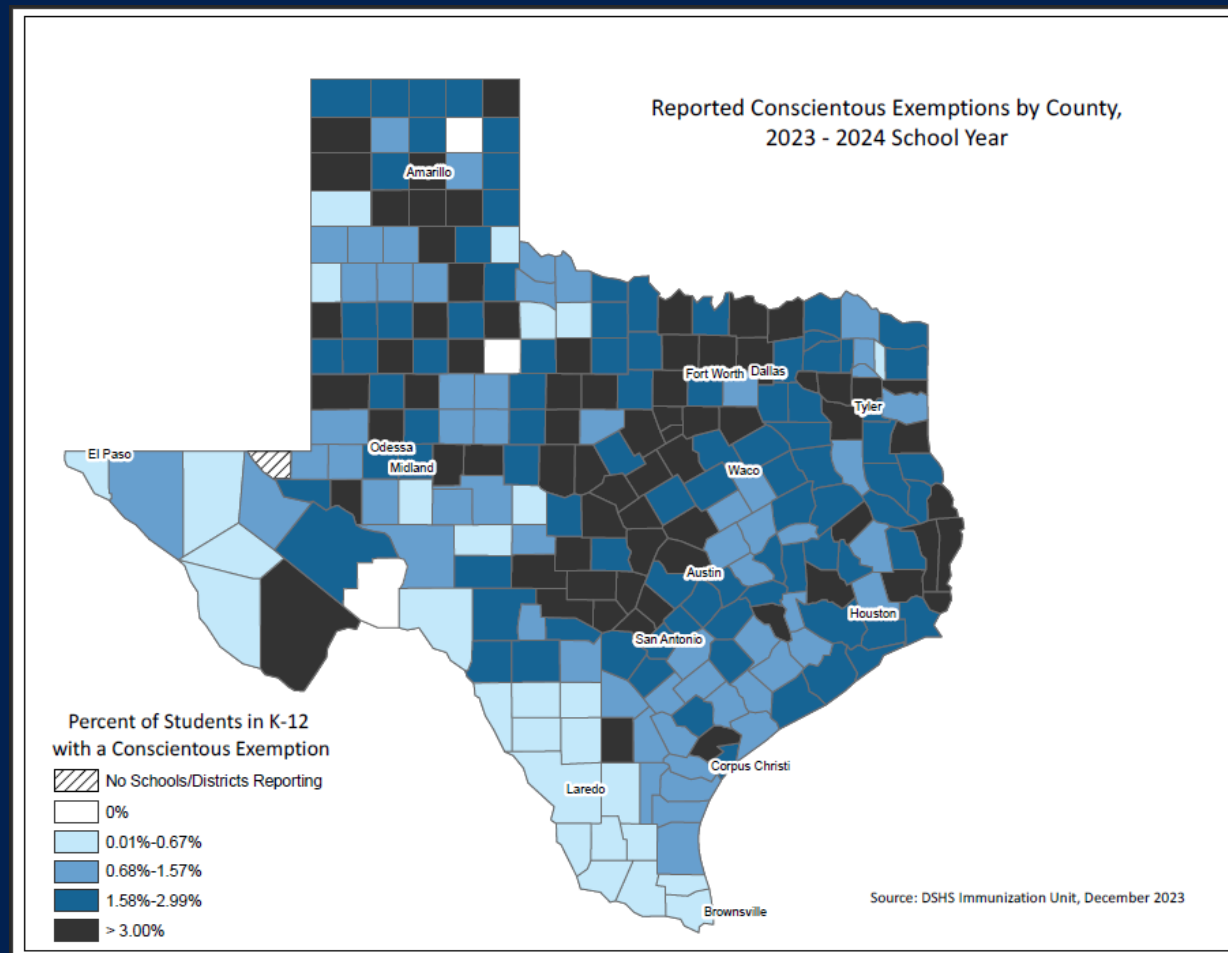
TEXAS

Health and Human Services

Texas Department of State  
Health Services

# CO Exemptions Reported by County

- Of 5,347,853 K-12 students, 122,795 (2.30%) were reported to have a conscientious exemption for one or more vaccines.





TEXAS  
Health and Human  
Services

Texas Department of State  
Health Services

# Questions

---

Nurriya Mohammad  
School Compliance Epidemiologist  
[Imm.Epi@dshs.Texas.gov](mailto:Imm.Epi@dshs.Texas.gov)





**TEXAS**  
Health and Human  
Services

---

Texas Department of State  
Health Services

# **Population Assessments by Public Health Region (PHR)**

---

# Population Assessments

---

## Compliance by Region

- Delinquency School Audits
- Provisional Enrollment Audits
- Non-responder Audits
- Validation Surveys
- Childcare Audits



TEXAS  
Health and Human Services

Texas Department of State  
Health Services

# Non-compliant School Audits



TEXAS

Health and Human Services

Texas Department of State  
Health Services

Public Health Region	Distribution of Audits School Year 2023-2024	Percentage of Schools School Year 2022-2023
1	9%	36%
2/3	23%	23%
4/5N	6%	12%
6/5S	18%	34%
7	19%	39%
8	13%	36%
9/10	7%	29%
11	4%	19%

# Non-responder School Audits



TEXAS

Health and Human Services

Texas Department of State  
Health Services

Public Health Region	Percentage of Schools School Year 2022-2023	Percentage of Schools School Year 2023-2024
1	5%	0%
2/3	6%	11%
4/5N	2%	1%
6/5S	18%	23%
7	9%	11%
8	7%	7%
9/10	5%	2%
11	5%	7%

# Validation Surveys



TEXAS

Health and Human Services

Texas Department of State  
Health Services

Public Health Region	Total Surveys School Year 2023-2024
1	8
2/3	49
4/5N	6
6/5S	52
7	27
8	20
9/10	7
11	10
Total	179

# Childcare Audits



TEXAS

Health and Human Services

Texas Department of State  
Health Services

Public Health Region	Total Audits School Year 2023-2024
1	50
2/3	470
4/5N	65
6/5S	467
7	218
8	154
9/10	76
11	154
Total	1,654

# School Compliance Updates

---

- Validation Surveys:
  - February 1, 2024 - Deadline to request Validation Survey replacement.
    - Email [Imm.Epi@dshs.Texas.gov](mailto:Imm.Epi@dshs.Texas.gov).
  - March 1, 2024 - Deadline to email School Validation Survey files.
    - Email [Imm.Epi@dshs.texas.gov](mailto:Imm.Epi@dshs.texas.gov).
- Submit audits during the quarter audit is completed:
  - Email school audits to [SchoolImm@dshs.Texas.gov](mailto:SchoolImm@dshs.Texas.gov).
  - Submit childcare audits in Child Health Reporting System (CHRS).
- CHRS IAmOnline Integration Update



TEXAS  
Health and Human Services

Texas Department of State  
Health Services



TEXAS  
Health and Human  
Services

---

Texas Department of State  
Health Services

# Questions

---

Jennifer Green  
School Compliance Team Lead  
[SchoolImm@dshs.Texas.gov](mailto:SchoolImm@dshs.Texas.gov)





**TEXAS**  
Health and Human  
Services

---

**Texas Department of State  
Health Services**

# **Thank you**

---