

## STUDENT DEMOGRAPHICS IN GRADUATE NURSING EDUCATION PROGRAMS

This update presents data for the 38 universities/colleges that offer one or more graduate nursing education programs. There were 41 programs that prepared graduates for licensure as advanced practice registered nurses (APRNs) and 82 other programs. Table 1 breaks down these programs by education model:

**Table 1. Program Type by Education Model, 2024**

Program Type	Master's Degree	Post-Graduate Certificate	Post-Baccalaureate DNP	Post-Master's DNP*	PhD in Nursing
Nurse Practitioner (n=31)	27	25	8	5	0
Clinical Nurse Specialist (n=2)	1	1	1	0	0
Nurse Anesthetist (n=6)	0	0	5	2	0
Nurse-Midwife (n=2)	1	1	1	1	0
Nurse Leadership/Admin (n=26)	22	8	3	9	0
Nursing Education (n=24)	23	12	0	0	0
Nursing Informatics (n=4)	3	2	0	1	0
Clinical Nurse Leader (n=2)	2	0	0	0	0
Nursing Research (n=7)	0	0	0	0	7
Public Health (n=1)	0	0	1	1	0
DNP-No Specialty (n=12)	0	0	1	11	0
Other (n=6)	6	3	0	0	0

Note: n=number of programs. Programs can have multiple models of education.

\*The Post-Master's DNP models for APRN programs do not lead to APRN licensure. Those enrolled in these programs already hold an APRN license.

The Texas Center for Nursing Workforce Studies (TCNWS) collected data in the 2024 Board of Nursing's (BON) Nursing Education Program Information Survey (NEPIS) that was available online as of October 1, 2024. The reporting period was academic year (AY) 2023-2024 (September 1, 2023 – August 31, 2024) unless otherwise noted. TCNWS collaborated with the BON in the design and dissemination of the survey.

## Demographics of Graduates from Graduate Nursing Programs

The 38 schools that offer graduate nursing education programs reported a total of 3,179 graduates in AY 2023-2024. These data include graduates from all graduate models of education and program types.

### Gender

Data regarding gender were available for 99.8% of graduates in 2024.

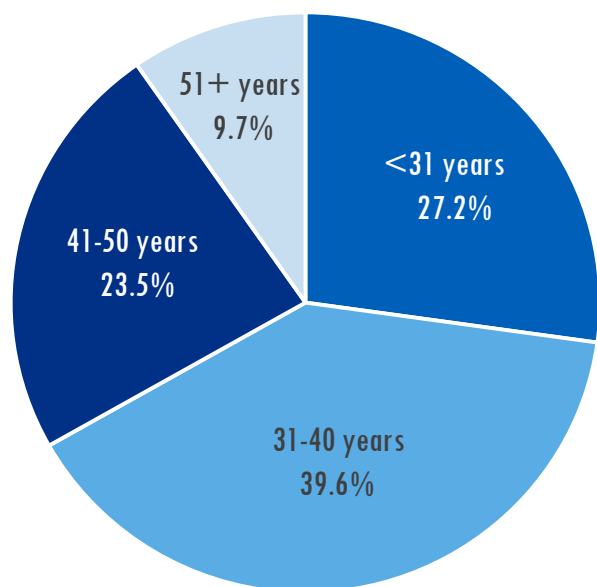
- Graduates of graduate nursing programs continued to be predominately female in 2024 (87.0%).
- The proportions of males and females varied slightly across education models with the percentage of females ranging from 74.2% in Post-Baccalaureate DNP models to 96.1% in PhD in Nursing programs.

### Age

Figure 1 (page 2) shows the age breakdown of graduates from graduate nursing programs in 2024. Data regarding age were available for 99.9% of graduates.

- 27.2% of graduates from graduate nursing programs were 30 years of age and younger.
- Individuals 31-40 years of age represented the largest proportion of graduates (39.6%).
- Almost a quarter (23.5%) of graduates were 41-50 years of age.
- 9.7% of graduates were 51 years of age or older.

Figure 1. Age of Graduates, 2024



## Race/Ethnicity

Figure 2 shows a comparison of the 2024 graduates with the 2024 RN workforce and the projected 2024 Texas population. Race/ethnicity data were available for 98.2% of graduates.

- In 2024, the percentage of White/Caucasian graduates (45.3%) was lower than in the 2024 RN workforce (49.7%), but higher than the 2024 general Texas population (39.2%).
- The proportion of graduates who were Black/African American (15.0%) was higher than the proportion in the Texas population (12.2%) and the RN workforce (13.6%).
- The proportion of Hispanic/Latino graduates (23.7%) and Texas RNs (21.4%) was lower in comparison to the general Texas population (40.5%).
- The proportion of graduates who were Asian (11.6%) was lower than the proportion of the RN workforce (12.5%) but higher than the proportion in the Texas population (5.8%).

Figure 3 shows the racial/ethnic proportions of graduates over time.

- In 2024, the proportion of graduates from graduate nursing programs that were White/Caucasian was 45.3%, a decrease from 47.0% in 2023.
- The proportion of Hispanic/Latino graduates has increased from 16.3% in 2016 to 23.7% in 2024.

Figure 2. Race/Ethnicity of Graduates, Texas RN Workforce<sup>1</sup>, & Texas Population<sup>2</sup>, 2024

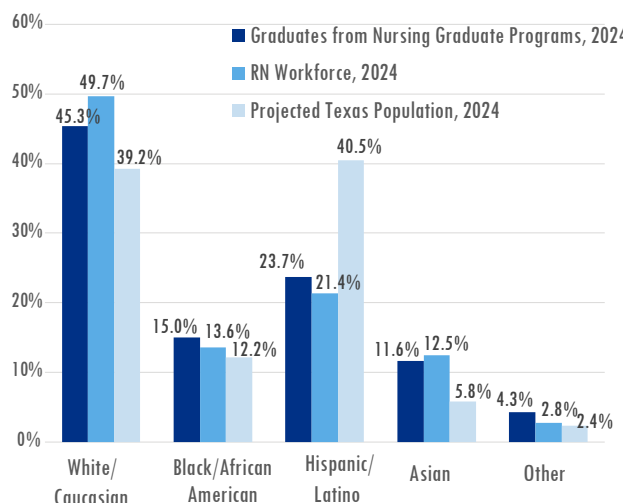
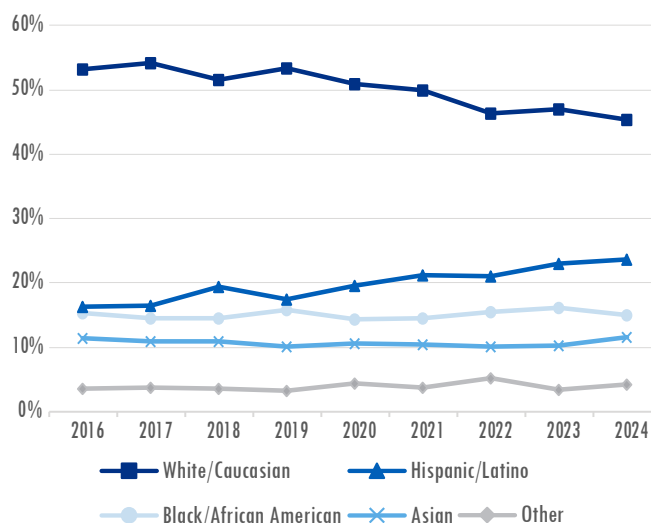


Figure 3. Race/Ethnicity of Graduates, 2016-2024



## International Students

- Programs reported a total of 19 graduates who were international students (0.6% of all graduates).<sup>3</sup>

<sup>1</sup>RN workforce data come from the 2024 BON Licensure Renewal file.

<sup>2</sup>Texas population data come from the 2024 Texas Demographic Center population projections (<https://demographics.texas.gov/Projections/>).

<sup>3</sup>'International' was defined as a person who is not a citizen or permanent resident of the United States and who is in this country on a temporary basis and does not have the right to remain indefinitely.