

STUDENT DEMOGRAPHICS IN PROFESSIONAL NURSING PROGRAMS

This update presents information for the 129 pre-licensure registered nursing (RN) programs in Texas during the 2024 reporting year, including:

- 1 diploma program;
- 67 Associate Degree in Nursing (ADN) programs, including 55 generic ADN programs and 12 licensed vocational nurse (LVN) to ADN stand-alone programs;
- 59 Bachelor of Science in Nursing (BSN) programs; and
- 2 Master of Science in Nursing Alternate Entry (MSN AE) programs.

The Texas Center for Nursing Workforce Studies (TCNWS) collected data using the 2024 Board of Nursing's (BON) Nursing Education Program Information Survey (NEPIS) that was available online as of October 1, 2024. The reporting period was academic year (AY) 2023-2024 (September 1, 2023 – August 31, 2024) unless otherwise noted. TCNWS collaborated with the BON in the design and dissemination of the survey.

Graduates from Professional Nursing Programs

Gender

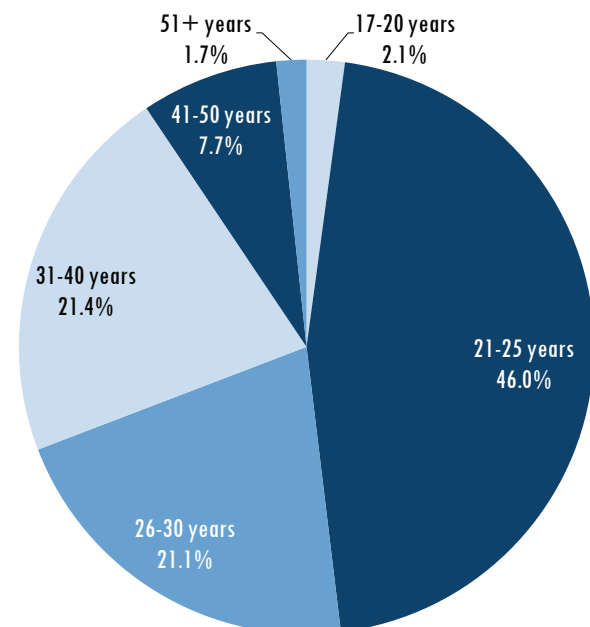
In 2024, there were 15,400 graduates from professional nursing programs. This population was predominantly female: 85.4% in AY 2023-2024, which was also the proportion of females in AY 2022-2023. Gender data were missing for 0.1% of RN graduates.

Age

Figure 1 illustrates the AY 2023-2024 RN graduate breakdown by age. Age data were missing for 0.2% of RN graduates.

- The largest proportion of graduates was between 21 and 25 years of age (46.0%).
- The second largest age group was graduates aged 31-40 years (21.4%), followed by 26-30 years (21.1%). Graduates aged 41 and older made up 9.4% of RN graduates.
- BSN programs had the largest proportion of graduates who were 25 or younger (59.3% of BSN graduates).
- 65.9% of LVN to ADN graduates were 31 years of age or older.

Figure 1. Age of RN Graduates, 2024



Race/Ethnicity

Figure 2 displays the race/ethnicity distribution of RN graduates in comparison to the race/ethnicity distribution of the RN workforce and the projected 2024 Texas population. Race/ethnicity data were missing for 1.6% of RN graduates.

- The percentage of RN graduates who were White/Caucasian (35.2%) was less than the 2024 Texas population (39.2%) and less than that of the 2024 RN workforce (49.7%).
- In 2023, the percentage of RN graduates who were White/Caucasian was 38.6% while the percentage of White/Caucasian persons in the Texas population was 39.2%.
- The percentage of Black/African American RN graduates (15.0%) was similar to the percentage of Black/African American persons in the 2024 Texas population (12.2%) and the percentage within the 2024 RN workforce (13.6%).
- The proportion of RN graduates who were Hispanic/Latino (35.6%) was lower than the proportion of Hispanics/Latinos in the 2024 Texas population (40.5%), but greater than the proportion of Hispanic/Latino nurses in the 2024 RN workforce (21.4%).
- AY 2023-2024 is the first academic year that the proportion of Hispanic/Latino RN graduates is nearly equal to the proportion of White/Caucasian RN graduates.
- The percentage of Asian RN graduates (8.8%) was greater than the percentage of Asian individuals in the 2024 Texas population (5.8%), but lower than the 2024 RN workforce (12.5%).
- There were greater percentages of RN graduates (5.4%) in the “other” race/ethnicity category than the proportion within the Texas population (2.4%).

Figure 3 shows the race/ethnicity trends of RN graduates from 2015 to 2024. The proportion of RN graduates who were White/Caucasian has decreased while the percentage of students who were Hispanic/Latino, Black/African American, Asian or “other” races has increased. RN graduates are increasingly reflecting the race/ethnicity distribution of the Texas population.

Figure 2. Race/Ethnicity of RN Graduates, Texas RN Workforce,¹ and Texas Population², 2024

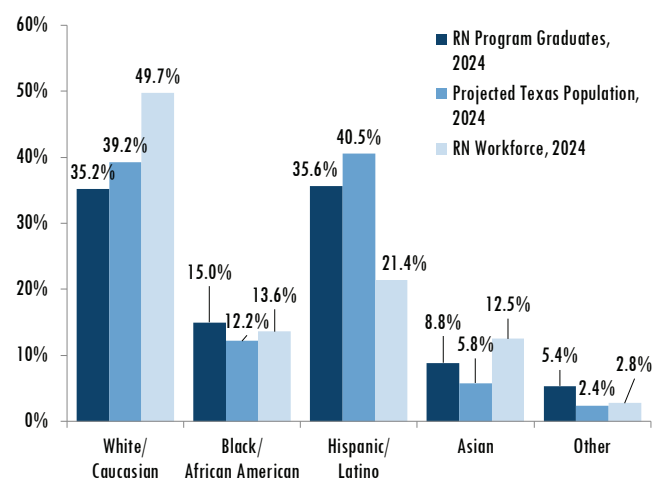
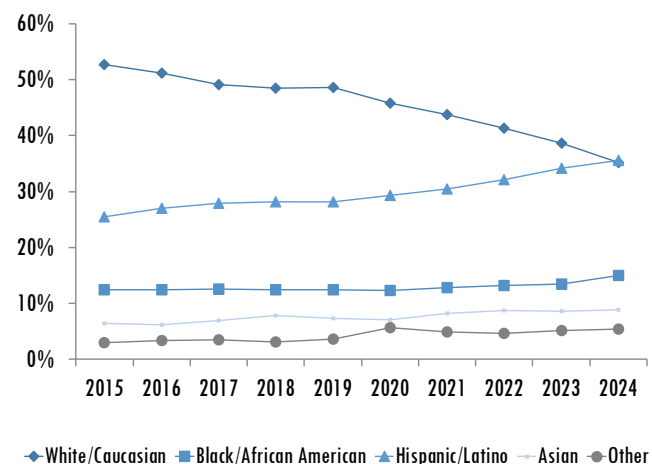


Figure 3. Race/Ethnicity of RN Graduates, 2015-2024



International Students³

- Programs reported a total of 203 graduates who were international students (1.3% of all RN graduates). This proportion has remained relatively consistent with past years.

¹RN workforce data come from the 2024 BON Licensure Renewal file of actively practicing Texas nurses.

²Texas population data come from the 2024 Texas Demographic Center population projections (<https://demographics.texas.gov/Projections/>).

³International was defined as a person who is not a citizen or permanent resident of the United States and who is in this country on a temporary basis and does not have the right to remain indefinitely.