

How Healthcare Coalitions Saves Lives and Protect Texans



ASPR Hospital Preparedness Program

By the numbers



62

Recipients in all 50 states, 8 territories and freely associated states, and LA County, Chicago, NYC, and DC



326

Health Care Coalitions Across the Nation

Sub-Recipients



326 Coalitions



326 different
ways of:

Organization
Capabilities
Procedures



42,128 different
expectations



Similar hazards/various
frequencies

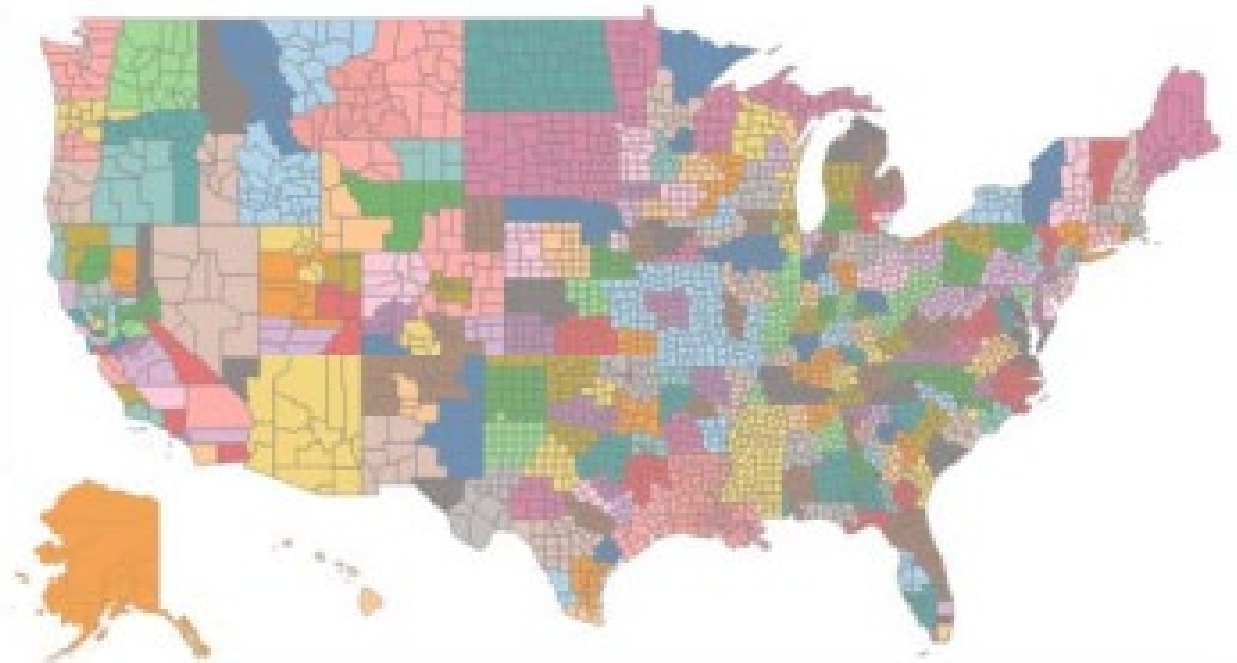
HEALTH CARE COALITIONS (HCCs) BY THE NUMBERS

326

HCCs across the nation

42,128

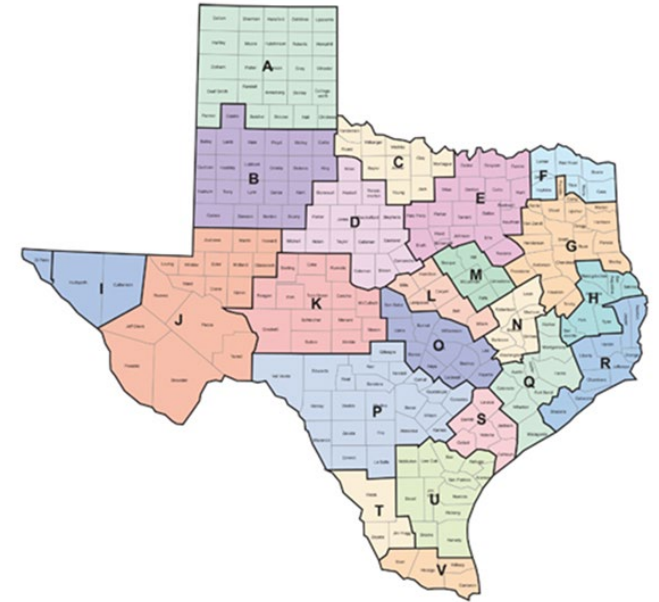
HCC members nationwide



Who We Are

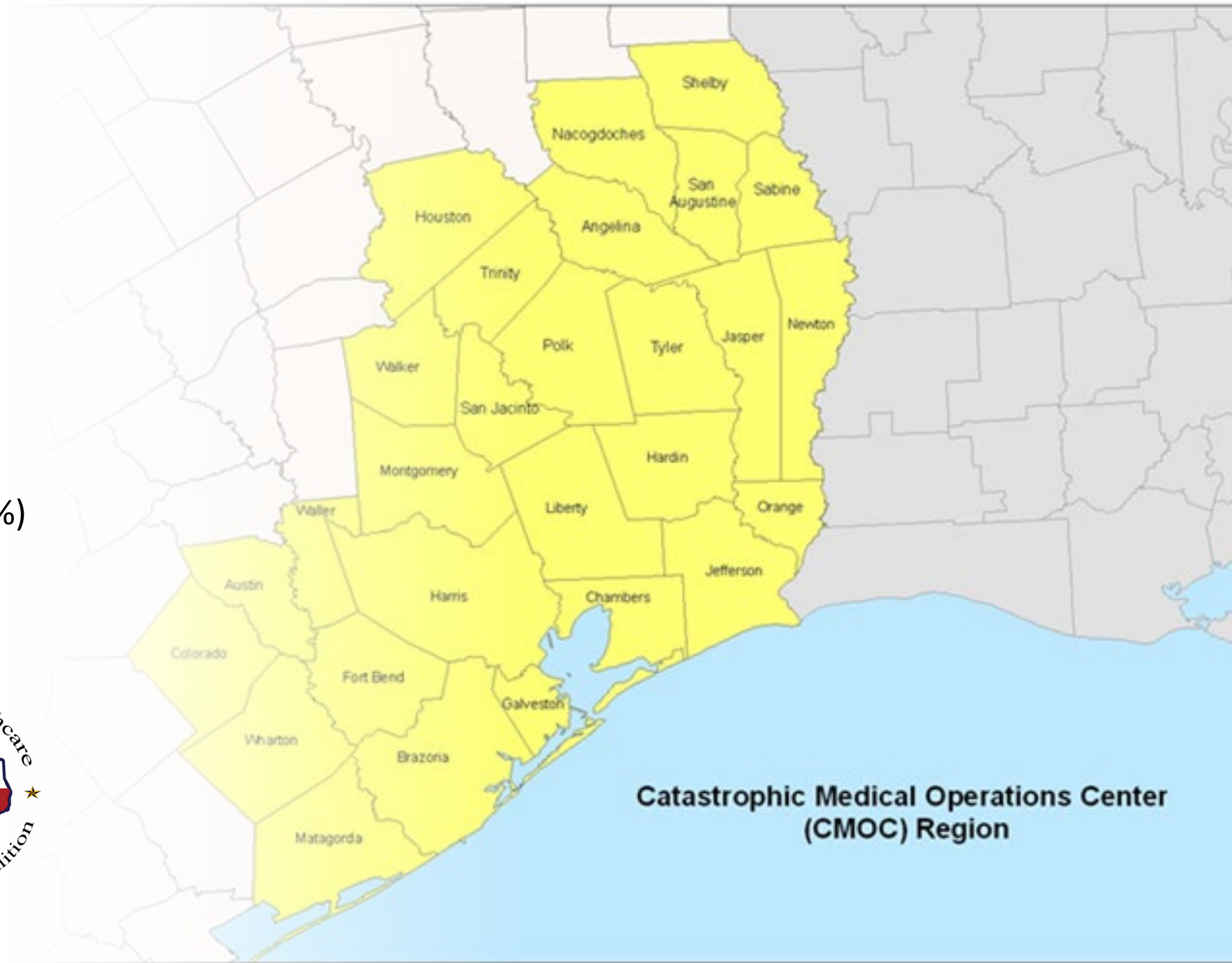


- 501(C3) non-profit, tax-exempt, non-governmental organization
- Organized under 1989 Omnibus Rural Health Care Rescue Act of Texas.
- SETRAC is one of 22 Trauma Service Areas Regional Advisory Councils (RAC) currently functioning within the State of Texas.
- Mission: *To decrease preventable death due to disaster or disease*



Our Coalition

- 25 Counties
- 277 cities
- 9.3 Million* (36%)
- 877,000/disabilities* (24%)
- 187 hospitals
- 900+ nursing homes
- TSA Q, R, H



**Catastrophic Medical Operations Center
(CMOC) Region**

Focus Priorities

- Health and Medical Coordination
- Regional Response Collaboration
- Community Preparedness
- Intel/Info Sharing
- Critical Infrastructure Protection
- Interoperable Communications
- Training and Exercise
- Medical Component for ESF 8 response
 - Coordination
 - Resources



Catastrophic Medical Operations Center



Catastrophic Medical Operations Center

AUTHORITY

- Identified in local, regional and state plans as medical coordination for ESF 8
- Participating Agreements with healthcare agencies
- Signed MOAs with local Mayors and Judges

GOALS

- To ensure the continuity and support of the medical infrastructure
- Regional medical resource coordination
 - Tracking and reporting
 - Coordination and Resource Allocation
 - Healthcare Infrastructure
 - Special Medical Populations
 - Transportation/Evacuation Coordination
 - Safety Net

Hurricanes Katrina and Rita - August 2005

- Katrina
 - Transportation and transfer of 1100 patients into healthcare facilities during Hurricane Katrina
- Rita
 - 29 healthcare facilities evacuated during Hurricane Rita
 - 121 Nursing Home evacuations during Hurricane Rita
 - Coordination of 34 Counties and 2 States
 - Transportation and transfer of an additional 2400+ patients into healthcare settings
 - Hospital diversion rate = 0%
 - Post event QA – 0.08% error rate



Hurricane Ike - 2008

- Evacuation and repatriation of 56 hospitals
- Evacuation and repatriation of 220 nursing homes
- Transportation and transfer of 15,000+ individuals
- Oxygen Strike Teams
- Ambulance Staging
- Dialysis and Medical Special Needs Transport circuit
- 4 Forward Coordinating Units



Hurricane Harvey August 2017

Total Patient Movement: 1544
Medical Missions: 773
Hospitals Evacuated: 24
Nursing Homes/ALC Evacuated: 20



"The active coordination of health care response efforts demonstrated by the SETRAC coalition after Hurricane Harvey demonstrates a clear model for other communities to emulate."

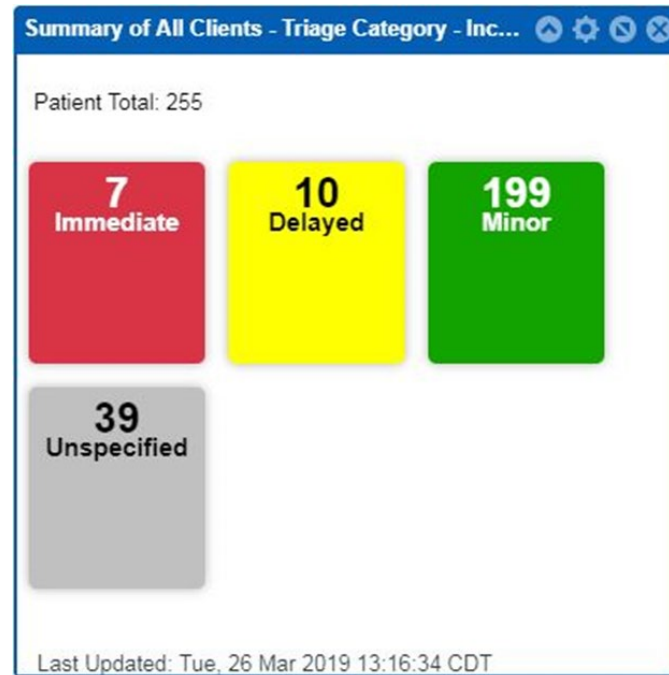
Santa Fe School Shooting May 2018

- 10 people killed (8 students/2 teachers)
- 13 others wounded
- 3rd deadliest school shooting in US
- Liaison sent to scene
 - Hospitals notified
 - Patient tracking initiated
 - Resources mobilized
- Dispatched regional ambus and strike teams
- MMU deployed for decedent collection



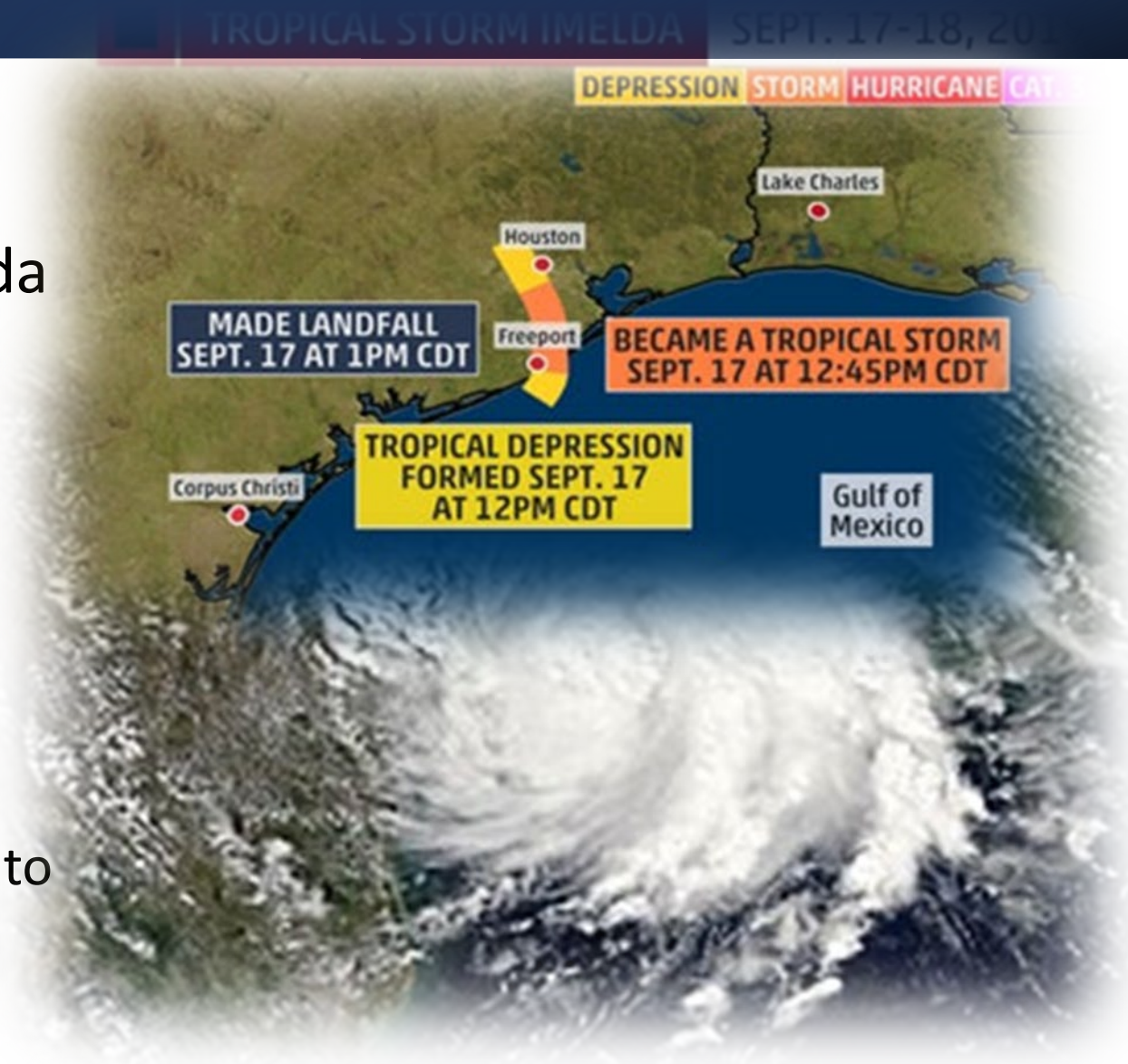
ITC Chemical Farm Fire March 2019

Responder Rehab
105 in 30 hrs



TS Imelda September 2019

- Formed off the Texas Coast 9/17 as tropical depression
- Within 60 mins upgraded to TS Imelda and made landfall
- Rainfall of up to 30 inches in 12 hrs.
- Highest totals 42 inches
- Missions:
 - 90 nursing home residents
 - 30 discharged patients
 - Delivery of blood products and oxygen to hospitals
 - Transfer 4 patients via USCG for HLC



COVID-19 State Mission Assignment

- Data Collection and Analysis
- PPE Distribution
- Increase Surge Capacity
- Facilitate Load Balancing
- Assist Partners as Needed

GENERAL MESSAGE (ICS 213)

1. Incident Name: 20-0003 nCoV 2020	STAR #: 00-74506
2. To (Name and Position): Darrell Pile-CEO, SETRAC	
3. From (Name and Position): SMOC Director, Chris Medina	
4. Subject: EXTENSION Catastrophic Medical Operations Center (CMOC)–SETRAC	
5. Date: 08/24/2020	
6. Time: 1700 HRS	
7. Message: <u>SITUATION:</u> The Texas response to COVID-19 is expanding and will integrate the HPP Medical Operations Centers (MOC) across the state. The MOC's activities will include coordination of resources, to include PPE, information sharing, and distribution of guidance and priorities as they are developed and identified. The situation is constantly changing and the MOCs will provide a valuable medical coordination and support role in Texas throughout this response. <u>MISSION:</u> Activate the Catastrophic Medical Operations Center (CMOC)–SETRAC to support COVID-19 response, as well as the receipt, secure storage, distribution, tracking, and reporting of SNS PPE to HPP Healthcare Coalition partners; and to coordinate with all appropriate partners.	



COVID Related Census

[Executive Summary](#)[GA-32 Calculation](#)[COVID Tracker](#)[Hospital Census](#)[General Bed Usage](#)[ICU Bed Usage](#)[Vent Usage](#)

TSA

County

3/19/2020

2/23/2021

All

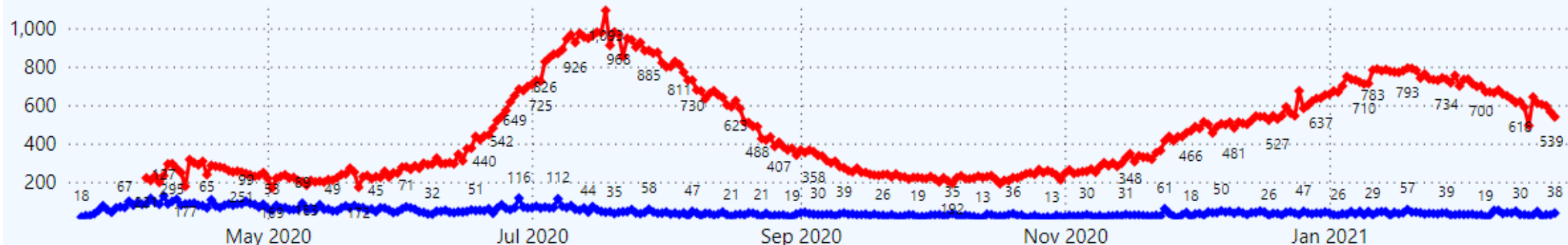


All



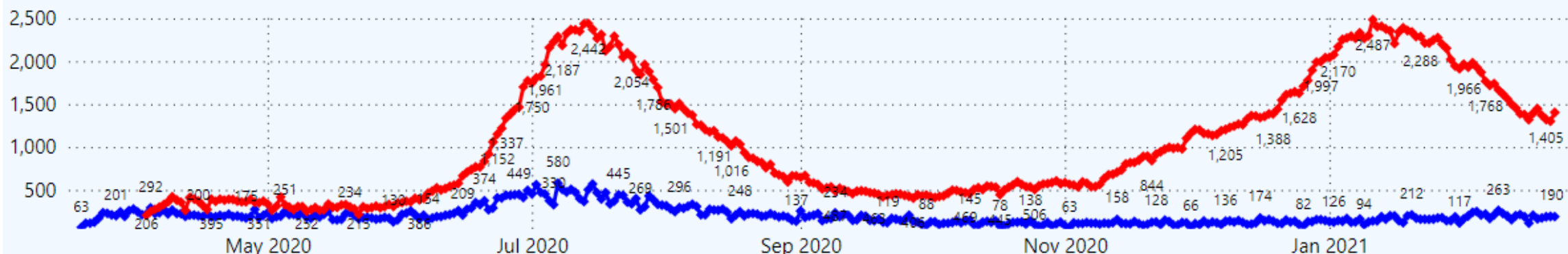
Suspected/Confirmed COVID Cases in ICU Beds

◆ Suspected COVID in ICU ◆ Confirmed COVID in ICU



Suspected/Confirmed COVID Cases in General/Isolation Beds

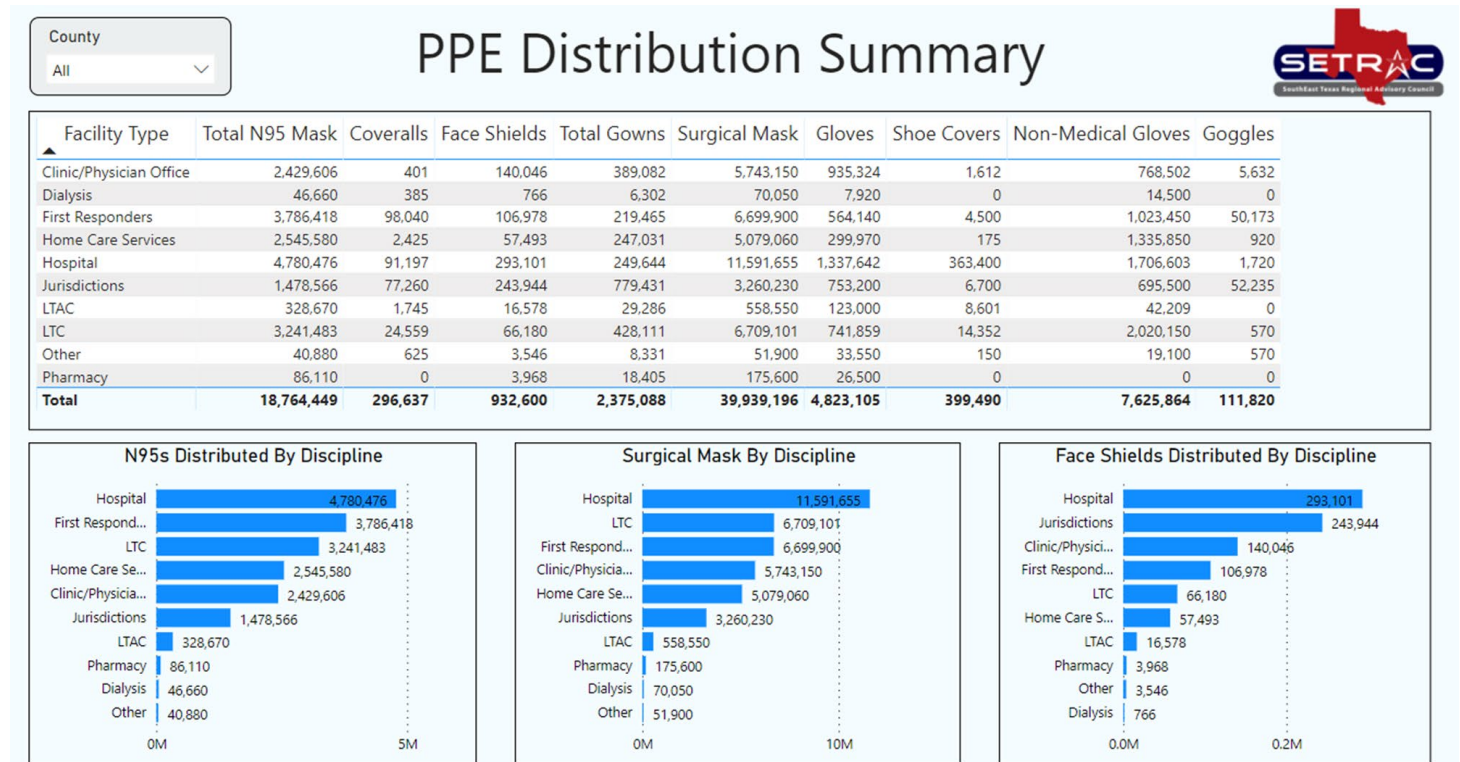
◆ Suspected COVID in Gen/Iso ◆ Confirmed COVID in Gen/Iso



** This graph represents Total Hospital Census. In both graphs the green line "Total Hospital census" represents the total number of people in the hospital for that day. The blue line, represents total suspected COVID patients for that day. A suspected COVID patient is defined as a person who meets the criteria of COVID but has not yet received testing or test results. The red line "Confirmed COVID Cases" represents the number of Lab Confirmed patients currently General/Isolation Beds or ICU Beds. All COVID related questions represent the day(midnight to 11:59pm).

Warehouse Operations/Resource Requests

- 187 Hospitals
- 500 EMS Agencies
- 25 Counties, 1 Jurisdiction, 1 Tribal Nation
- 741 Home Health Agencies
- 714 Nursing Homes and LTAC
- 2600 Physician, Clinic, Dentist



Hurricane Laura and COVID - 2020



Pre-Landfall Actions

- Situational awareness conference calls
- Identification of East Texas facilities at risk
- PPE Storm Caches
- CMOC activated
- Ford Park and Texas City Staging established
- 109 Nursing/Long Term Care homes evacuated

George Floyd Protest and COVID - 2020



10,000+ Protesters

CMOC Activated

Tac-Medics embedded with HPD

>200 arrests



Texas ETN - Admin



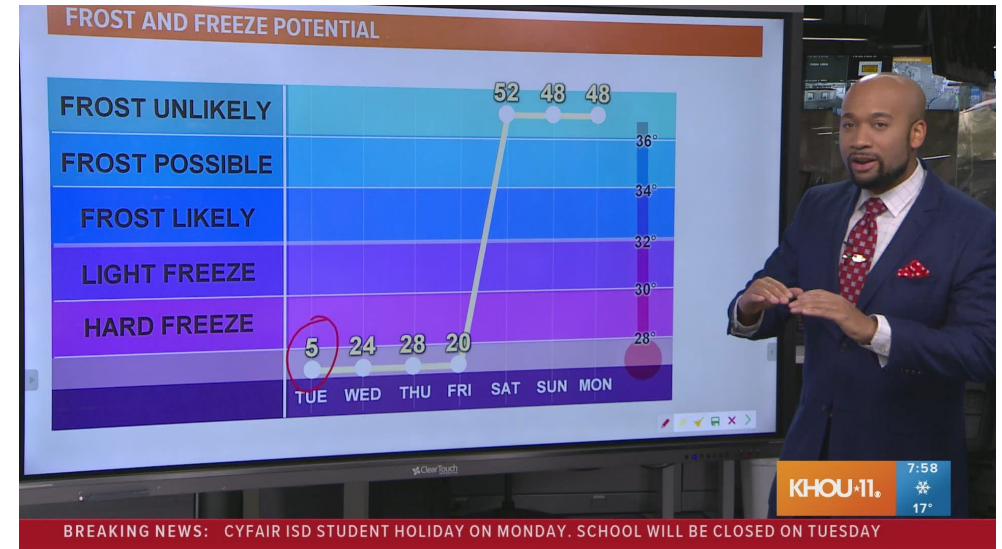
CMOC Mission Task

Total Patients
1087# of Patients Discharged
1# of Patients Deceased
1# of Patients Returned to Original
Location
366# of Patients Remaining at
Destination
4

Request #	Originator Date/Time Requested	Patient Pick-Up Location	Patient Destination Information	Notes	Patient Information	Priority	Assigned To Date/Time	Time Due	Status	
R-306434	Position: CMOC Transportation Name: Lori Upton Date/Time Requested: 09/08/2020 14:45:16 Call Sign 7480NA will be there between 0900-1000	Pick-Up Information Metropolitan Hospital - San Antonio Pt: Martha Armstrong POC: Charlie - 210-885- 2222	Destination Information Private Residence 124 11111111 - Jasper Niece: Dan - 408-684-5889		1	Medium - next 2 to 6 hours	Assigned To CMOC ASM Date/Time Assigned 09/08/2020 14:52	Time Due 09/08/2020 20:45:00	In Progress	Details Delete
R-292519	Position: CMOC Transportation Name: Lori Upton Date/Time Requested: 09/08/2020 13:50:04	Pick-Up Information Las Colinas - Room 301 9738 WestOver Hill - San Antonio Pt: Catherine Hinson	Destination Information Private Residence 221 11111111 - Orange Brenda Quible (daughter) 409 473-0000		1	Low - next 6 to 12 hours	Assigned To CMOC ASM Date/Time Assigned 09/08/2020 13:52	Time Due 09/09/2020 01:49:00	In Progress	Details Delete

Winter Storm Uri - 2021

- CMOC activated
- Hospitals on Internal Disaster: 44
- Hospital psi dropping
- DPMU deployed
- Oxygen Strike Team established
- Water tankers and distribution established
- Dialysis Centers support



Coldest recorded temperature: 13 degrees on 2/16

Longest stretch of freezing temperatures: 44 hours
(7:00pm Sunday to 2:00 p.m. Tuesday)

Number of consecutive days 45 degrees or less: 8

Power outages: About 4.3 million

Texas counties with affected public water systems: 159 of 254

Source: KHOU - 11

Travis Scott – Astroworld 2021

- RCV-Q on scene
- Officials estimated about 50,000 people were attending when crowds began to “compress toward the front of the stage”
- MCI called and CMOC activated
- 2 Liaisons to the scene – Victim Services
- 25 people were taken by ambulance to local hospitals. Of those, five were younger than 18
- 8 people were killed
- All patients tracked at the hospitals



Hurricane Beryl 2024





COORDINATION

- Medical Coordination
- Daily Conference Calls
- Oxygen Delivery to Home bound
- Mission Tasks for LTC welfare Checks
- Coordinated Transfer to Medical Shelter

Additional Assistance:

- Dialysis Center status
- Nursing Home evacuation
- Deployed generators and cooling units to Assisted Living Centers & Hospitals






CMOC/ EMTF

- 9-1-1 Support
- Hospital surge support mission to assist in wall times
- 92 agencies from across Texas

Hill Country Flooding - 2025

- 1 Mist in the SOC
- 1 Mist operating as EMTF Liaison in the TDEM IMT at Kerrville
- 1 MIST operating as part of the EMTF Command team
- 2 Ambulance Staging Management Team Members
- 1 Task Force Leader
- 3 Mist for Ambulance Strike teams
- 3 Ambulance Strike Team Leaders
- 12 Ambulances
- 2 Ambuses
- 1 TMORT



Fundamentals of a High Functioning Response Coalition

“A state of mindful attention among a group of actors that evolves from common training, intense communication, and a distinct culture derived from shared experience....”

“Developing these auto-adaptive systems... depend fundamentally on their access to timely, valid information and their ability to engage in information search, exchange, absorption, and adaptation.”

Louise Comfort

Professor of Public and International Affairs
Director, Center for Disaster Management
University of Pittsburgh

“Auto-adaptive systems”



Questions and Contact Information

Lori Upton
CEO/Executive Director
Southeast Texas Regional
Advisory Council

Lori.Upton@setrac.org

281-793-7659