Delayed Trauma Transfer Ranking Survey Analysis

Survey Methodology & Statewide Participation

- This survey was distributed to RAC Executive Directors, who coordinated directly with regional trauma subject matter experts to rank the primary reasons for severe trauma transfer delays within their hospitals. While ranking reflects expert assessment, these evaluations are informed by operational experience and review of regional trauma data. All delay reasons included in the survey were derived from the State's Severe Trauma Transfer Delay dataset.

- 304 of 337 hospitals completed the survey (**90% statewide response rate**).
  - **14 RACs had a 100% response rate**
  - **6 RACs had above 80% response rate**
  - 1 moderate size RAC had a 60% response rate
  - 1 small RAC had a 50% response rate

TETAF
TEXAS EMS TRAUMA & ACUTE CARE FOUNDATION

Reason	Facility Geographic Classification Type		State Ranking
	Rural	Urban	
Delayed transfer transport	1	2	1
Delayed transfer decision time	2	1	2
Complex life-saving interventions required	5	3	3
Delayed image reads	3	7	4
Delayed transfer acceptance	4	6	5
EMERGENT time-sensitive transfer needs not identified	8	4	6
URGENT time-sensitive transfer needs not identified	9	5	7
Accepting facility requested additional workup	7	8	8
Weather prohibited transport	6	10	9
Accepted but waiting on bed availability	10		10
Images requested for emergent life-saving transfers		9	

* Not in top 10 ranking

Top 10 Transfer Delay Reasons:

State Geographic Comparison of Delayed Trauma Transfer Drivers

- The top two causes of delayed trauma transfers are consistent statewide: transport delays and delayed transfer decision time.
- Urban facilities rank time-sensitive identification issues higher than Rural facilities.
- Rural facilities rank imaging and weather-related barriers more highly.
- Strong agreement in top-tier barriers suggests system-level process constraints rather than geography-driven issues.

Frequency of Top 5 Delay Reason (Statewide Comparison)

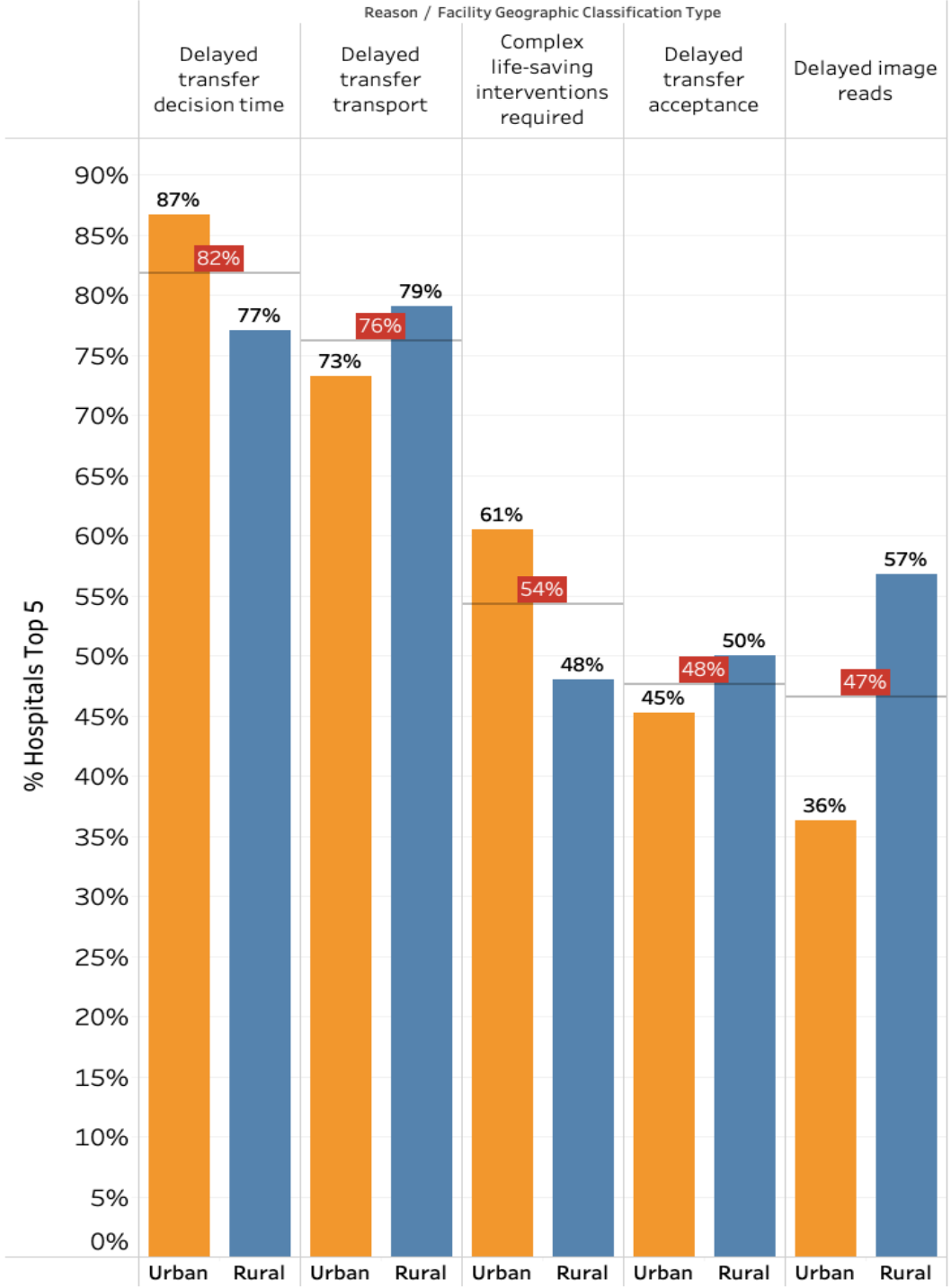

- Delayed transfer decision time appear to be the most universal pressure point in the transfer process.
- Delayed Transfer Decision Time is Ranked in the Top 5 by 82% of Hospitals Statewide
- Delayed Image Reads show a notable Rural burden (57% vs 36% Urban)

Facility Geographic Classification Type

- Urban
- Rural
- State Percentage

TETAF

TEXAS EMS TRAUMA & ACUTE CARE FOUNDATION

Transfer Barriers with Greatest Rural-Urban Disparity

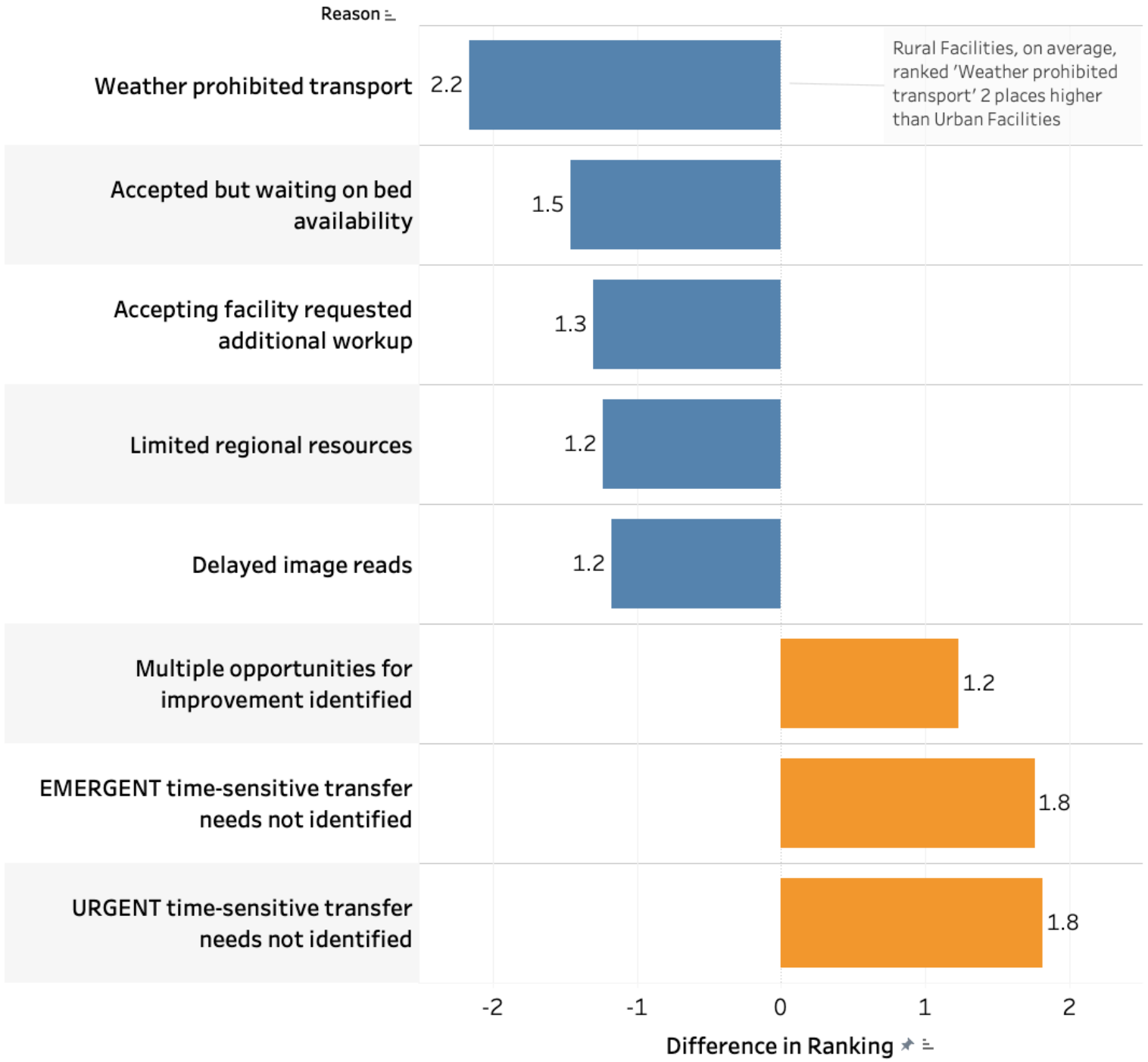

- Rural disparities are primarily driven by environmental and resource constraints.
- Urban disparities are primarily driven by time-sensitive need identification.
- Geographic variation is most pronounced in mid-tier rankings rather than top-tier drivers.

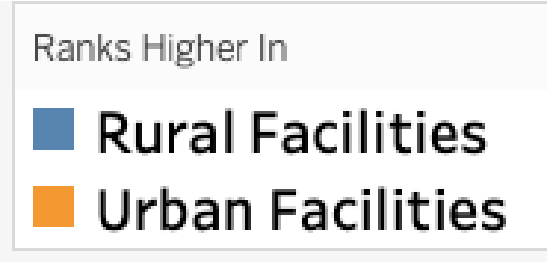

RAC

Delayed Trauma Transfer Ranking: RAC Analysis

Geo Type
- Rural
- Urban

Top 10 Reasons by Geographic Classification Type
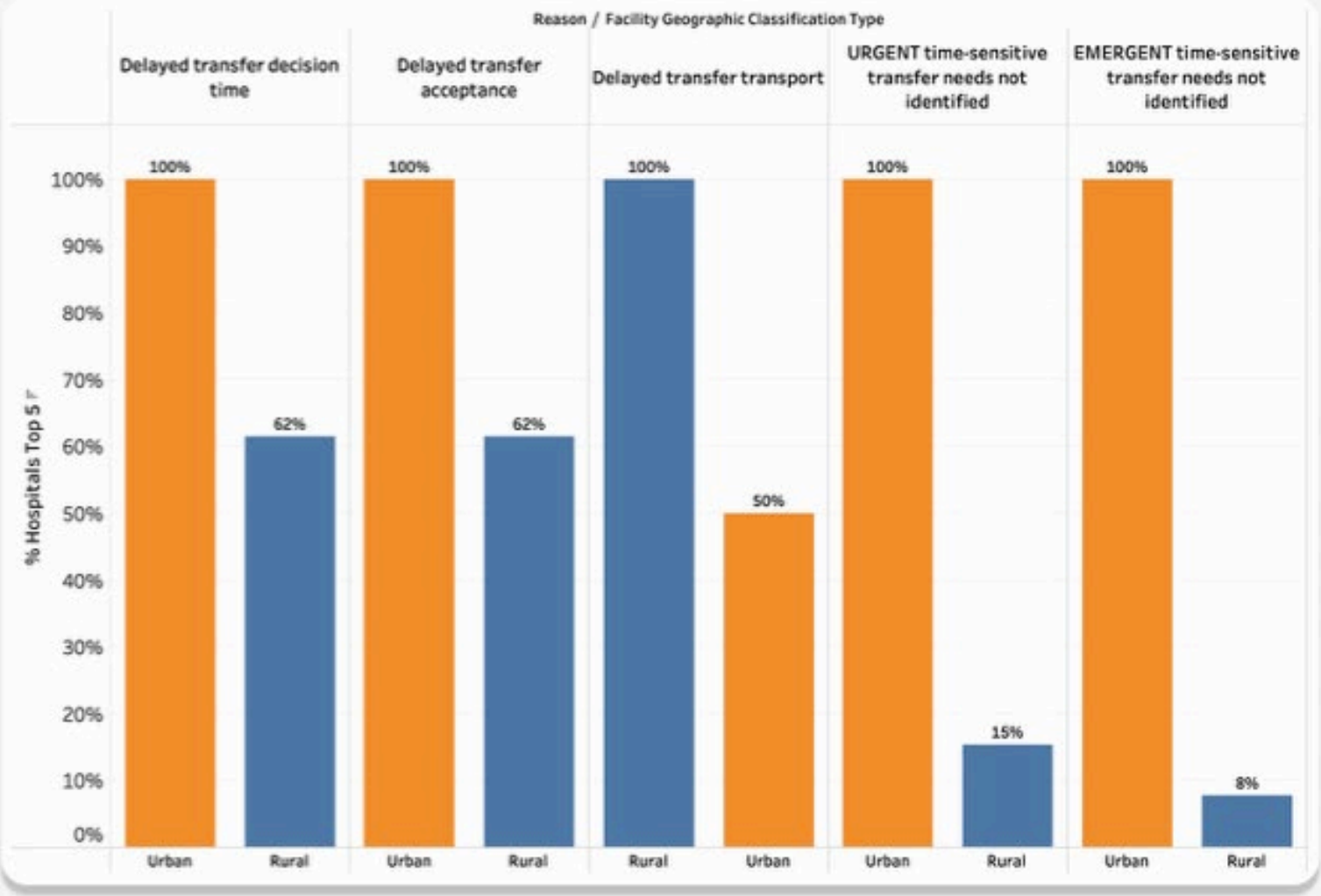
Reason	Facility Geographic Classification Type: Rural	Facility Geographic Classification Type: Urban
Delayed transfer transport	1	6
Delayed transfer acceptance	2	2
Weather prohibited transport	3	
Delayed transfer decision time	4	1
Delayed image reads	5	9
Complex life-saving interventions..	5	5
Accepting facility requested addit..	7	8
Limited regional resources	8	
Images requested for emergent li..	9	7
Accepted but waiting on bed avail..	10	
Patient cooperation		10
URGENT time-sensitive transfer n..		4
EMERGENT time-sensitive transf..		2