

# Certificate of Completion

Awarded to

For successfully completing the

## Texas Food Handler Training Program

*This certificate is valid throughout the State of Texas (TXDSHS #3).*

Certificate Verification Number  
Verify at [www.statefoodsafety.com/Verify](http://www.statefoodsafety.com/Verify)

Issue Date (valid for 2 years)

Certificate Holder Birth Date






Bryan Chapman, CCFS, CP-FS  
CEO, StateFoodSafety

This program prepares the learner  
to be a responsible food handler.


StateFoodSafety   
Food Safety Training & Certification™

711 Timpanogos Parkway, Bldg M, Suite 3100  
Orem UT, 84097

711 Timpanogos Parkway, Bldg M, Suite 3100  
Orem UT, 84097



Bryan Chapman, CCFS, CP-FS  
CEO, StateFoodSafety



The holder of this food handler card has successfully completed  
the Texas Food Handler Training Program.  
This program is ANSI ASTM E2659 accredited.

---


**StateFoodSafety Food Handlers Card**  
*This food handler card is valid throughout the State of Texas (TXDSHS #3)*

Issued to: \_\_\_\_\_

Date of Birth: \_\_\_\_\_

Completion Date: \_\_\_\_\_  
Valid for 2 years

Verification Number: \_\_\_\_\_  
Employer: Verify card at [www.statefoodsafety.com/Verify](http://www.statefoodsafety.com/Verify)

StateFoodSafety   
Food Safety Training & Certification™

Cut here.

Fold here.

### Congratulations!

You have successfully completed the Texas  
Food Handler Training Program.

### What Now?

1. Detach the certificate, above, and give it to your supervisor for their records.
2. Cut out your Food Handlers Card (left) and keep it in your wallet whenever you're working with food.
3. Save a digital copy of this certificate for your records.

### ¿Y ahora qué?

1. Separe la parte de arriba del certificado, y dáselo a su empleador para sus archivos.
2. Corte su tarjeta de manipulador de alimentos y manténgala en su cartera cuando trabaje con alimentos.
3. Guarde en sus archivos una copia digital de esta página.