

# Texas HIV Medication Program Update

**Rachel Sanor, LMSW, MBA**

Director

HIV Care and Medications Unit



**TEXAS**  
Health and Human  
Services

Texas Department of State  
Health Services

# Texas HIV Medication Program (THMP) Update

- Texas Insurance Assistance Program-PLUS (TIAP-PLUS)
- TakeChargeTexas (TCT)
- Projections and demographic information
- Application processing



Texas Department of State  
Health Services

# TIAP-PLUS



# TIAP-PLUS

- Insurance clients must be eligible for THMP
- THMP purchases marketplace and off-marketplace plans for eligible clients
- THMP pays premiums, medication copayments, and medication deductibles
- THMP will not pay for copayments or deductibles for **medical visits**



Texas Department of State  
Health Services

# Who is Eligible?

To qualify, applicants must complete a THMP eligibility application and submit:

- Proof of an HIV diagnosis
- Proof of Texas Residency
- Proof of income, which must be at or below 200 percent of the federal poverty level



Texas Department of State  
Health Services

## THMP FPL with Standard Deduction

Family Size	200% FPL*	Standard Deduction	Total Income	Effective FPL
1	\$31,300.00	\$12,403.00	\$43,703.00	279.25%
2	\$42,300.00	\$12,403.00	\$54,703.00	258.64%
3	\$53,300.00	\$12,403.00	\$65,703.00	246.54%
4	\$64,300.00	\$12,403.00	\$76,703.00	238.58%
5	\$75,300.00	\$12,403.00	\$87,703.00	232.94%
6	\$86,300.00	\$12,403.00	\$98,703.00	228.74%
7	\$97,300.00	\$12,403.00	\$109,703.00	225.49%
8	\$108,300.00	\$12,403.00	\$120,703.00	222.90%
9	\$119,300.00	\$12,403.00	\$131,703.00	220.79%

\*FPL data from: [aspe.hhs.gov/topics/poverty-economic-mobility/poverty-guidelines](https://aspe.hhs.gov/topics/poverty-economic-mobility/poverty-guidelines). Standard deduction effective: April 1, 2025, to March 31, 2026.

# Special Enrollment Periods (SEPs)

- Open enrollment was November 1, 2024 – January 15, 2025
- Throughout 2025, clients can enroll during SEPs
  - ▶ Low-income SEPs:
    - ◇ Be eligible for an advance premium tax credit based on the [normal eligible rules](#)
    - ◇ Have annual projected income between 100 % to 150% FPL
  - ▶ Qualifying event: changes to family status, income, residence, etc.
    - ◇ Visit [healthcare.gov/coverage-outside-open-enrollment/special-enrollment-period](https://healthcare.gov/coverage-outside-open-enrollment/special-enrollment-period) for more information
  - ▶ Visit [healthcare.gov/screener](https://healthcare.gov/screener) to see if your client qualifies for SEPs
- Clients in insurance plans who meet THMP eligibility can transfer to TIAP-PLUS



Texas Department of State  
Health Services

# TIAP-PLUS Enrollment Data

Week Ending	Agency Transfers	THMP Open Enrollments	Disenrollments	Total Open Enrollments	Agency Transfers	Special Enrollments	Disenrollments	Total Enrollments to date	Active Enrollments
11/1/2024-1/10/2025	107	370	0	477	0	0	0	477	477
1/17/2025	11	77	0	565	3	1	0	569	569
1/24/2025					11	0	11	580	569
1/31/2025					14	1	6	595	578
2/7/2025					14	3	3	612	592
2/14/2025					17	0	1	629	608
2/21/2025					12	0	5	641	615
2/28/2025					25	2	3	668	639
3/7/2025					20	2	2	690	659
3/14/2025					26	0	0	716	685
3/21/2025					11	0	4	727	692
3/28/2025					19	0	5	746	706
Total	118	447	0		172	9	40	746	706



Texas Department of State Health Services

# TIAP-PLUS: Disenrollments

Disenrollment Reasons	Total
Clinic does not take insurance plan	7
County Indigent Care Program will not work with health insurance	5
Client disenrolled after receiving medical bills they could not pay or other dissatisfaction with insurance	5
Client received other insurance and didn't want assistance from TIAP-PLUS	5
Issues with insurance companies (e.g., the companies claimed they did not receive payment on time)	5
Agency asked client to deactivate plan	4
THMP ran eligibility after enrollment to meet open enrollment deadline, and client was over income	3
Client is now employed and has access to insurance; client is transferred to TIAP	3
No longer met residency requirements	1
Client disenrolled from THMP altogether	1
Agency transfer, but the agency did not actually enroll the client in a health insurance plan	1
<b>Grand Total</b>	<b>40</b>



Texas Department of State  
Health Services



# TakeChargeTexas (TCT)



# TCT Applications Submitted Quarterly

## December 1, 2024–February 28, 2025

### Client Portal

- Total applications submitted through the client portal: 334
- Total THMP applications submitted: 301 (90%)
- Total applications submitted for both Care and THMP: 186 (57%)

### Agency Portal

- Total applications submitted through the agency portal: 19,432
- Total THMP applications submitted: 13,471 (69%)
- Total applications submitted for both Care and THMP: 8,459 (44%)

### THMP Clients

Total approved THMP applications: 6,038

### Pharmacy

Total order batches: 4,834

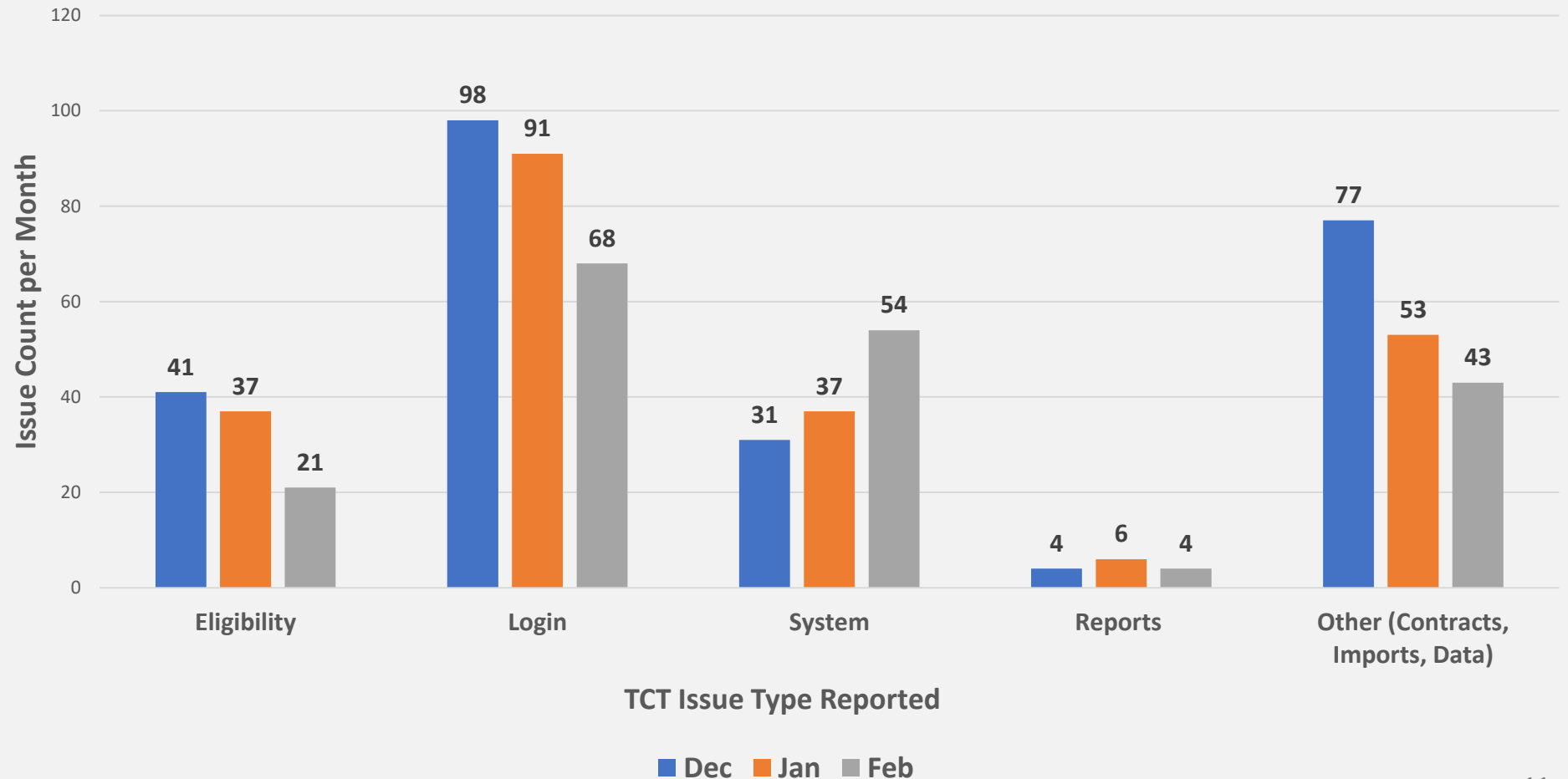
Total medication orders: 35,883



Texas Department of State  
Health Services

# Quarterly TCT Help Desk Issue Types

## December 1, 2024–February 28, 2025



Texas Department of State  
Health Services

# TCT Applications Submitted Annually

## March 1, 2024–February 28, 2025

### Client Portal

- Total applications submitted through the client portal: 1,254
- Total THMP applications submitted: 1,155 (92%)
- Total applications submitted for both Care and THMP: 728 (58%)

### Agency Portal

- Total applications submitted through the agency portal: 66,354
- Total THMP applications submitted: 47,697 (72%)
- Total applications submitted for both Care and THMP: 29,124 (44%)

### THMP Clients

Total approved THMP applications: 17,634

### Pharmacy

Total batches: 21,475

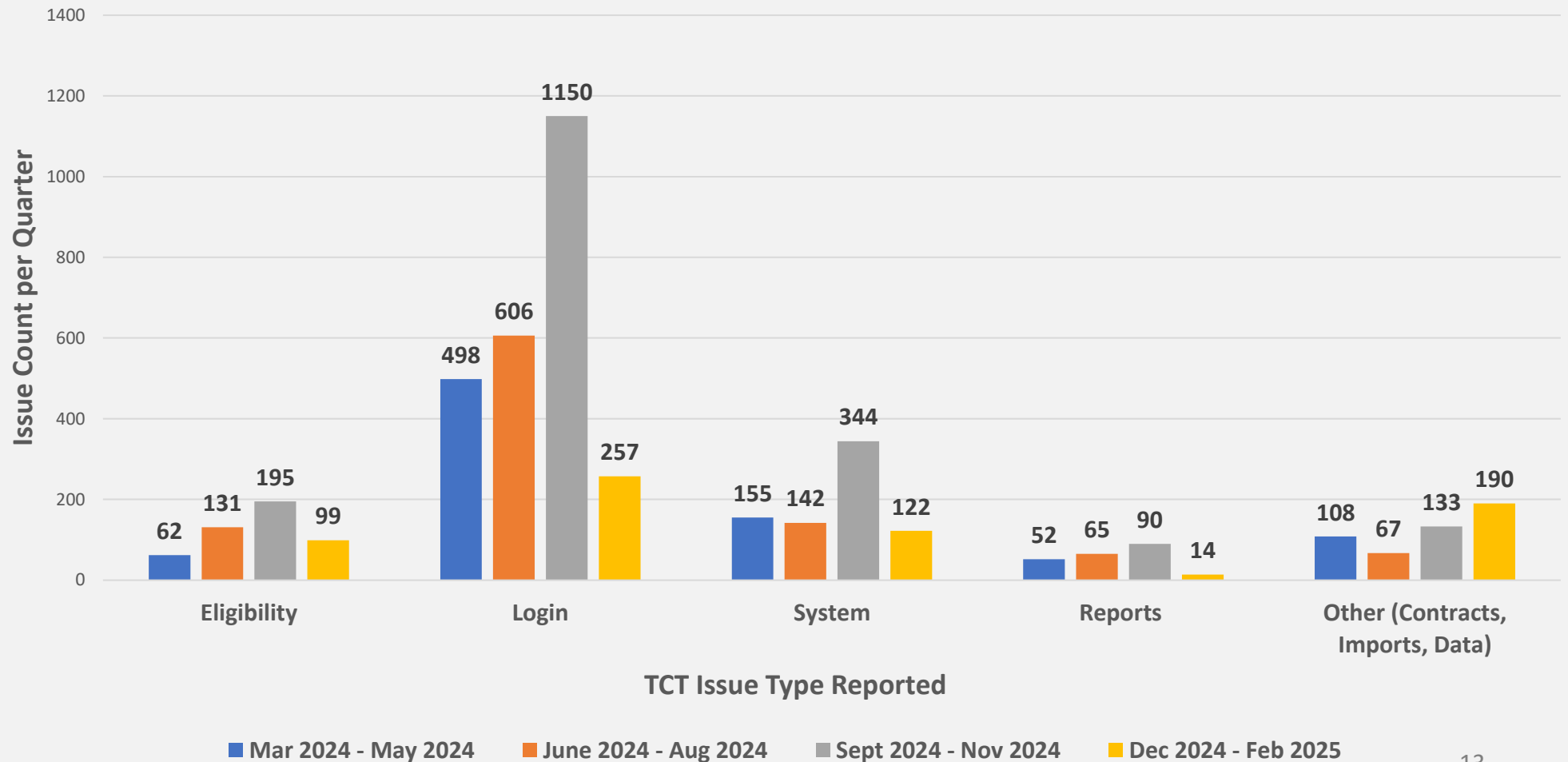
Total medication orders: 146,703



Texas Department of State  
Health Services

# Annual TCT Help Desk Issue Types

## March 1, 2024–February 28, 2025



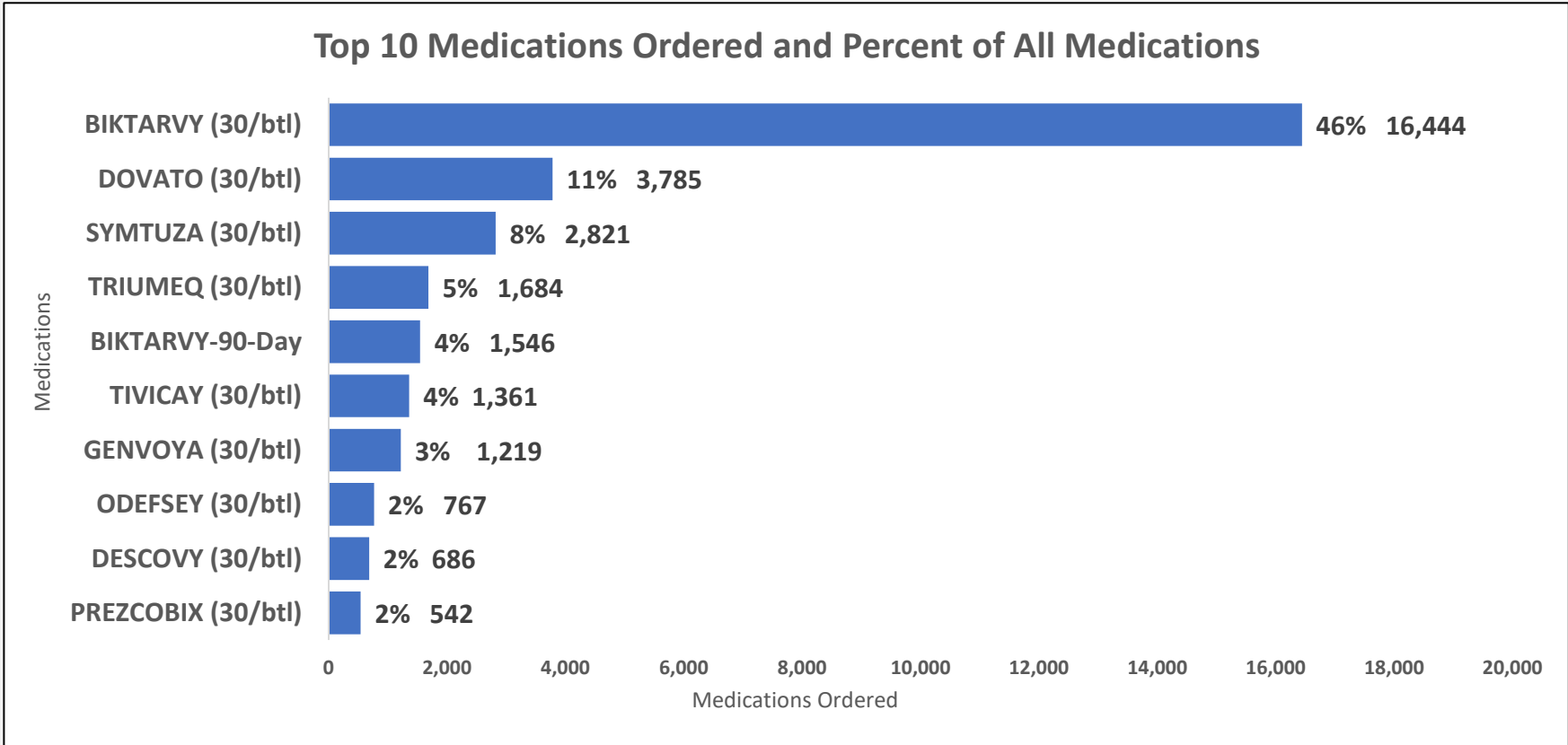
Texas Department of State  
Health Services

# Projections and Demographic Information



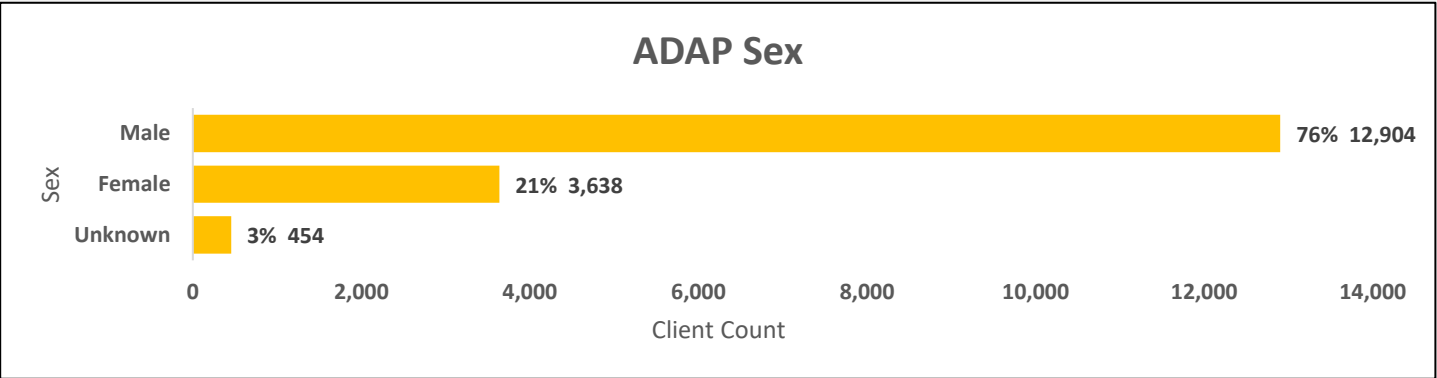
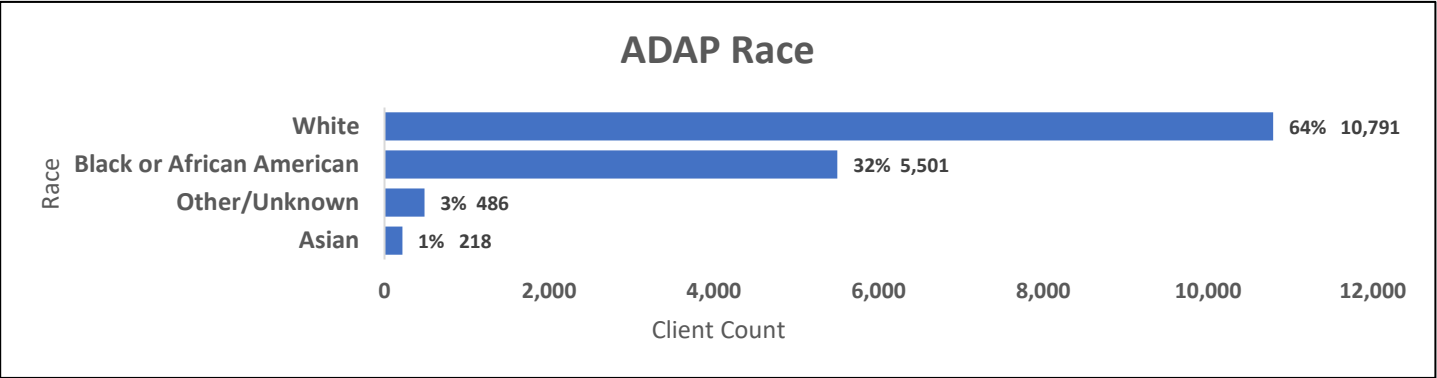

# THMP Medications: December 2024–February 2025

**Total Medications Ordered = 35,883**



# ADAP Demographics: December 2024–February 2025

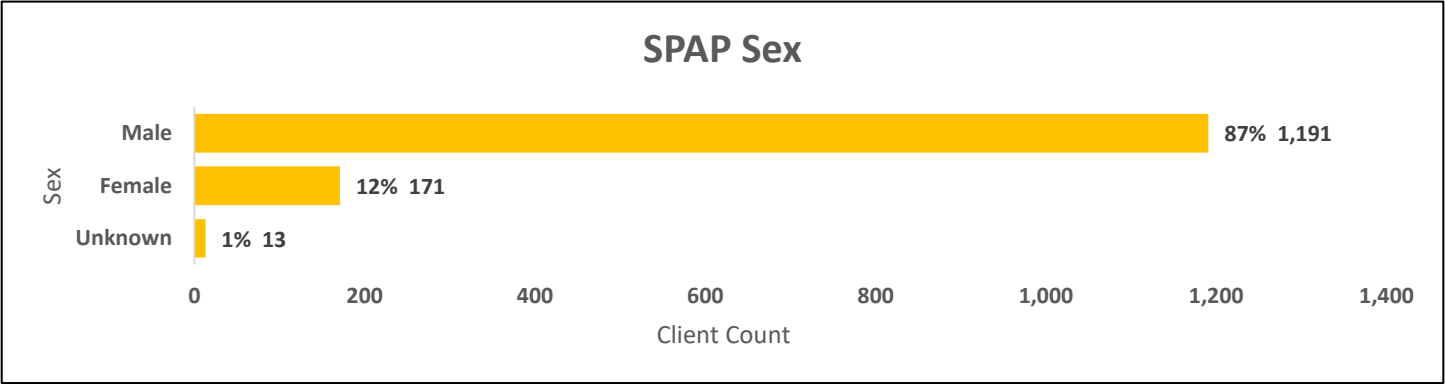
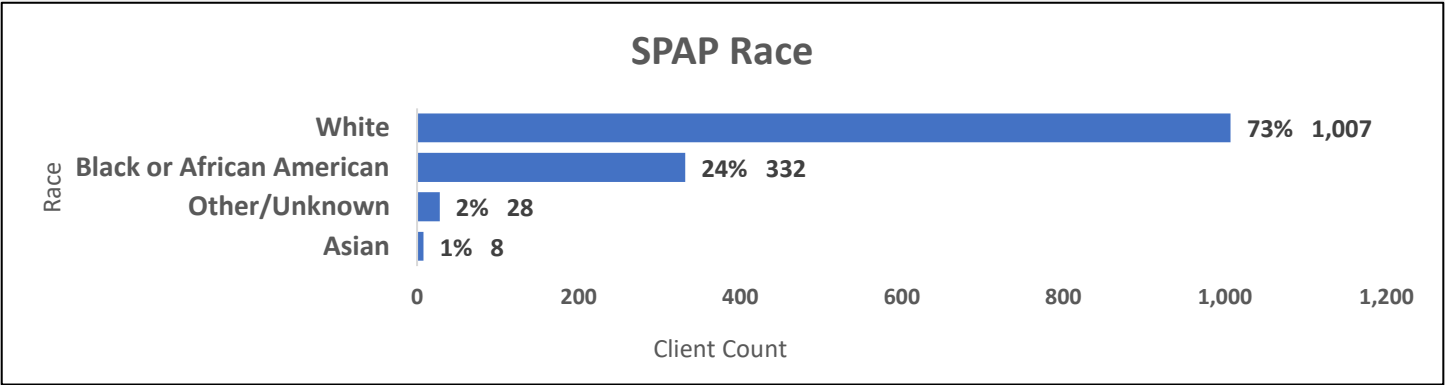
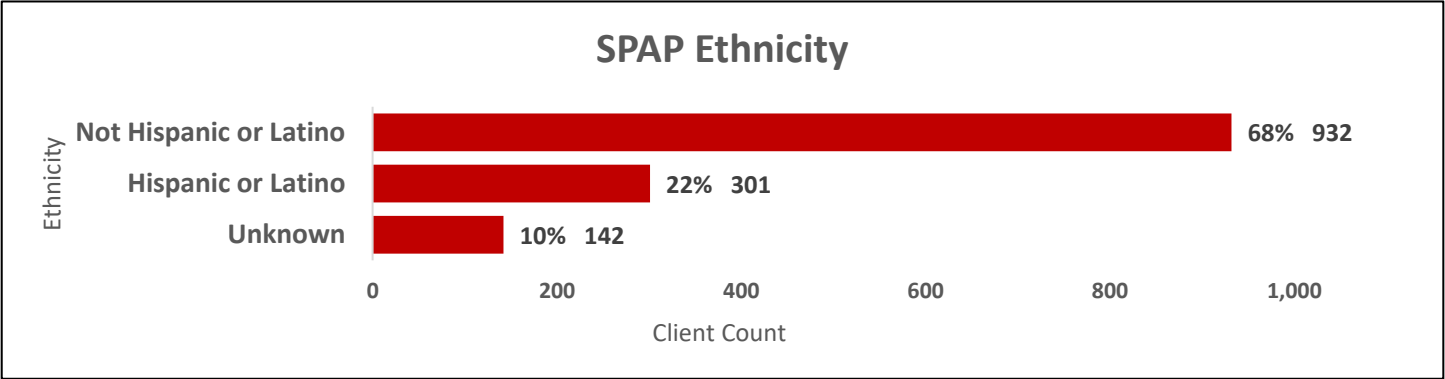
## Total Clients with Medications Filled = 16,996





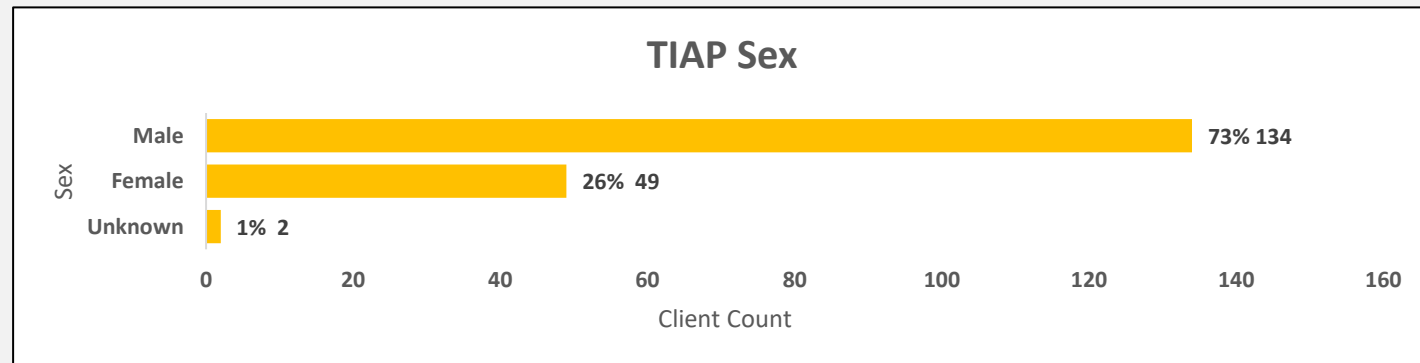
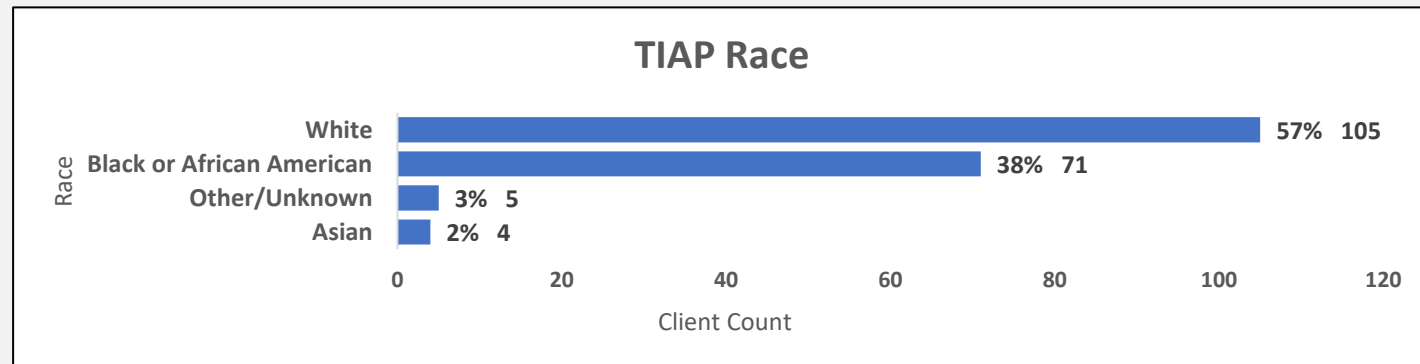
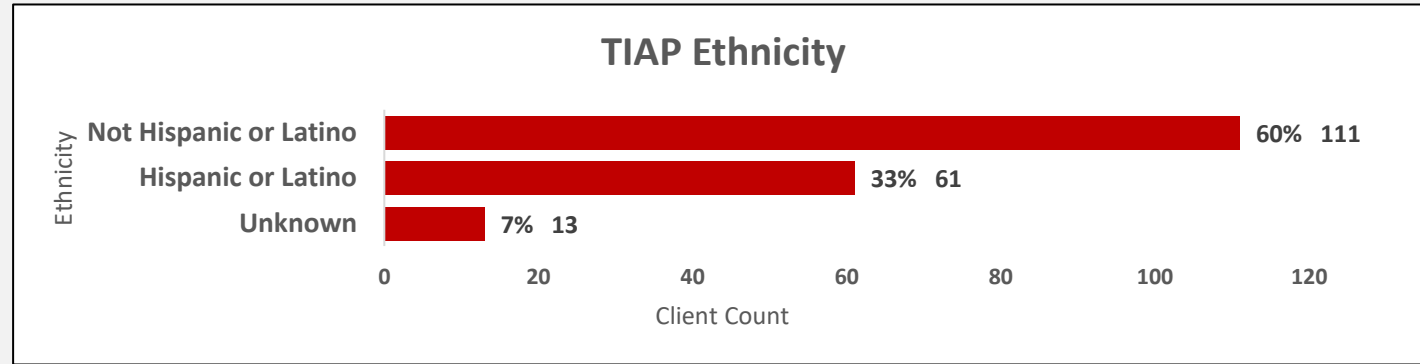
# SPAP Demographics: December 2024–February 2025

## Total Clients Served by SPAP = 1,375



# TIAP Demographics: December 2024–February 2025

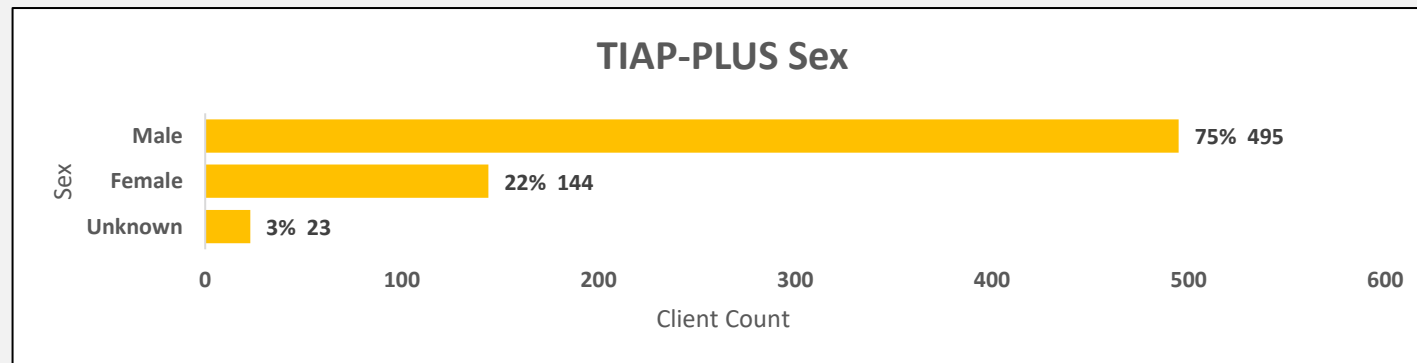
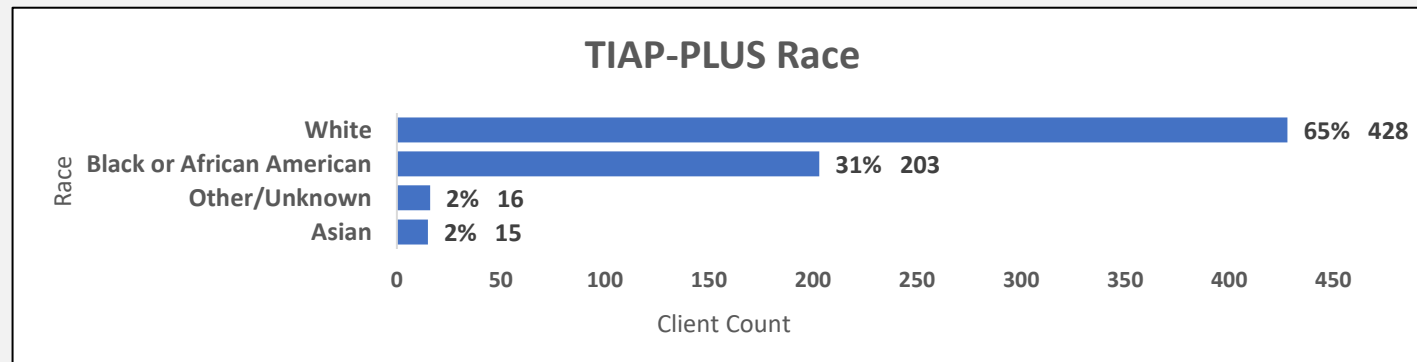
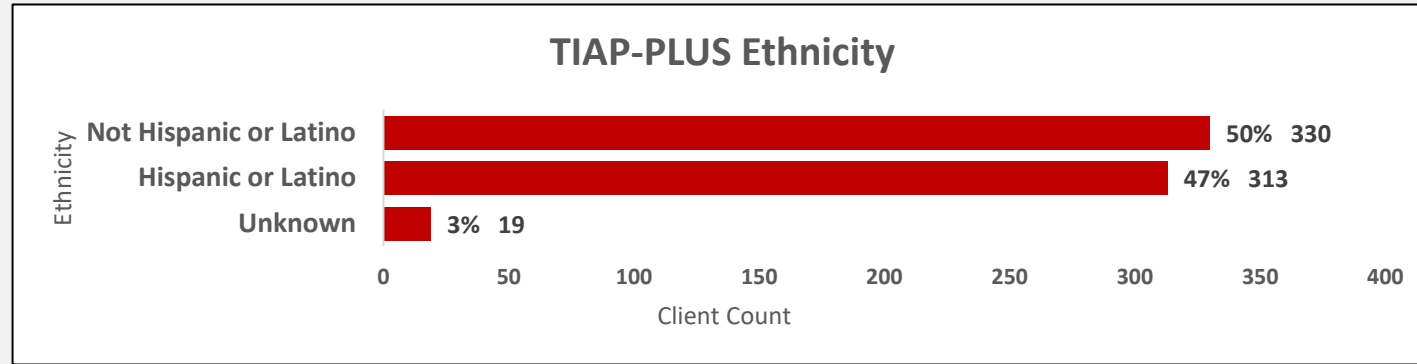
Total Clients Served by TIAP = 185



Texas Department of State  
Health Services

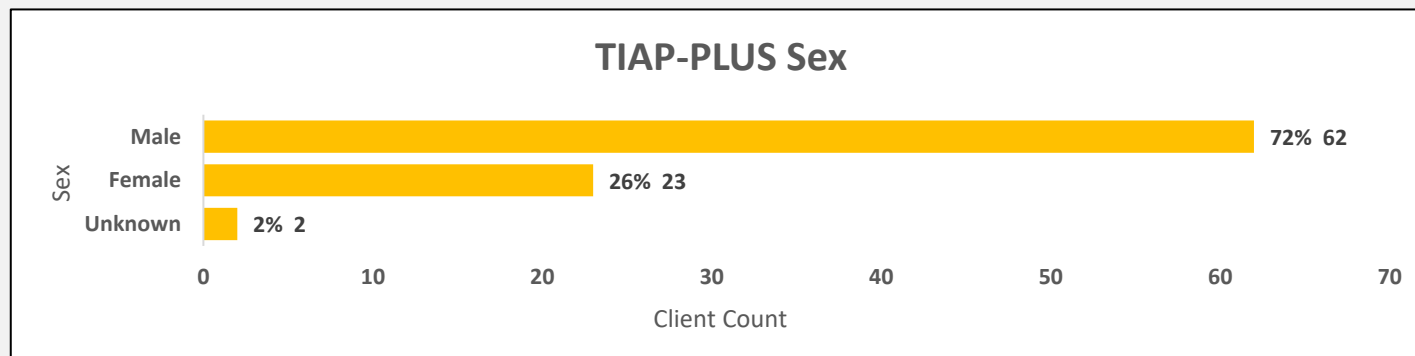
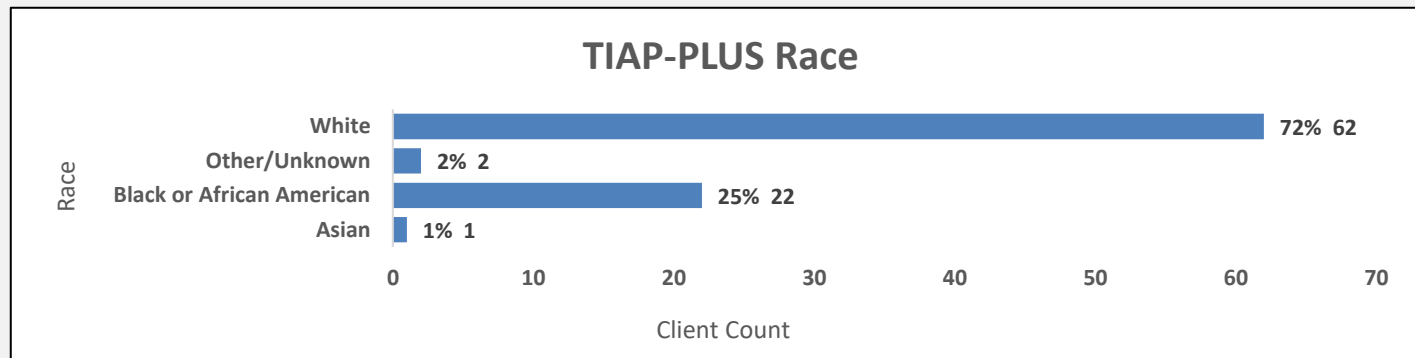
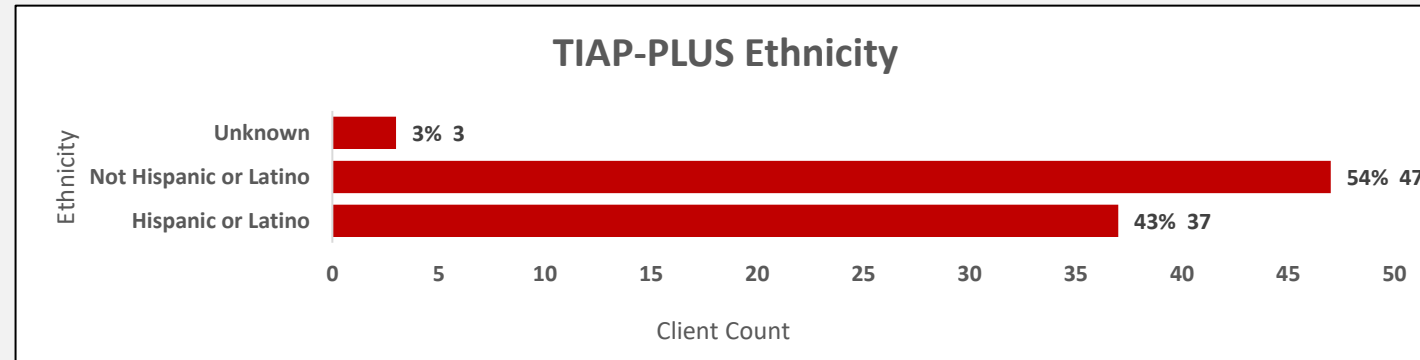
# TIAP-PLUS Demographics: December 2024–February 2025

## Total Clients Served by TIAP-PLUS = 662



# TIAP-PLUS Demographics: December 2024–February 2025

## Total Clients with Medications Filled = 87



## ADAP Data

### Total Clients, Average Cost of Client, and Total Cost Per Year \*

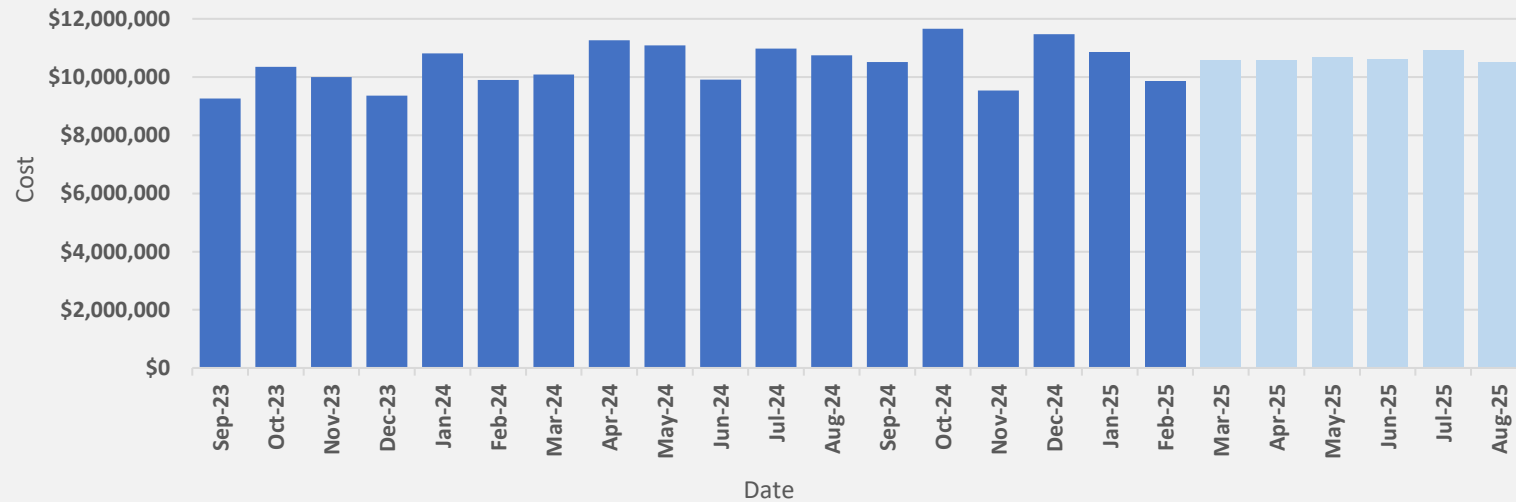
\* Data for 2025–2027 are Based on Projections

Fiscal Year	2023	2024	2025	2026	2027
<b>Total Clients</b>	18,195	20,943	20,894	21,103	21,103
<b>Average Monthly Cost Per Client</b>	\$442	\$493	\$509	\$516	\$531
<b>Total Cost per Year</b>	\$96,605,550	\$123,822,375	\$127,729,898	\$130,661,150	\$134,560,271

### Cost of Medications

Data for Mar 2025 and beyond are based on projections

Historical Costs  
Projected Costs



## SPAP Data

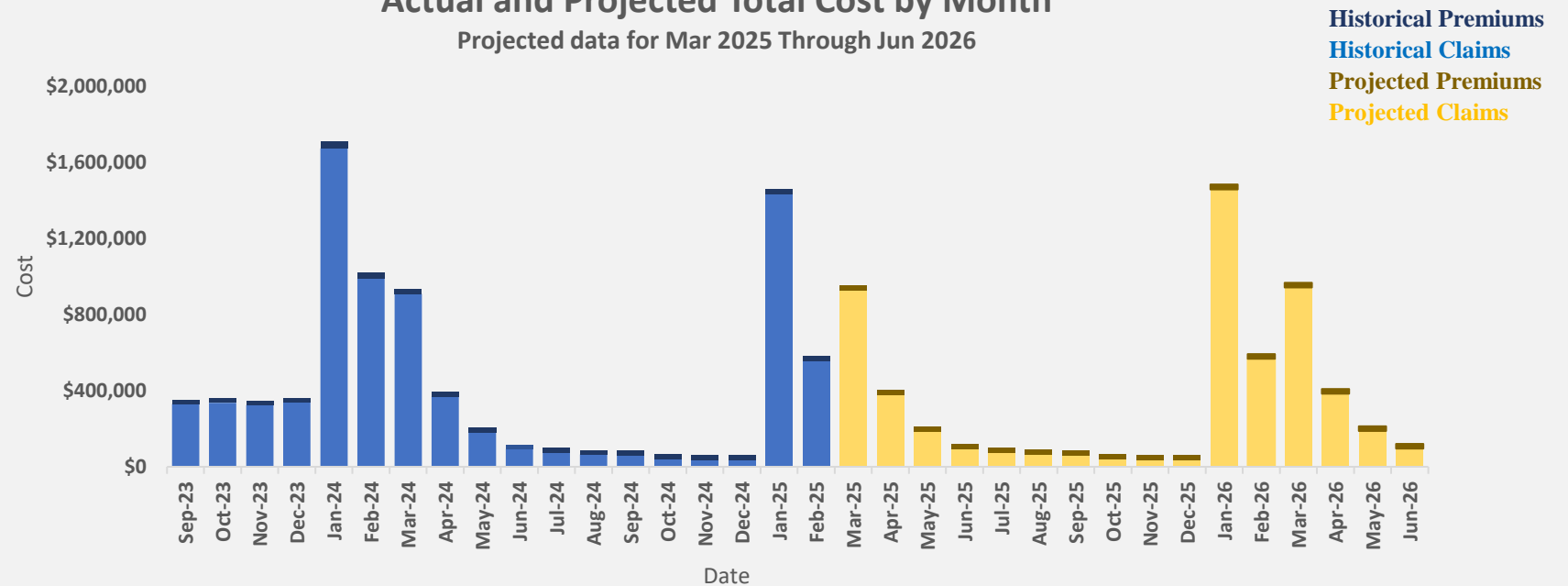
### Total Clients, Average Cost of Client, and Total Cost Per Year \*

\* Data for 2025–2027 are Based on Projections

Fiscal Year	2023	2024	2025	2026	2027
<b>Total Clients</b>	1,722	1,644	1,644	1,644	1,644
<b>Average Monthly Cost per Client</b>	\$378	\$303	\$212	\$215	\$219
<b>Total Cost per Year</b>	\$7,805,251	\$5,976,204	\$4,181,219	\$4,247,641	\$4,318,720

### Actual and Projected Total Cost by Month

Projected data for Mar 2025 Through Jun 2026



Texas Department of State Health Services



# TIAP Data

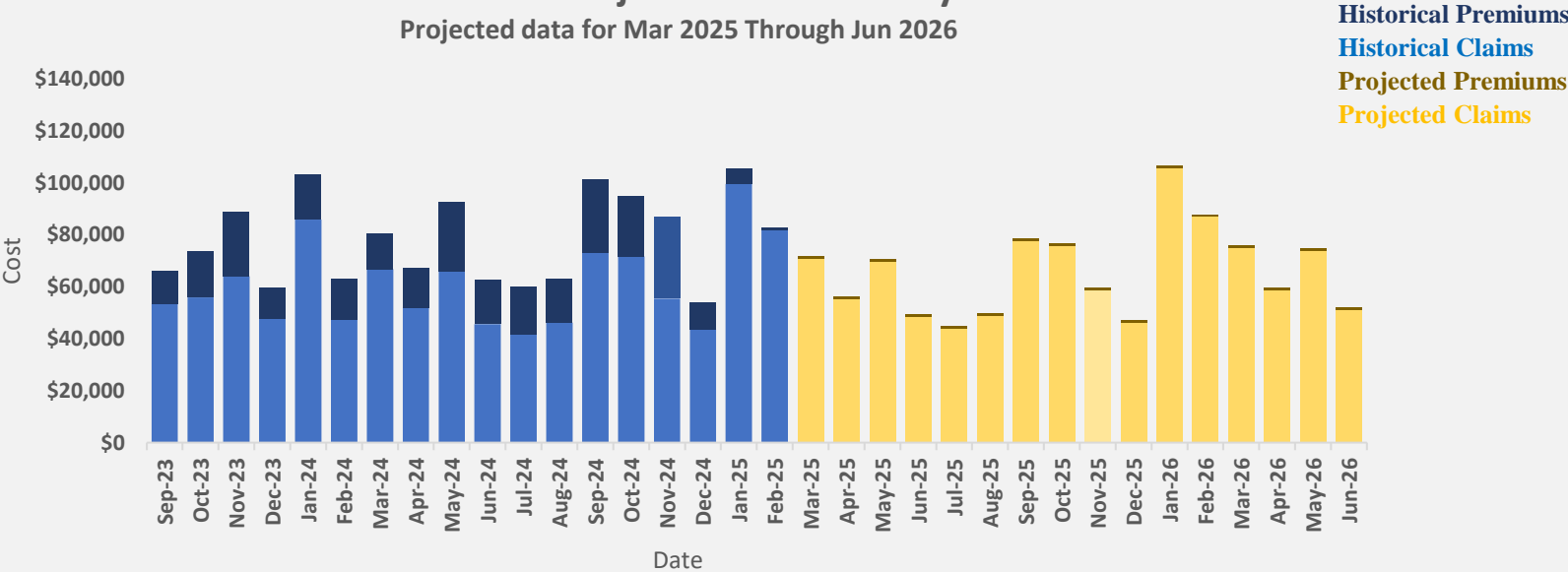
## Total Clients, Average Cost of Client, and Total Cost Per Year \*

\* Data for 2025–2027 are Based on Projections

Fiscal Year	2023	2024	2025	2026	2027
Total Clients	182	210	213	215	217
Average Monthly Cost per Client	\$325	\$349	\$340	\$318	\$333
Total Cost per Year	\$709,360	\$879,753	\$876,806	\$818,495	\$867,405

## TIAP Actual and Projected Total Cost by Month

Projected data for Mar 2025 Through Jun 2026



# Application Processing





# Application Processing Update

Application Type	New	Self-Attestation	Renewals
Processing on time?	✓	✓	✓
Backlogged Applications	0	0	0
Date Processing	3/24/2025	March Due Dates	March Due Dates
Target Processing Date	3/20/2025	March Due Dates	March Due Dates



Texas Department of State  
Health Services

Information as of April 2, 2025

# Thank you.

