



TEXAS
Health and Human
Services

**Texas Department of State
Health Services**

Texas HIV Medication Program Medication Advisory Committee Meeting

August 8, 2025

Agency Updates

Aelia Akhtar

Associate Deputy Commissioner

Infectious Disease Prevention Division



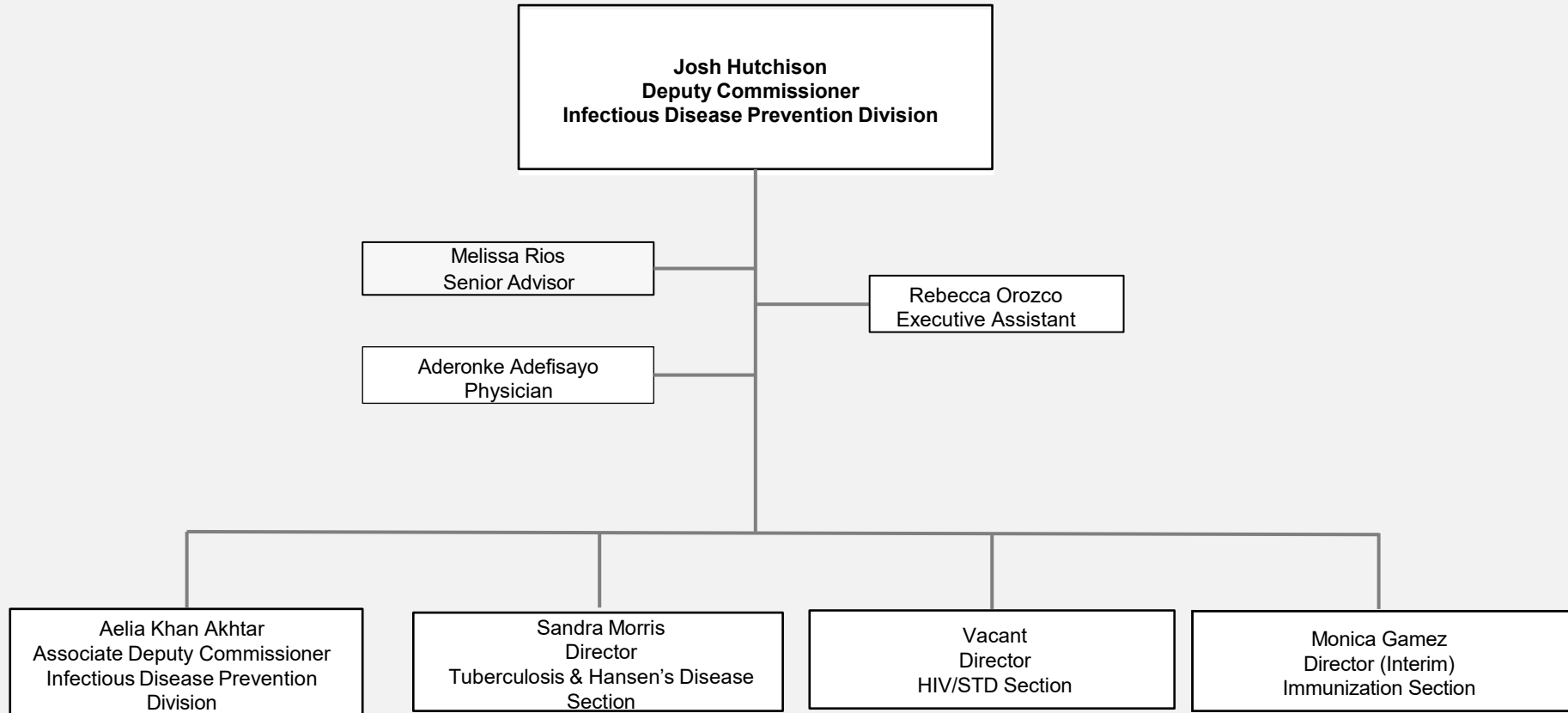
TEXAS
Health and Human
Services

Texas Department of State
Health Services

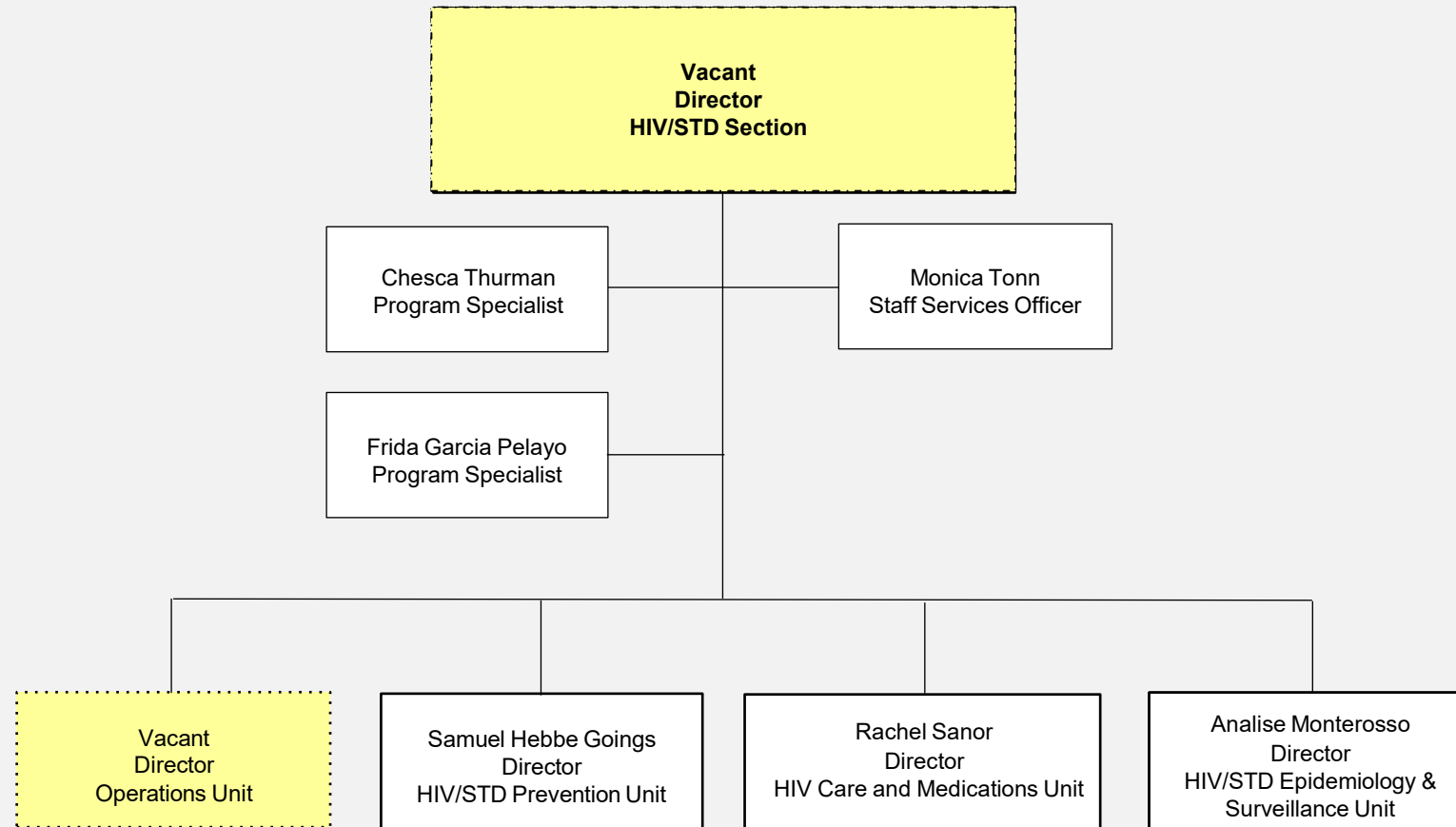
Organizational Chart



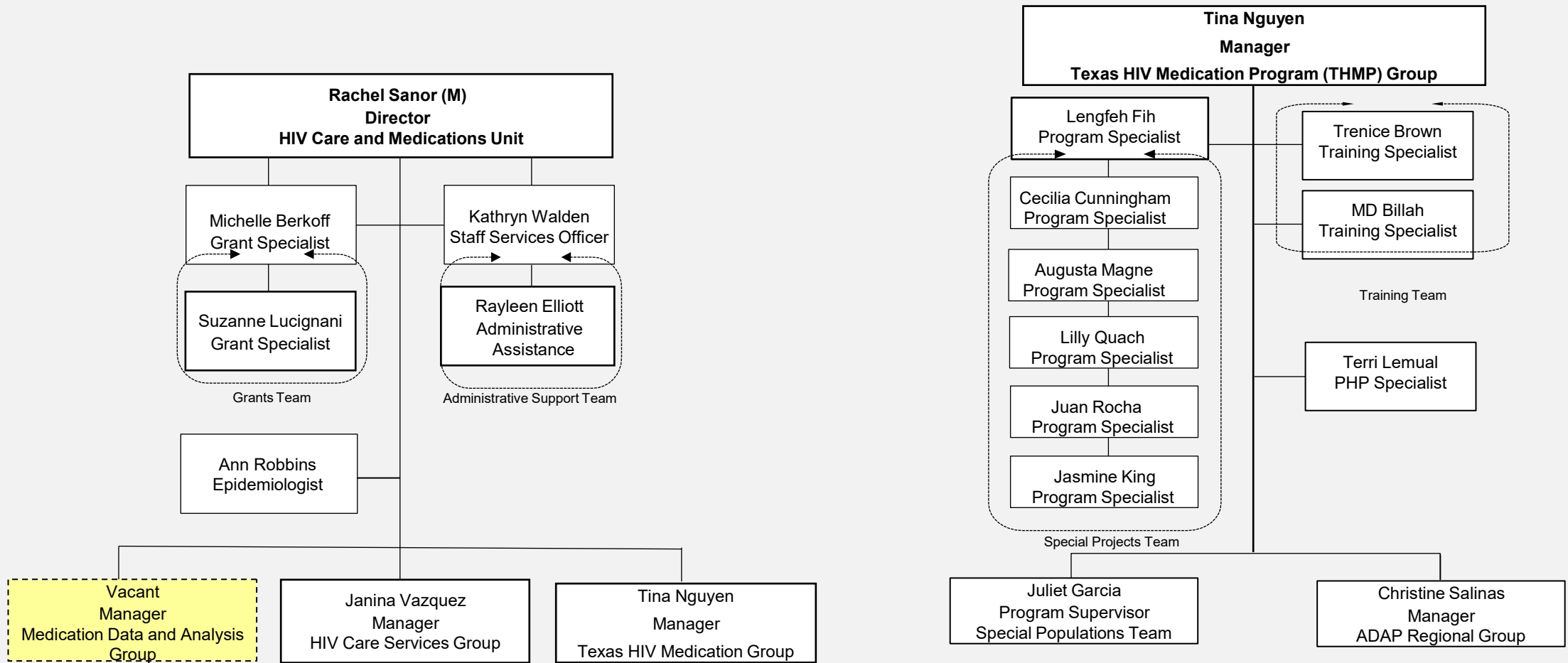
Infectious Disease Prevention



HIV/STD Section



HIV Care and Medications Unit



Legislative Updates

Josh Hutchison

Deputy Commissioner

Infectious Disease Prevention Division



TEXAS
Health and Human
Services

Texas Department of State
Health Services

General Appropriations Act

#	Title	Amount of Money Included in the Amendment (Biennial)	Program Updates
17	HIV Vendor Drug Rebates	\$0	All rebate revenue earned via the HIV Medication Program and deposited under the Comptroller's Revenue Object Code No. 3552, estimated to be \$ 3,993,952 in HIV Vendor Drug Rebates Account No. 8149 (Other Funds) each fiscal year of the biennium to administer the HIV/STD program in accordance with the applicable federal law.
31	HIV Injectable Treatment	\$ 600,000	Out of funds appropriated above in Strategy A.2.2, HIV/STD Prevention, the Department of State Health Services (DSHS) shall allocate \$300,000 in fiscal year 2026 and \$300,000 in fiscal year 2027 from the General Revenue Fund to pilot a program to provide HIV injectable treatment for up to 210 clients eligible for the Texas AIDS Drug Assistance Program (ADAP).
N/A	HIV Vendor Drug Rebate Funding Loss Replacement	\$2,000,000	General Revenue funds to replace funding from the loss of HIV Vendor Drug Rebates.

Budget Report

Josh Hutchison

Deputy Commissioner

Infectious Disease Prevention Division



TEXAS
Health and Human
Services

Texas Department of State
Health Services

THMP Financial Report

Budget Description	2024* Expended	2025* Budgeted	2025* Obligated	2025* Expended	2025* Remaining
General Revenue (GR)	\$244,775	\$5,037,484	\$5,037,485	\$5,037,485	\$0
GR Match/Maintenance of Effort	\$4,104,294	\$8,267,867	\$8,267,867	\$6,719,027	\$1,548,840
HIV Vendor Drug Rebates	\$23,873,713	\$10,547,484	\$10,547,479	\$9,542,557	\$1,004,922
Federal Care Grants	\$82,293,380	\$109,636,109	\$109,636,109	\$92,104,866	\$13,555,632
Program Income	\$165,164	\$506,106	\$506,106	\$0	\$506,106
Total All Funds	\$110,681,326	\$133,995,050	\$133,995,046	\$113,403,935	\$16,615,500

*State Fiscal Year: September 1–August 31.

Data as of July 23, 2025

Thank you.

