

Texas HIV Medication Program Update

Rachel Sanor, LMSW, MBA
Director, HIV Care and Medications Unit



TEXAS
Health and Human
Services

Texas Department of State
Health Services

Texas HIV Medication Program (THMP) Update

- Texas Insurance Assistance Program-PLUS (TIAP-PLUS)
- TakeChargeTexas (TCT)
- Projections and demographic information
- Application processing



Texas Department of State
Health Services

TIAP-PLUS

Information as of June 30, 2025



TIAP-PLUS Enrollment Data

Time Period	Agency Transfers	THMP Open Enrollments	Disenrollments	Total Enrollments	Agency Transfers	Special Enrollments	Disenrollments	Total Enrollments to Date	Active Enrollments
11/1/2024–1/10/2025	107	370	0	477	0	0	-0	477	477
1/17/2025	11	77	0	565	3	1	-0	569	569
1/24/25–1/31/2025					25	1	-17	595	578
2/1/2025–2/28/2025					68	5	-12	668	639
3/1/2025–3/28/2025					76	2	-11	746	706
4/1/2025–4/25/2025					59	3	-14	808	754
5/1/2025–5/27/2025					73	0	-11	881	816
6/6/2025–6/30/2025					109	0	-31	990	894
Total	118	447	0		413	12	-96	990	894



Texas Department of State Health Services

TIAP-PLUS: Disenrollments

Disenrollment Reasons	Total
Client received other insurance and did not want assistance from TIAP-PLUS.	18
THMP was not notified of premium increase, resulting in the updated payment not made by the required deadline in time. The client's plan terminated because of this.	16
Clinic does not take insurance plan.	11
Issue with insurance plan-they stated they did not receive payment on time.	11
Client transferred to another entitlement program or County Indigent Care Program.	11
Client disenrolled after receiving medical bills they could not pay or other dissatisfaction with insurance.	10
THMP ran eligibility after enrollment to meet open enrollment deadline. The client was over income.	5
Client disenrolled from THMP altogether.	5
Client is now employed and transferred to TIAP.	3
Client did not return call to re-enroll into a plan that their clinic accepts, binder payment returned.	2
Client no longer met residency requirements.	2
Agency transfer, but the agency did not enroll the client in a health insurance plan.	2
Grand Total	96



TIAP-PLUS Enrollment and Use

Month	Total Active Enrollees*	Unduplicated Participants with Medication Copayments**	Total Count of Medication Copayments**	Percent Participation***
January	252	30	77	11.90%
February	578	80	174	13.80%
March	639	109	169	17.10%
April	706	152	323	21.50%
May	754	167	361	22.15%
June	816	183	360	22.43%
<p>*Total active enrollees from the last calendar month are selected because they were eligible for refills the entire month. In January, clients enrolled as of December 16, 2024, are counted to represent those who enrolled during open enrollment with a plan start date of January 1, 2025, only.</p> <p>**M12 Patient Benefit Level Report with prescription fill dates.</p> <p>***Participation is defined as enrolled clients with at least one medication copayment made using Ramsell during the month.</p>				



Texas Department of State
Health Services

TIAP-PLUS Eligibility Recertification

- **August 31, 2025**, is the deadline for priority eligibility consideration.
 - ▶ If the client submits their complete application by the deadline, THMP will process it by the start of the Affordable Care Act (ACA) Open Enrollment Period (OEP) on November 1.
- **Methods of submission:**
 - ▶ TCT
 - ▶ Local agency
 - ▶ Mail



Texas Department of State
Health Services

Upcoming Open Enrollment Period (OEP)

- OEP: November 1, 2025 – January 15, 2026
- Marketplace rule changes effective August 25, 2025, examples include but are not limited to:
 - ▶ Elimination of the “Low-income Special Enrollment Period”
 - ▶ Reinstate the one-year failure to reconcile policy
 - ▶ Insurers can deny coverage to individuals who owe money for past-due premiums



Texas Department of State
Health Services

TakeChargeTexas (TCT)



TCT Applications Submitted Quarterly

March 1, 2025–May 31, 2025

Client Portal

- Total applications submitted through the client portal: 300
- Total THMP applications submitted: 273 (91%)
- Total applications submitted for both Care and THMP: 163 (54%)

Agency Portal

- Total applications submitted through the agency portal: 19,848
- Total THMP applications submitted: 13,996 (71%)
- Total applications submitted for both Care and THMP: 8,537 (43%)

THMP Clients

Total approved THMP applications: 11,832

Pharmacy

Total order batches: 5,364

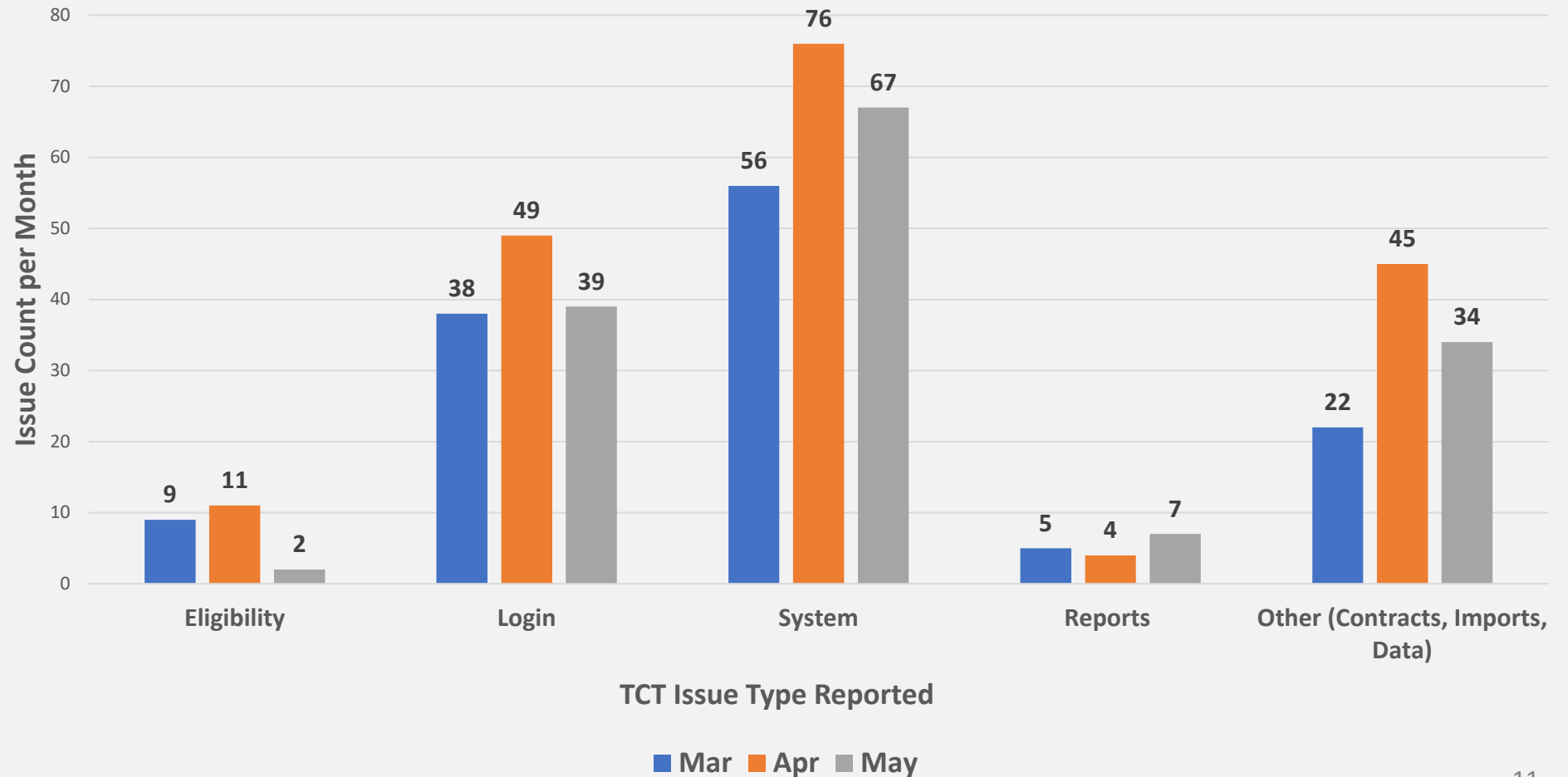
Total medication orders: 35,772



Texas Department of State
Health Services

Quarterly TCT Help Desk Issue Types

March 1, 2025–May 31, 2025



Texas Department of State
Health Services

TCT Applications Submitted Annually

June 1, 2024–May 31, 2025

Client Portal

- Total applications submitted through the client portal: 1,131
- Total THMP applications submitted: 1,041 (92%)
- Total applications submitted for both Care and THMP: 648 (57%)

Agency Portal

- Total applications submitted through the agency portal: 67,782
- Total THMP applications submitted: 48,279 (71%)
- Total applications submitted for both Care and THMP: 29,603 (44%)

THMP Clients

Total approved THMP applications: 18,543

Pharmacy

Total batches: 20,956

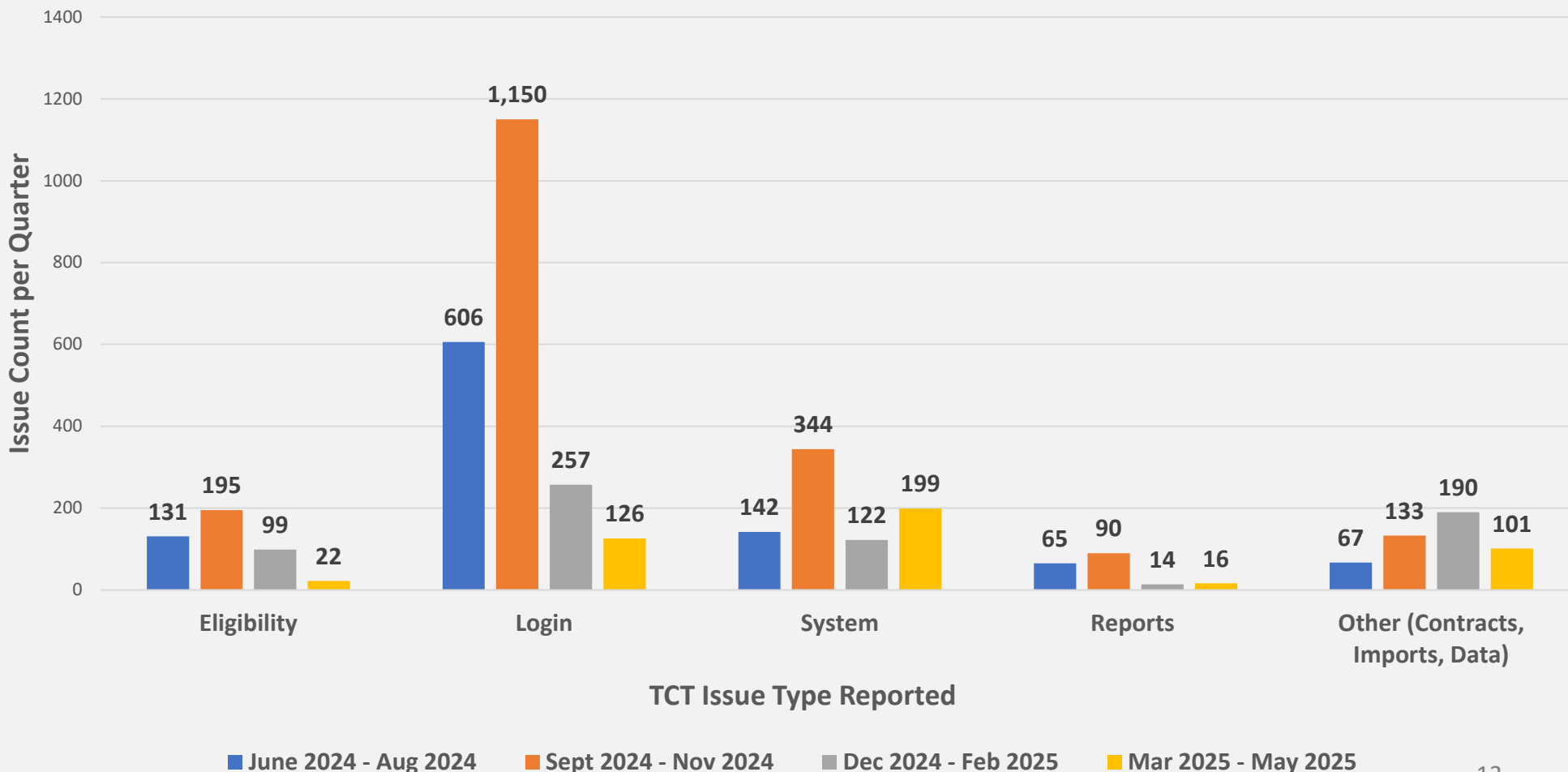
Total medication orders: 143,541



Texas Department of State
Health Services

Annual TCT Help Desk Issue Types

June 1, 2024–May 31, 2025

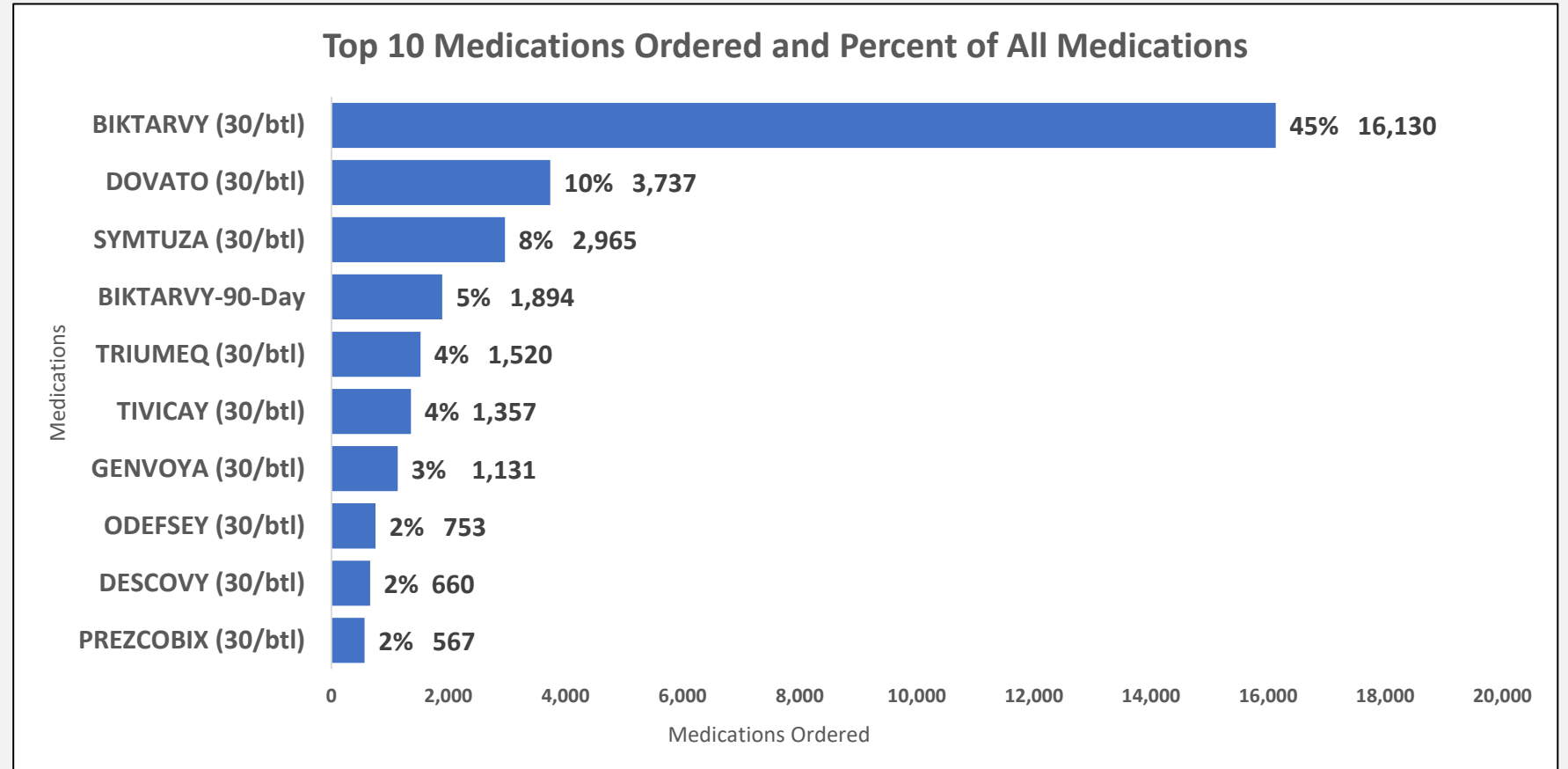


Projections and Demographic Information



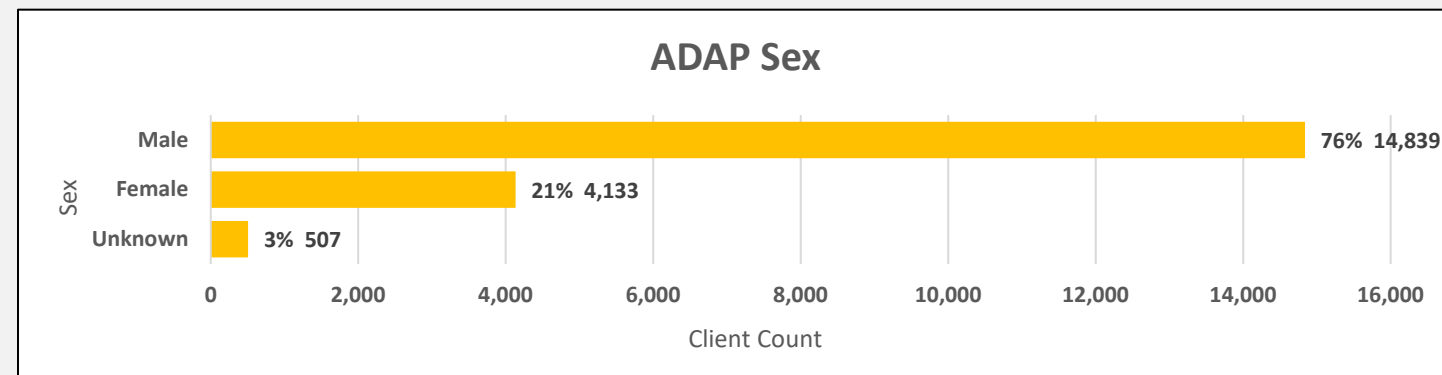
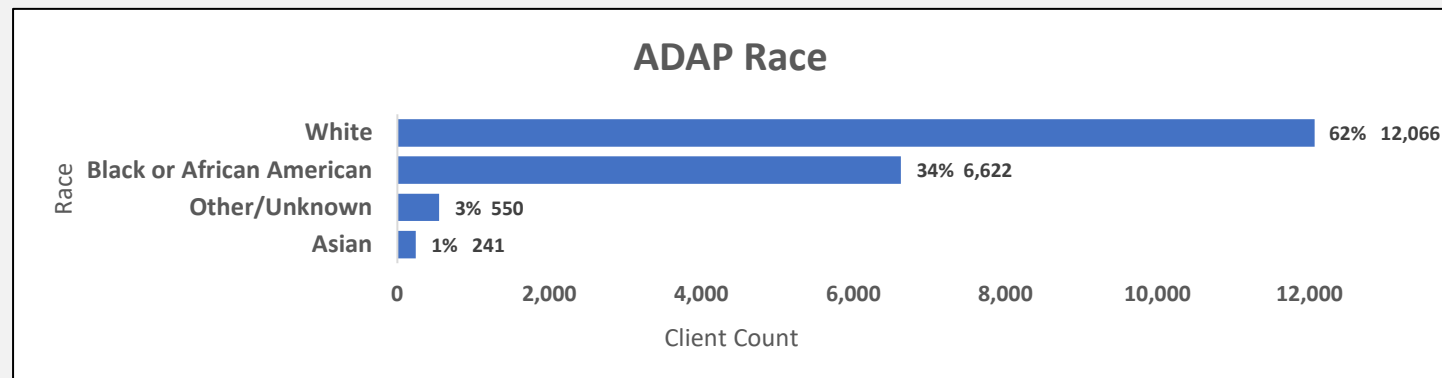
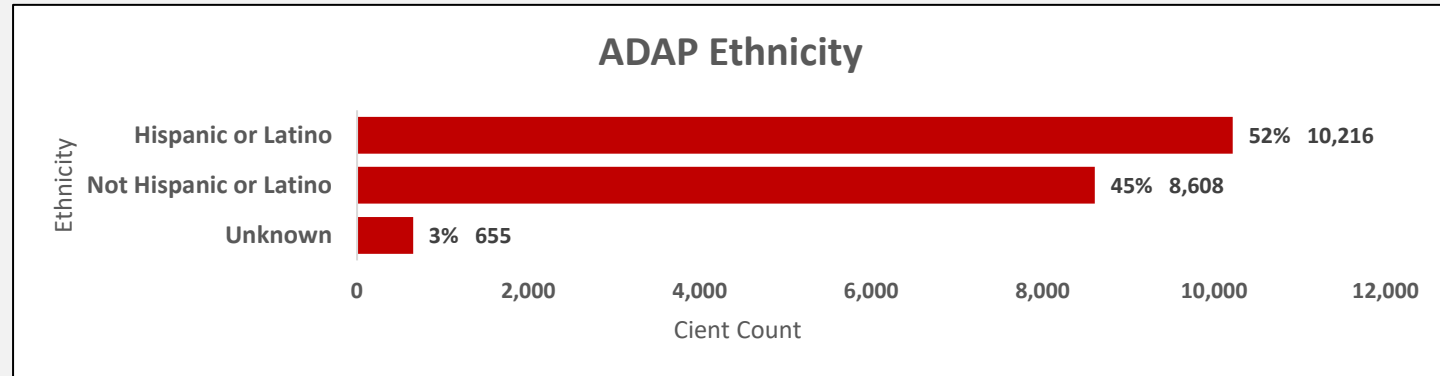
THMP Medications: March 2025–May 2025

Total Medications Ordered = 35,772



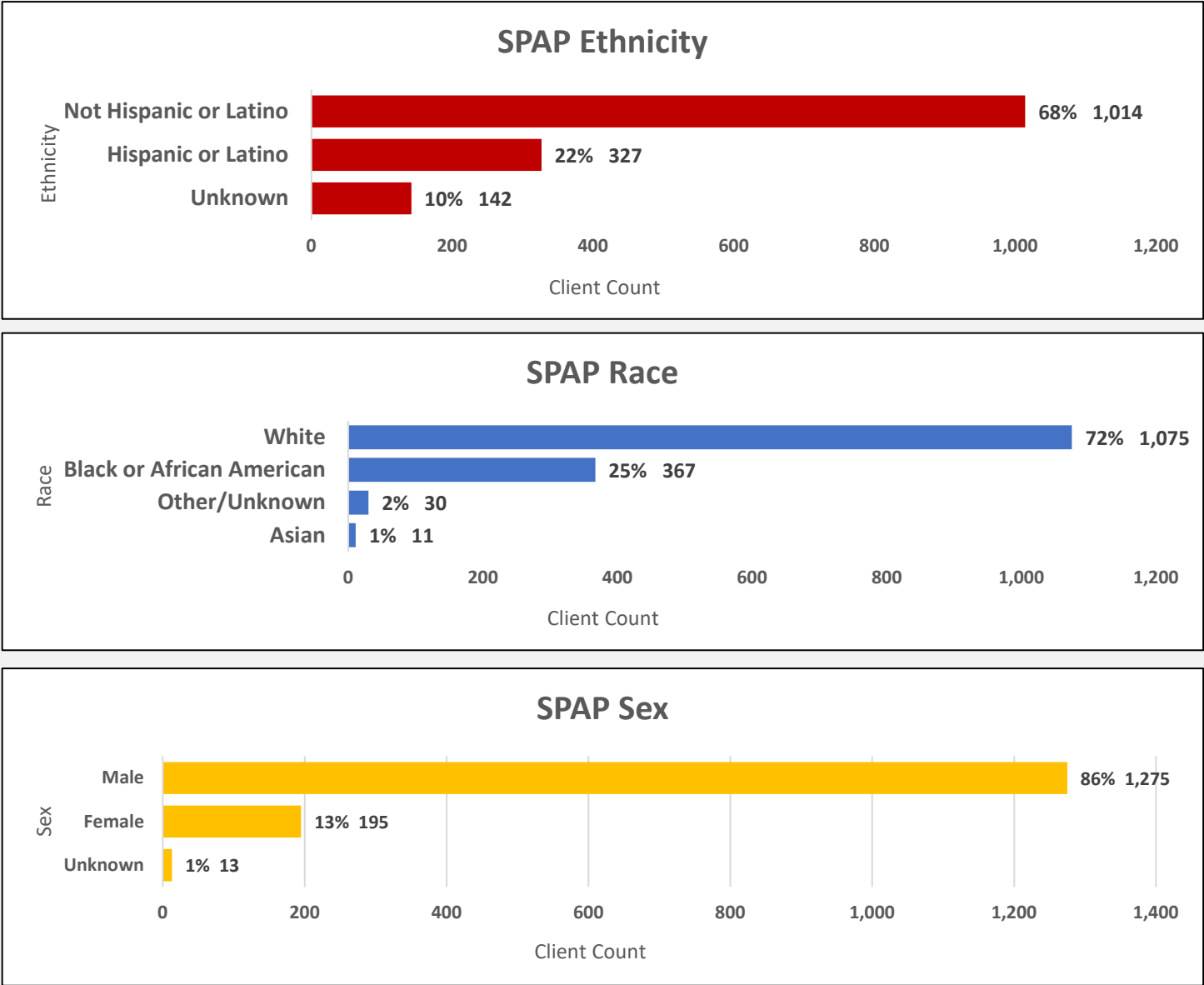
AIDS DRUG ASSISTANCE PROGRAM (ADAP)

Demographics: March 2025–May 2025



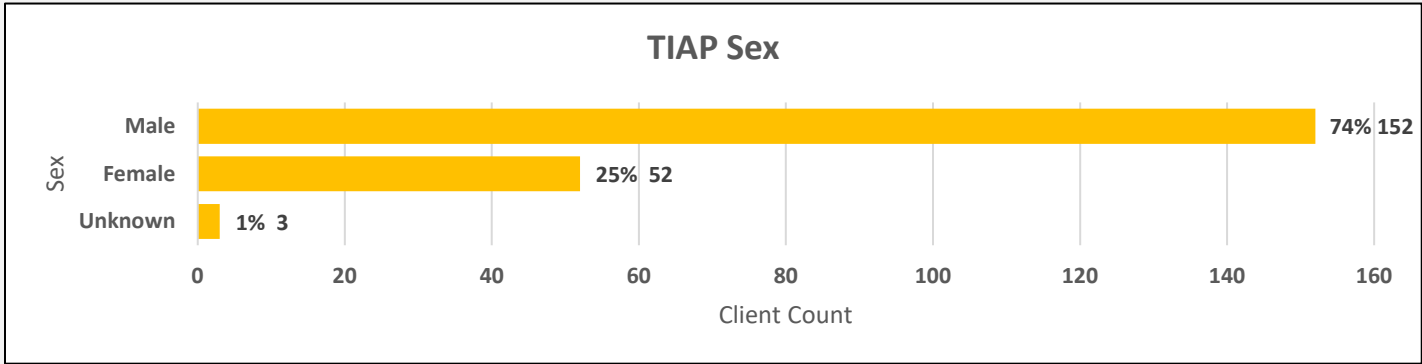
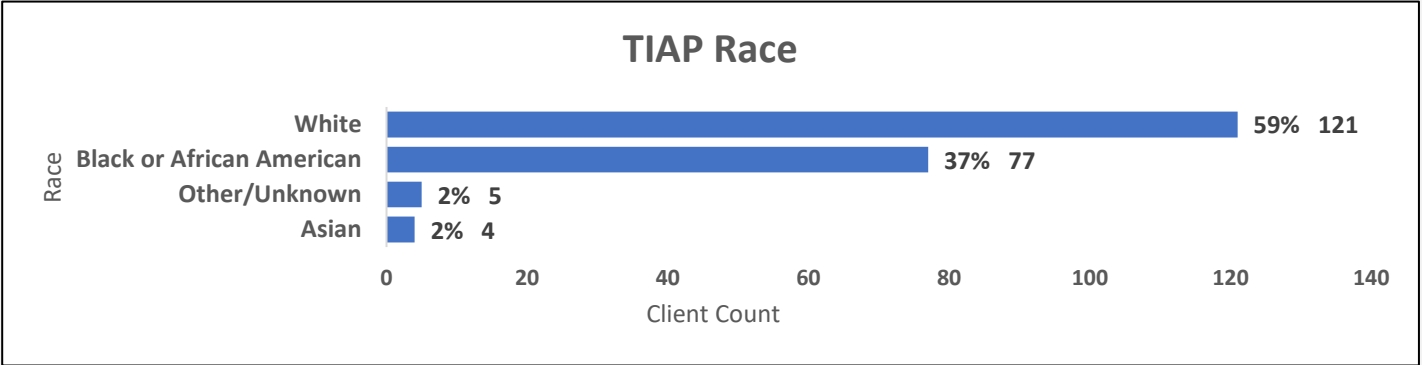
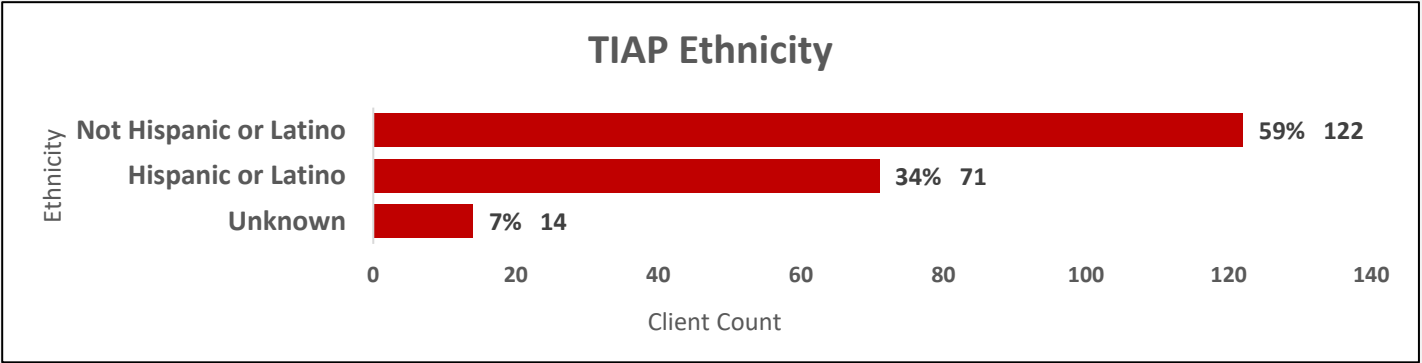
STATE PHARMACY ASSISTANCE PROGRAM (SPAP)

Demographics: March 2025–May 2025



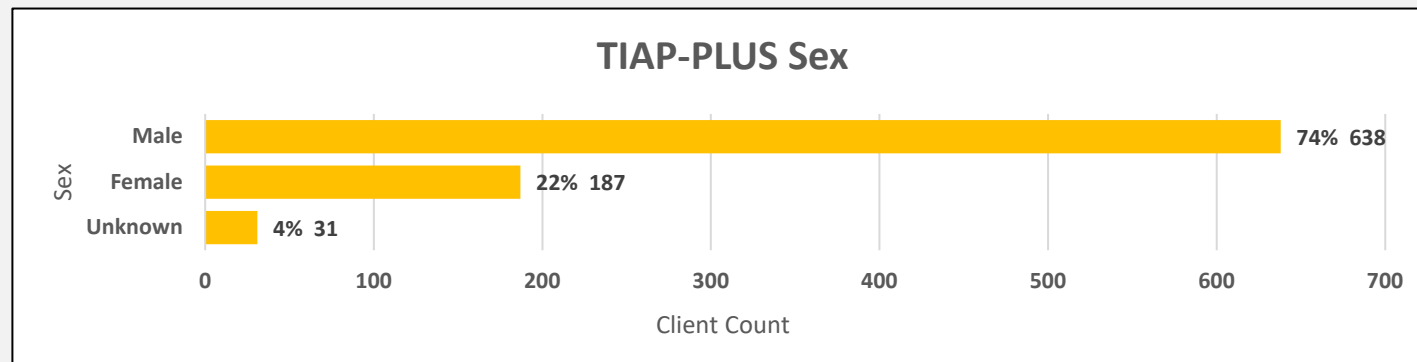
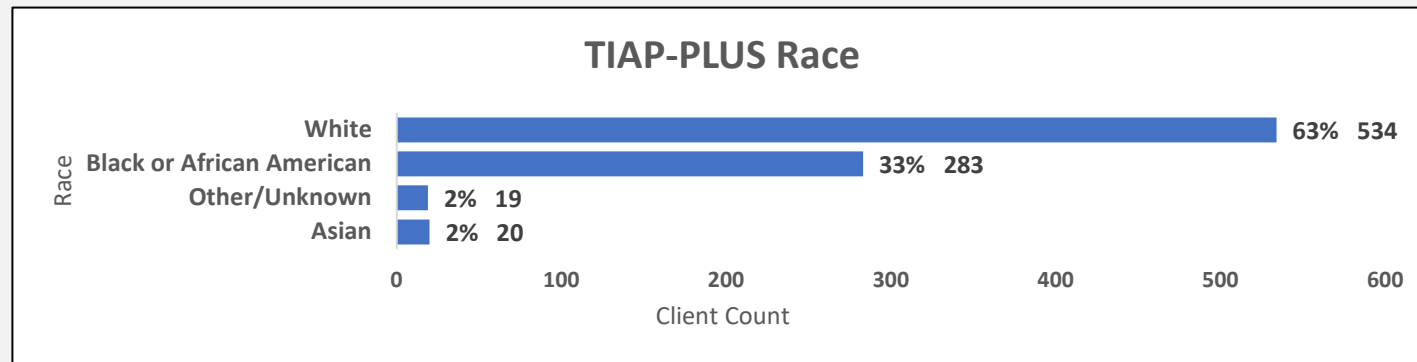
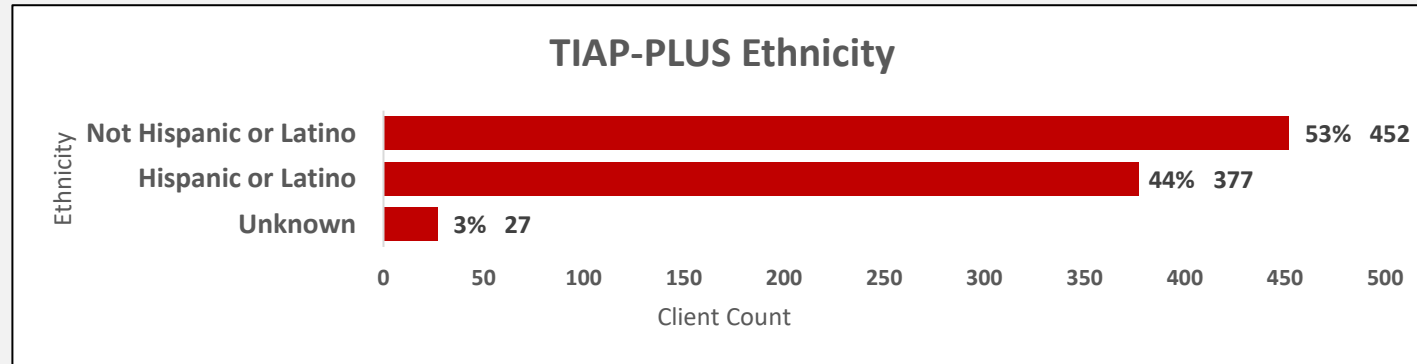
TIAP Demographics: March 2025–May 2025

Total Clients Served by TIAP = 207



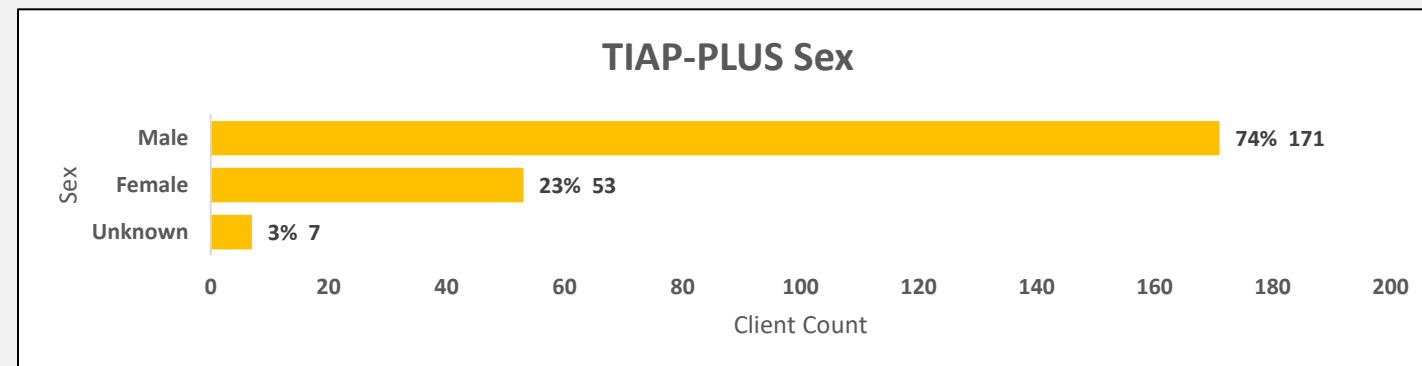
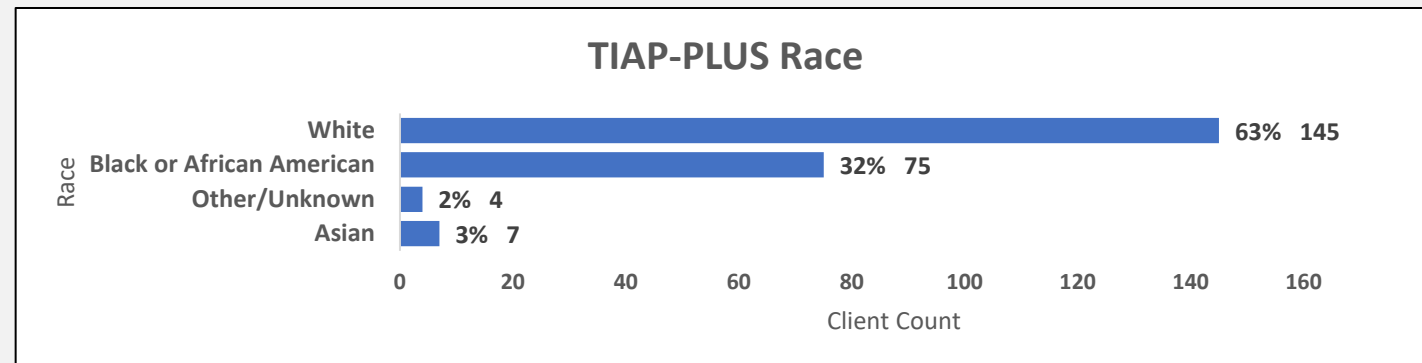
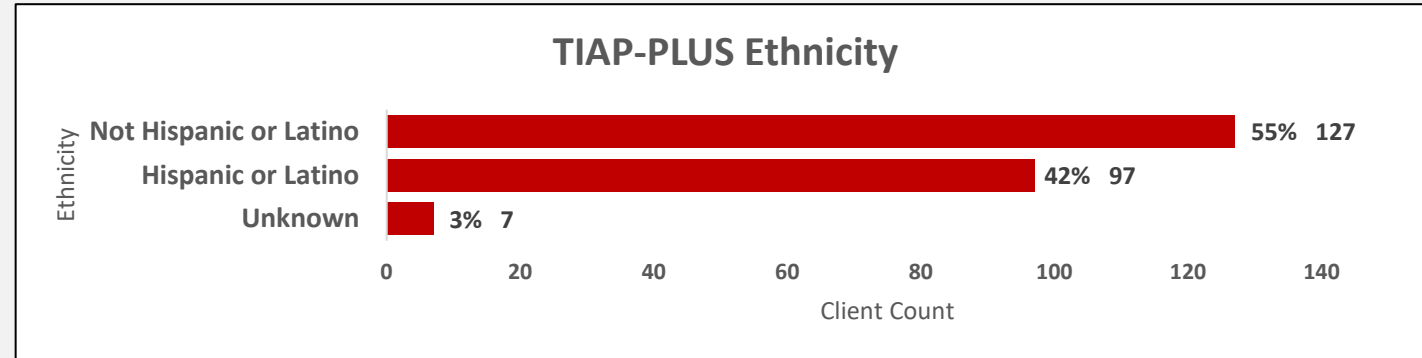
TIAP-PLUS Demographics: March 2025–May 2025

Total Clients Served by TIAP-PLUS = 856



TIAP-PLUS Demographics: March 2025–May 2025

Total Clients with Medications Filled = 231



ADAP Data

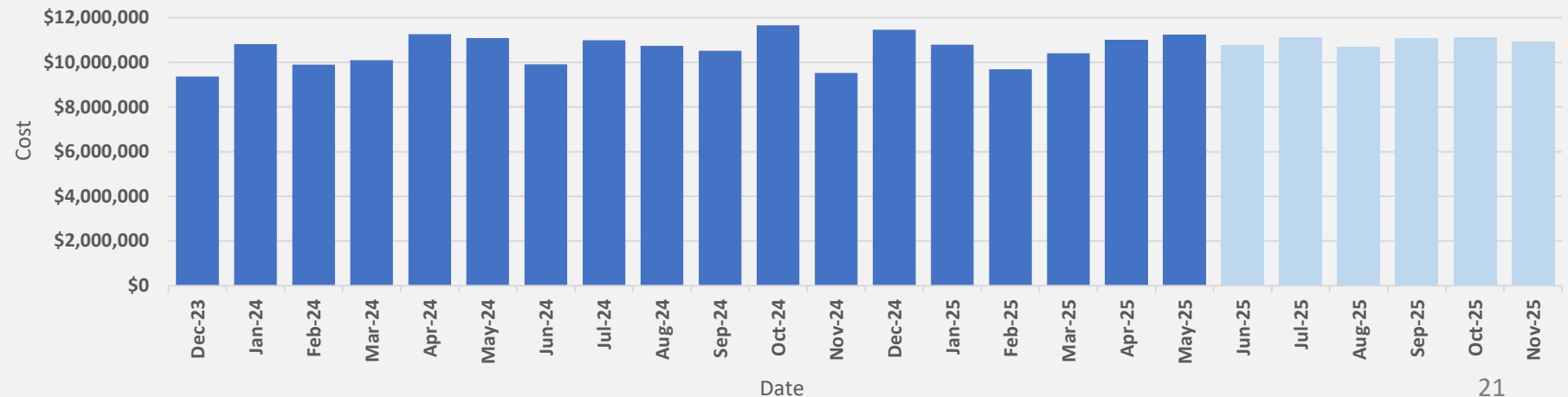
Total Clients, Average Cost of Client, and Total Cost Per Year *

Fiscal Year	2023	2024	2025	2026	2027
Total Clients	18,195	20,934	20,180	21,391	21,391
Average Monthly Cost Per Client	\$442	\$493	\$507	\$514	\$521
Total Cost per Year	\$96,605,550	\$123,777,411	\$128,844,438	\$131,851,011	\$133,720,284

Cost of Medications

Data for June 2025 and beyond are based on projections

Historical Costs
Projected Costs



Texas Department of State Health Services

* Data for 2025–2027 are based on projections

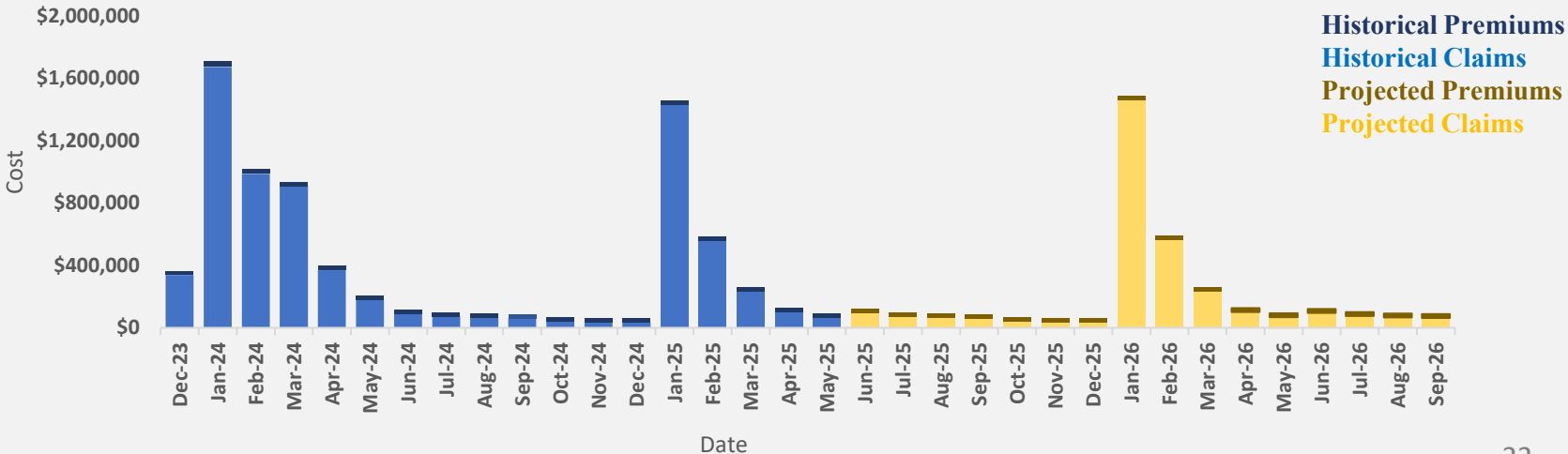
SPAP Data

Total Clients, Average Cost of Client, and Total Cost Per Year *

Fiscal Year	2023	2024	2025	2026	2027
Total Clients	1,722	1,644	1,644	1,644	1,644
Average Monthly Cost per Client	\$365	\$288	\$142	\$144	\$147
Total Cost per Year	\$7,535,130	\$5,674,243	\$2,792,106	\$2,842,364	\$2,893,526

Actual and Projected Total Cost by Month

Projected data for June 2025 through September 2026



Texas Department of State Health Services

* Data for 2025–2027 are based on projections

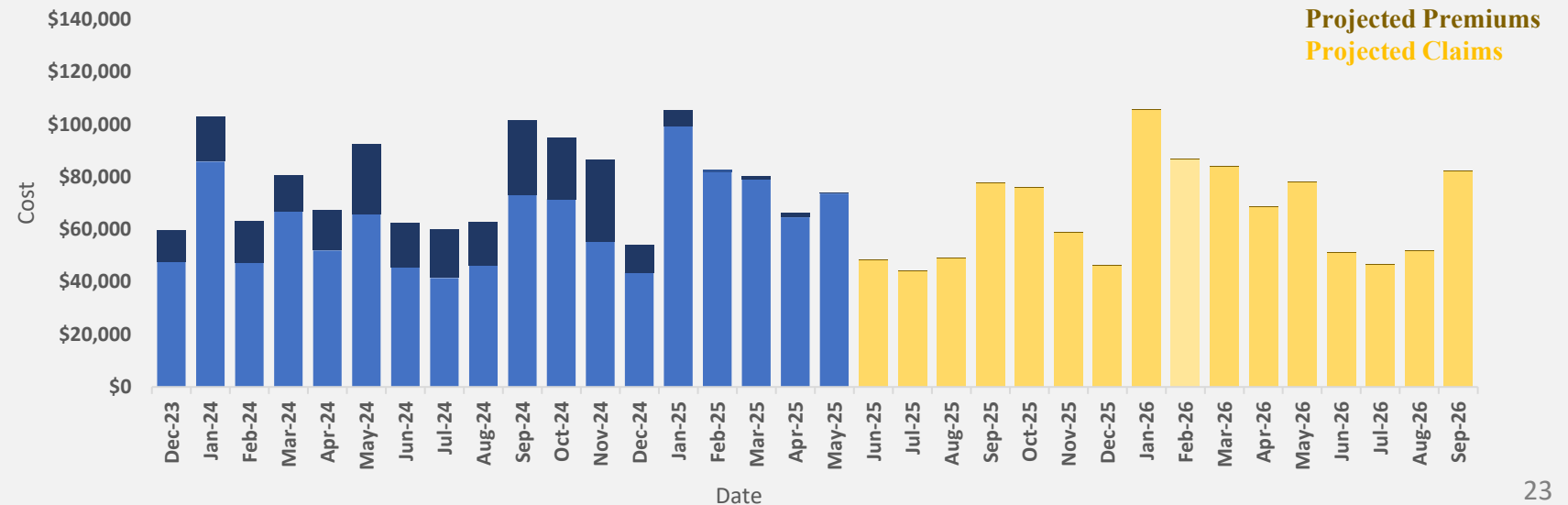
TIAP Data

Total Clients, Average Cost of Client, and Total Cost Per Year *

Fiscal Year	2023	2024	2025	2026	2027
Total Clients	182	210	198	200	202
Average Monthly Cost per Client	\$325	\$349	\$374	\$348	\$365
Total Cost per Year	\$709,360	\$879,753	\$888,191	\$833,605	\$883,896

TIAP Actual and Projected Total Cost by Month

Projected data for June 2025 through September 2026



Texas Department of State Health Services

* Data for 2025–2027 are based on projections

Application Processing



Application Processing Update

Application Type	New	Self-Attestation	Renewals
Processing on time?	✓	✓	✓
Backlogged Applications	0	0	0
Processing Date	August 7, 2025	July Due Dates	July Due Dates
Target Processing Date	July 29, 2025	July Due Dates	July Due Dates



Texas Department of State
Health Services

Thank you.

