

# Texas HIV Medication Program Updates

Rachel Sanor

Director, HIV Care and Medications Unit  
HIV/STD Section

Tina Khuyen Nguyen

Manager, Texas HIV Medication Program  
HIV/STD Section



# Texas HIV Medication Program (THMP) Update

- Texas Insurance Assistance Program-PLUS (TIAP-PLUS) Updates
- HIV Long-Acting Injectable (LAI) Treatment Pilot
- TakeChargeTexas (TCT)
- Data Update
- Application Processing



# Medication Key

Brand Name	Chemical Name
Biktarvy	bictegravir, emtricitabine, tenofovir alafenamide
Dovato	dolutegravir, lamivudine
Symtuza	darunavir, cobicistat, emtricitabine, tenofovir alafenamide
Tivicay	dolutegravir sodium
Triumeq	abacavir, dolutegravir, lamivudine
Genvoya	elvitegravir, cobicistat, emtricitabine, tenofovir alafenamide
Odefsey	emtricitabine, rilpivirine, tenofovir alafenamide
Descovy	emtricitabine, tenofovir alafenamide
Cabenuva	cabotegravir; rilpivirine

References to specific medications or brand names in this presentation are incidental and for informational purposes only. Mention of any product does not constitute endorsement, recommendation, or preference by the Texas Department of State Health Services.



# TIAP-PLUS



# 2025 TIAP-PLUS Lessons Learned

- Awareness:
  - ▶ Outreach
- Education:
  - ▶ Simplified, focused information
- Support:
  - ▶ THMP phone support
- Quality Improvement:
  - ▶ Feedback



# TIAP-PLUS Client Served

CY 2025	
Type of Service	Number of Clients
Premium Payment Only	787
Premium Payment and Copayment	370
Copayment Only	118
<b>Grand Total</b>	<b>1,275</b>

CY 2026	
Type of Service	Number of Clients
Premium Payment Only	635
Premium Payment and Copayment	335
Copayment Only	128
<b>Grand Total</b>	<b>1,098</b>



Texas Department of State  
Health Services

Calendar Year (CY): January 1–December 31.

THMP defined the number of clients served as clients whose premiums, copayments, or both are paid by THMP.

Data Source: Ramsell-February 2026 Claims and Premiums.

# HIV Long-Acting Injectable (LAI) Treatment Pilot



# HIV LAI Enrollment\*

Month	ADAP participants with LAI: (cabotegravir; rilpivirine) listed in their medication regimen in TCT	Cumulative: Participants with at least one fill	Number of LAI: (cabotegravir; rilpivirine) fill requests approved and sent
September	32	13	13
October	64	50	54
November	81	60	90
December	109	95	153
January	123	111	209
February	140	125	260
March	164	153	353
April	180	178	425



Texas Department of State  
Health Services

\*Data as of May 5, 2026

# TakeChargeTexas (TCT)



# TCT Applications Submitted Quarterly December 1, 2025–February 28, 2026

## Client Portal

- Total applications submitted through the client portal: 370
- Total THMP applications submitted: 343 (93 percent)
- Total applications submitted for both care and THMP: 208 (56 percent)

## Agency Portal

- Total applications submitted through the agency portal: 19,973
- Total THMP applications submitted: 14,222 (71 percent)
- Total applications submitted for both care and THMP: 8,334 (42 percent)

## THMP Clients

Total approved THMP applications: 9,063

## Pharmacy

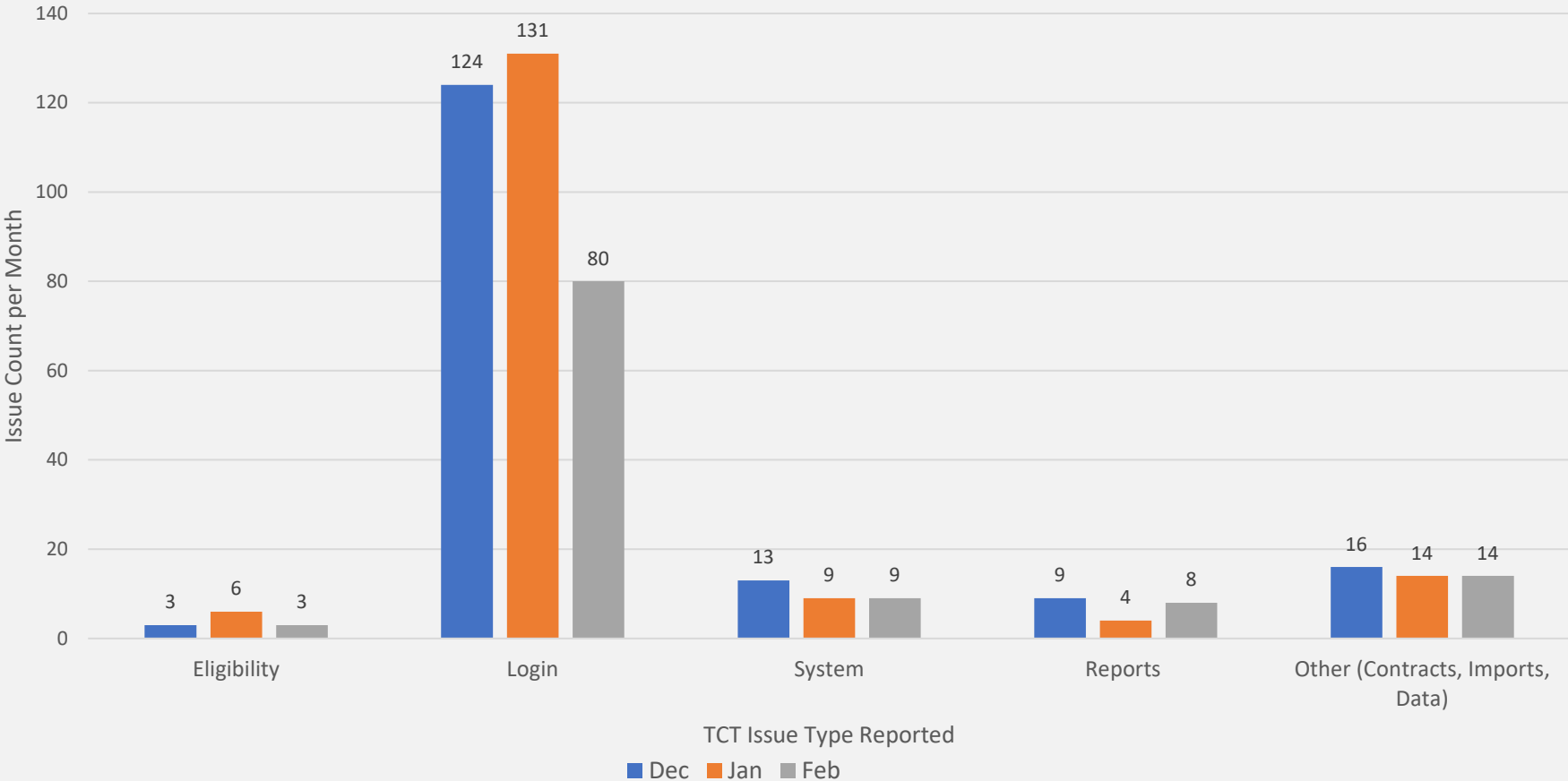
Total order batches: 4,996

Total medication orders: 36,241



# Quarterly TCT Help Desk Issue Types

## December 1, 2025–February 28, 2026



# TCT Applications Submitted Annually

## March 1, 2025–February 28, 2026

### Client Portal

- Total applications submitted through the client portal: 1,164
- Total THMP applications submitted: 1,053 (90 percent)
- Total applications submitted for both care and THMP: 638 (55 percent)

### Agency Portal

- Total applications submitted through the agency portal: 70,724
- Total THMP applications submitted: 50,072 (71 percent)
- Total applications submitted for both care and THMP: 29,880 (42 percent)

### THMP Clients

Total approved THMP applications: 19,982

### Pharmacy

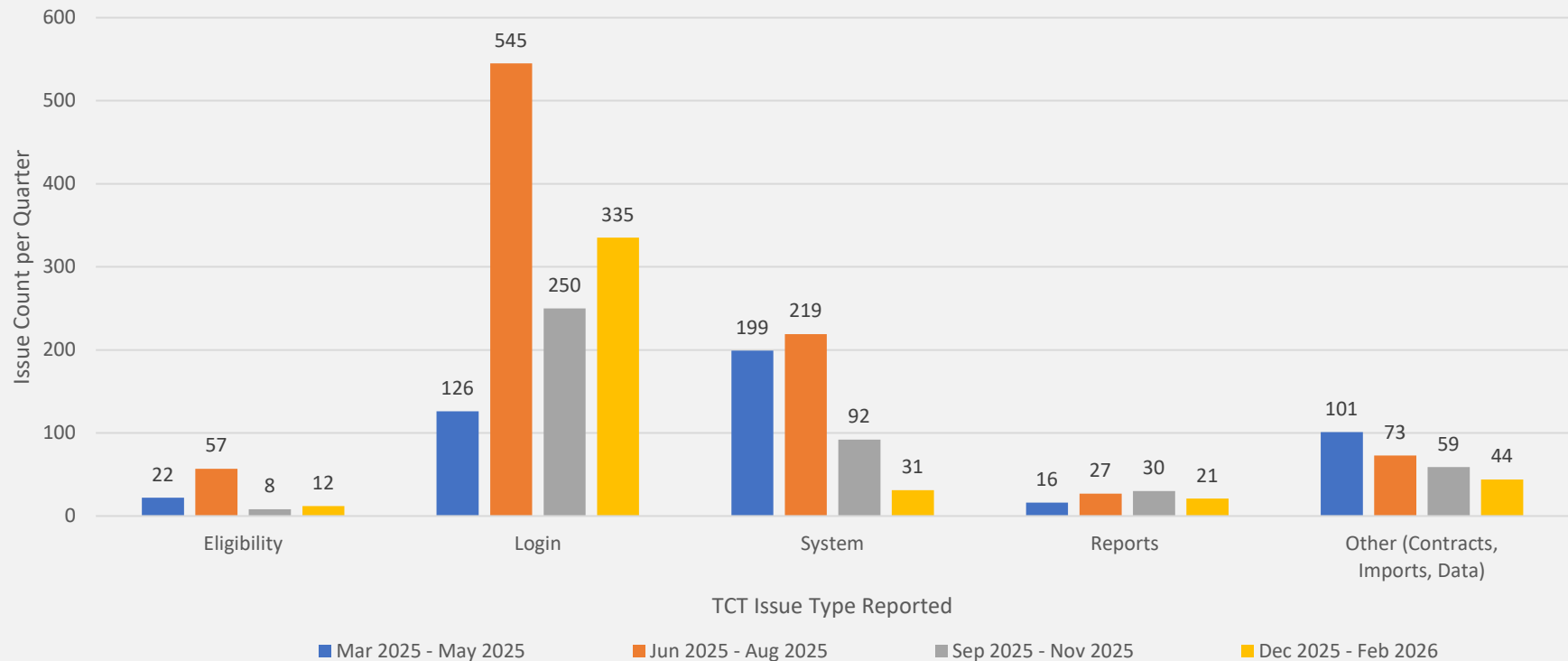
Total order batches: 20,873

Total medication orders: 145,954



# Annual TCT Help Desk Issue Types

## March 1, 2025–February 28, 2026



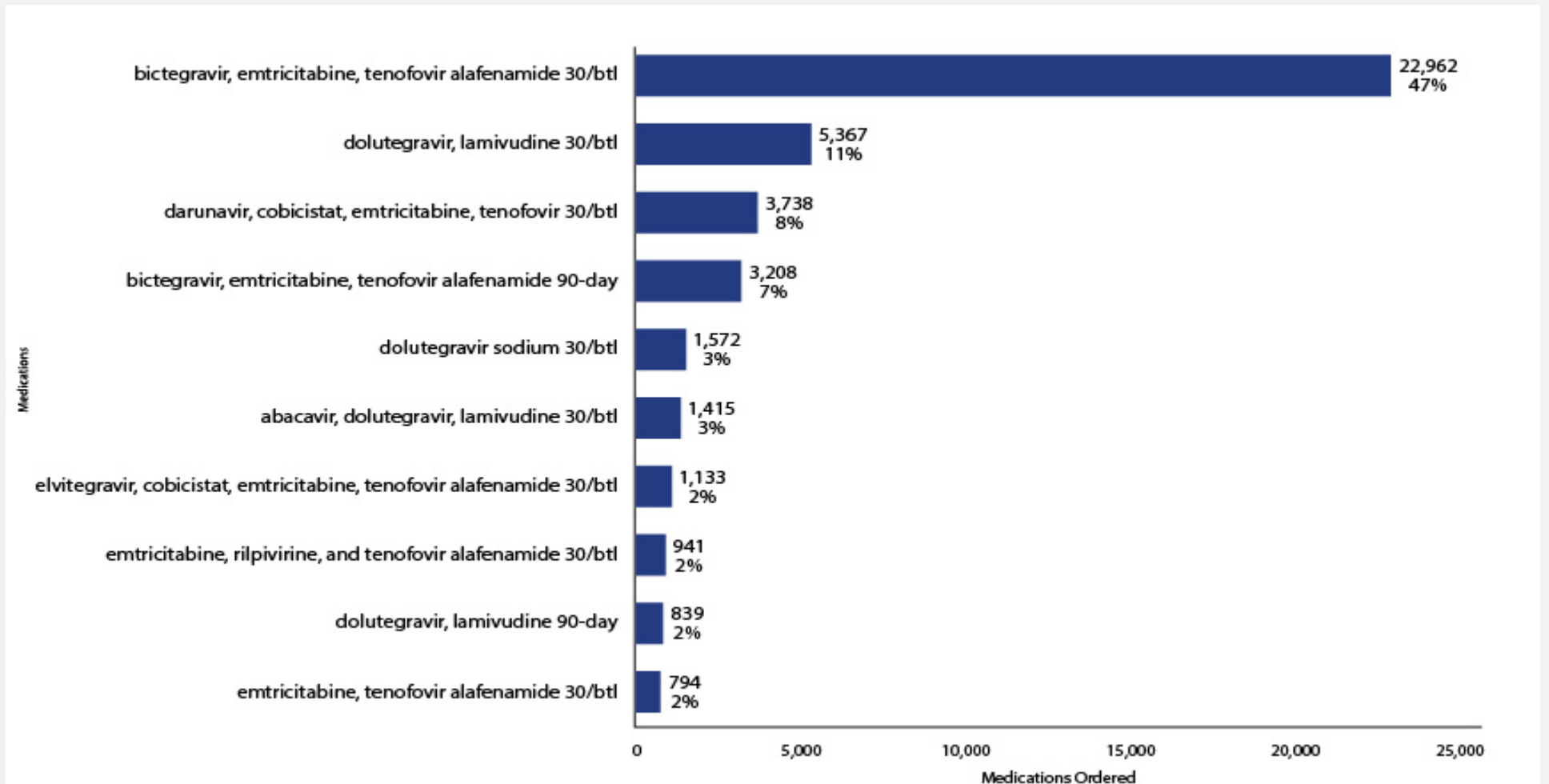
# Data Update



# AIDS DRUG ASSISTANCE PROGRAM (ADAP) Medications:

December 1, 2025–March 31, 2026

Total Medications Ordered = 48,990

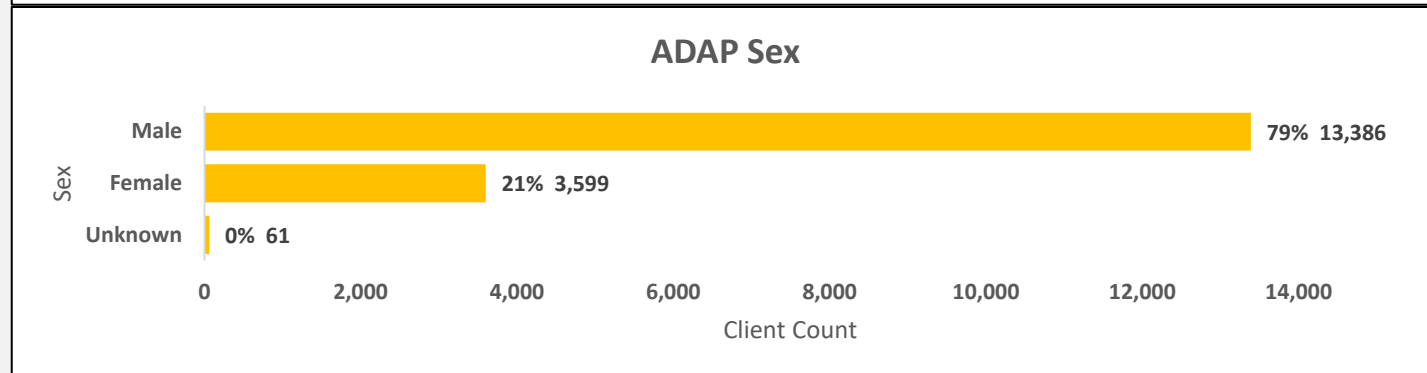
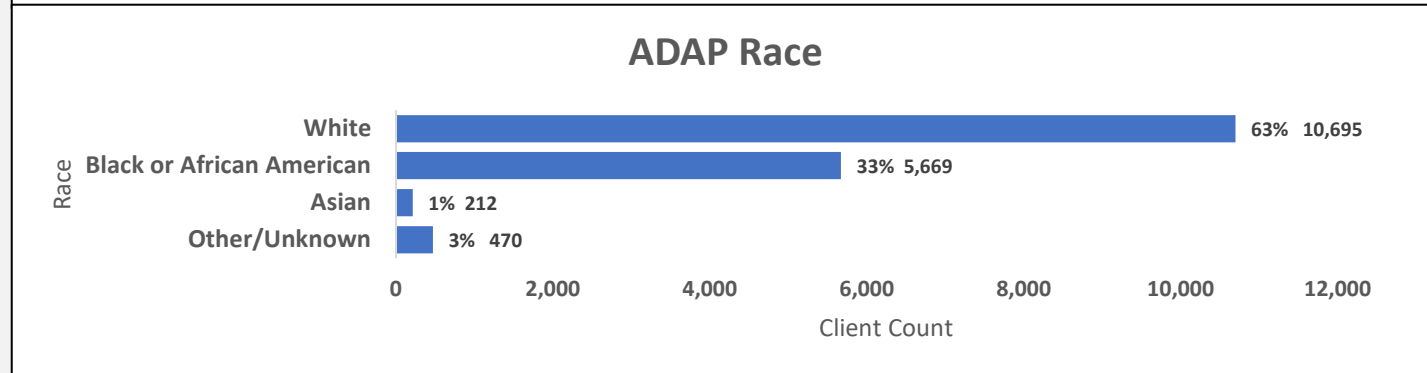
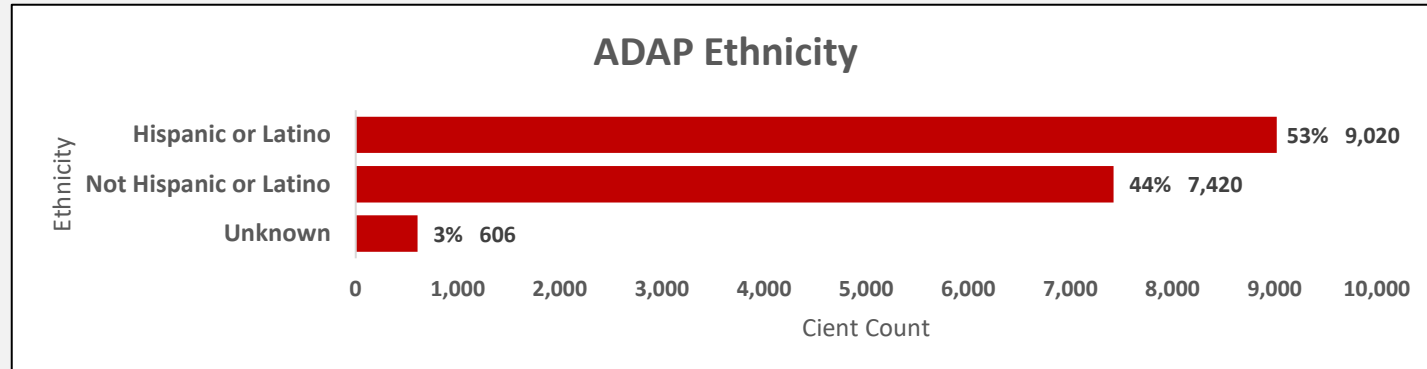


Texas Department of State  
Health Services

# ADAP Demographics:

December 1, 2025–March 31, 2026

Total Clients with Medications Filled = 17,046

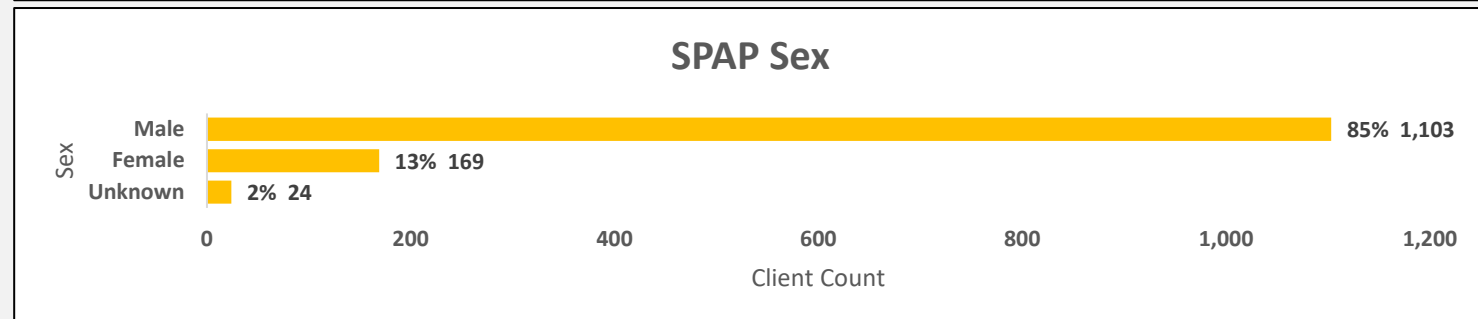
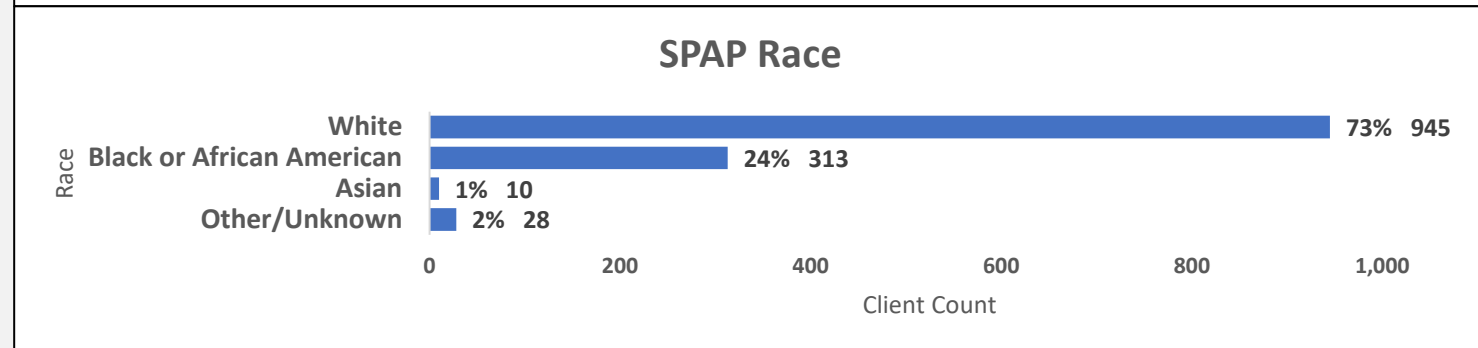
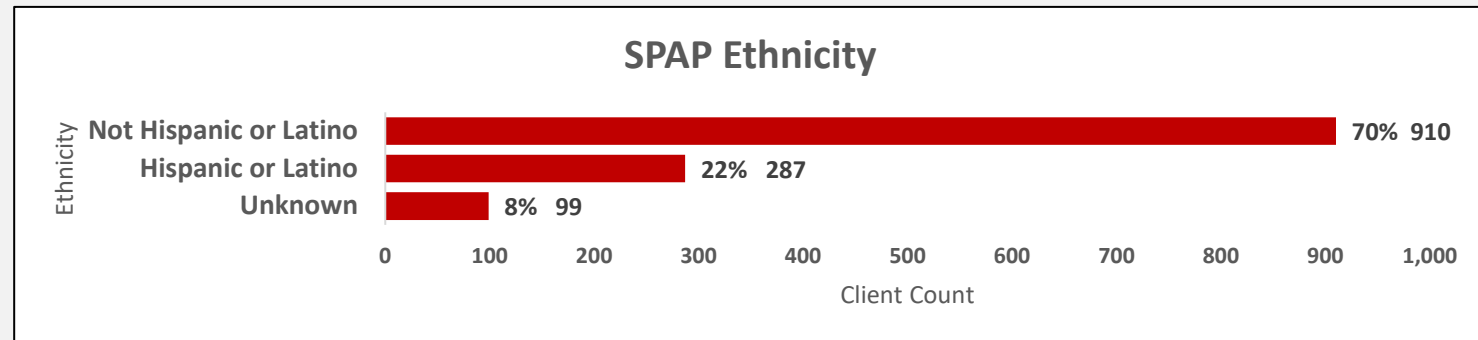


# STATE PHARMACY ASSISTANCE PROGRAM

## (SPAP) Demographics:

December 1, 2025–March 31, 2026

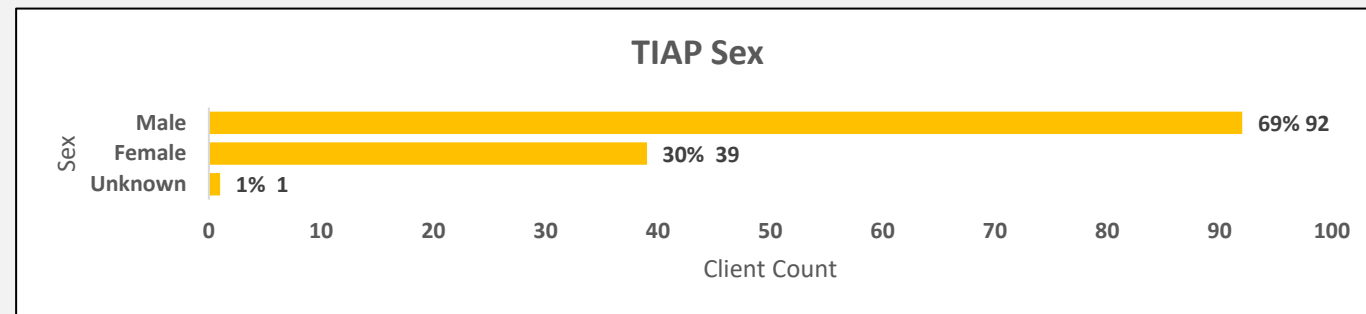
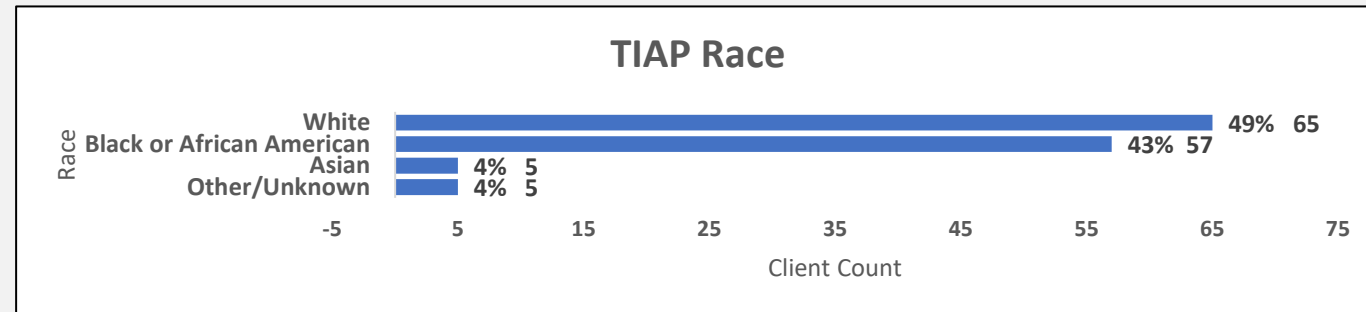
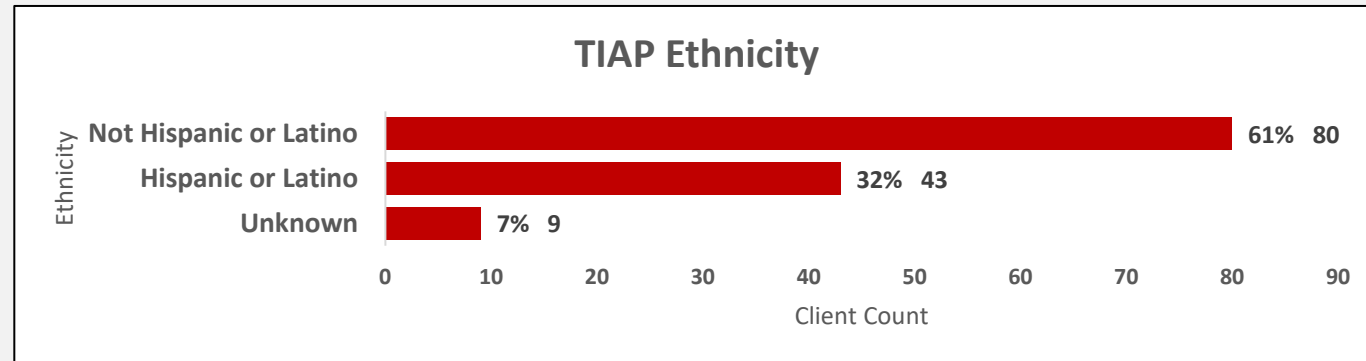
Total Clients Served by SPAP = 1,296



# TIAP Demographics:

December 1, 2025–March 31, 2026

Total Clients Served by TIAP = 132



# ADAP Data

## Total Clients and Total Cost Per Year

Fiscal Year	2024	2025	2026*	2027*	2028*
Total Clients	21,280	21,833	22,143	22,364	22,588
Total Cost per Year	\$127,116,651	\$141,511,368	\$135,231,756	\$133,817,713	\$133,253,730



Texas Department of State  
Health Services

\*Data for 2026–2028 is based on TCT projections from April 2026.

Data Source: TCT.

Data numbers are rounded.

# SPAP Data

## Total Clients and Total Cost Per Year

Fiscal Year	2024	2025	20268	2027*	2028*
<b>Total Clients</b>	1,682	1,525	1,522	1,522	1,522
<b>Total Cost per Year</b>	\$5,538,441	\$2,633,856	\$2,911,521	\$2,925,262	\$2,973,238



\*Data for 2026–2028 are based on projections from April 2026.  
 Data Source: Ramsell.  
 Data numbers are rounded.

# TIAP Data

## Total Clients and Total Cost Per Year

Fiscal Year	2024	2025	2026*	2027*	2028*
<b>Total Clients</b>	224	240	240	240	240
<b>Total Cost per Year</b>	\$665,599	\$804,955	\$833,766	\$880,575	\$932,012



Texas Department of State  
Health Services

\*Data for 2026–2028 are based on TCT projections from April 2026.  
Data Source: Ramsell Corporation.  
Data numbers are rounded.

# Application Processing



# Application Processing Update\*

Application Type	New	Self-Attestation	Renewals
Processing on time?	✓	✓	✓
Backlogged Applications	0	0	0
Processing Date	May 19, 2026	November Due Dates	May Due Dates
Target Processing Date	May 19, 2026	November Due Dates	May Due Dates



Texas Department of State Health Services

\* Information as of June 1, 2026.  
Data Source: TCT.

**Thank you.**

**Contact: [hivstd@dshs.texas.gov](mailto:hivstd@dshs.texas.gov)**