

Texas Motor-Vehicle Traffic Trauma Incidents Involving Children Ages Five and Under, 2021-2023

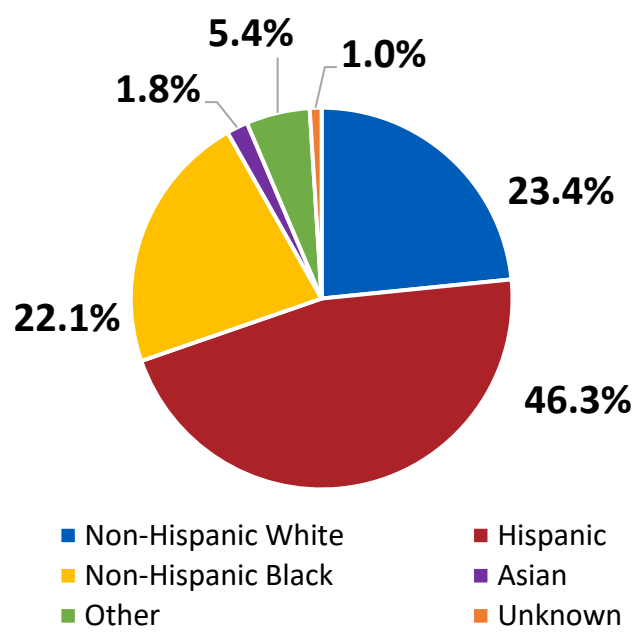


Between 2021 and 2023, **1,659** children ages **five and under** were involved in motor-vehicle traffic (MVT) incidents resulting in a trauma activation.

An injury that occurs on a roadway open to traffic for the purpose of vehicular travel is called a motor-vehicle traffic (MVT) trauma incident.

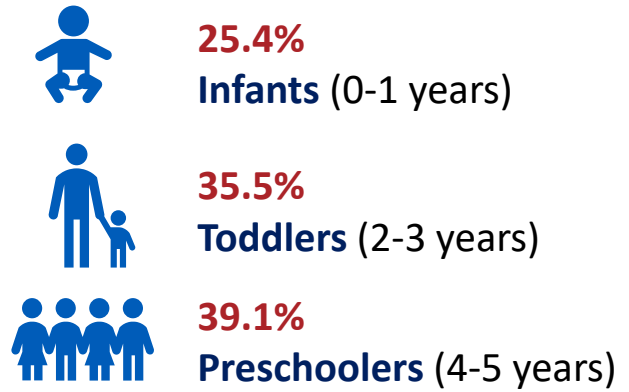


MVT Trauma Incidents for Children Five Years and Under by Race and Ethnicity

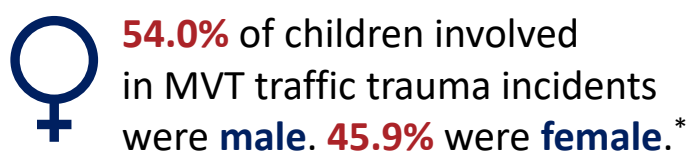


Hispanic children five and under were involved in **nearly half (46.3%)** of MVT trauma incidents where a child was involved, followed by **non-Hispanic Whites (23.4%)** and **non-Hispanic Blacks (22.1%)**.

MVT Trauma Incidents Involving Children by Age Group



MVT Trauma Incidents Involving Children by Sex



*The remaining 0.1% of this data were missing.

Hospital Designations

Trauma centers provide **comprehensive, multidisciplinary care** for injured patients.



Most pediatric MVT trauma incident records (**52.8%**) were from **Level I Trauma Centers**.

Levels II, III, and IV** combined accounted for **40.9%**.

*Level I Trauma Centers have pediatric specialty care, which is less likely for facilities noted with a lower designation level.

**For more detailed information about each trauma level, visit: amtrauma.org/page/traumalevels

Emergency Department Disposition

Refers to the outcome of an emergency department visit.



Floor Bed
26.3%



**Transferred
to Another
Facility**
24.4%



**Intensive
Care Unit**
18.0%



**Home
Without
Services**
12.1%



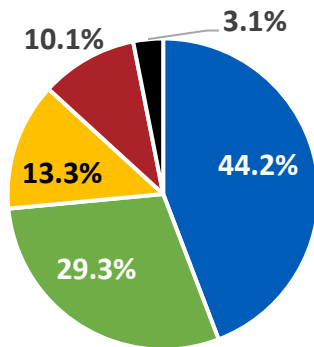
**Observation
Unit**
6.5%*

*The data's remaining 12.7% include operating room, deceased, step-down unit, other, not applicable, or missing.

Injury Severity Score (ISS)

ISS is an anatomical scoring system that provides an **overall score for patients with multiple injuries**.

- No Injury (0)
- Mild (1-8)
- Moderate (9-15)
- Severe (15-24)
- Profound (25+)



Average Length of Hospital Stay

The average length of hospital stay following an MVT trauma incident for children ages **0 to 5 years** was **4.52 days**.

Infants	5.06 Days
Toddlers	4.38 Days
Preschoolers	4.30 Days

Occupant vs Pedestrian Involvement in MVT Trauma Incidents

MVT trauma incidents for children five and under involved **both vehicle occupants and pedestrians**.



88.0% of these MVT trauma incidents involved **vehicle occupants**.

12.0% of these MVT trauma incidents involved **pedestrians**.



**Occupant ISS:
Ages Five and Under**

44.9%

29.6%

12.6%

9.6%**

Mild

Moderate

Severe

Profound

**Pedestrian ISS:
Ages Five and Under**

37.1%

27.9%

19.3%

14.7%

**The remaining 3.3% (occupant) and 1.0% (pedestrian) were an ISS of 0.
Learn more about ISS in the [EMS and Trauma Registries Data Quality Series](#).

Resources

- National Highway Traffic Safety Administration [nhtsa.gov](https://www.nhtsa.gov)
- Texas Department of Transportation [txdot.gov/data-maps/crash-reports-records/motor-vehicle-crash-statistics/archive/2022-crash-statistics.html](https://www.txdot.gov/data-maps/crash-reports-records/motor-vehicle-crash-statistics/archive/2022-crash-statistics.html)
- DSHS Injury Prevention Unit, EMS and Trauma Registries dshs.texas.gov/injury-prevention/ems-trauma-registries

To request a plain text version, email injury.web@dshs.texas.gov.