



TEXAS
Health and Human
Services

Texas Department of State
Health Services

NEW MEXICO
DEPARTMENT OF
HEALTH



SECRETARÍA
DE SALUD



THE US-MEXICO BORDER INFLUENZA SURVEILLANCE NETWORK WEEKLY UPDATE: PASO DEL NORTE REGION

Weekly Report ending October 5, 2019 (MMWR⁵ Week 40)

Highlights

- A total of 0 lab-confirmed† cases of influenza were reported in week 40 for Texas, New Mexico, and Mexico border region
- Influenza-Like-Illness activity* at sentinel sites in the border region was **below** the U.S. national baseline (2.2%) for week 40
- 77% of sentinel sites reported ILI activity for Texas, New Mexico, and Mexico border region in Week 40

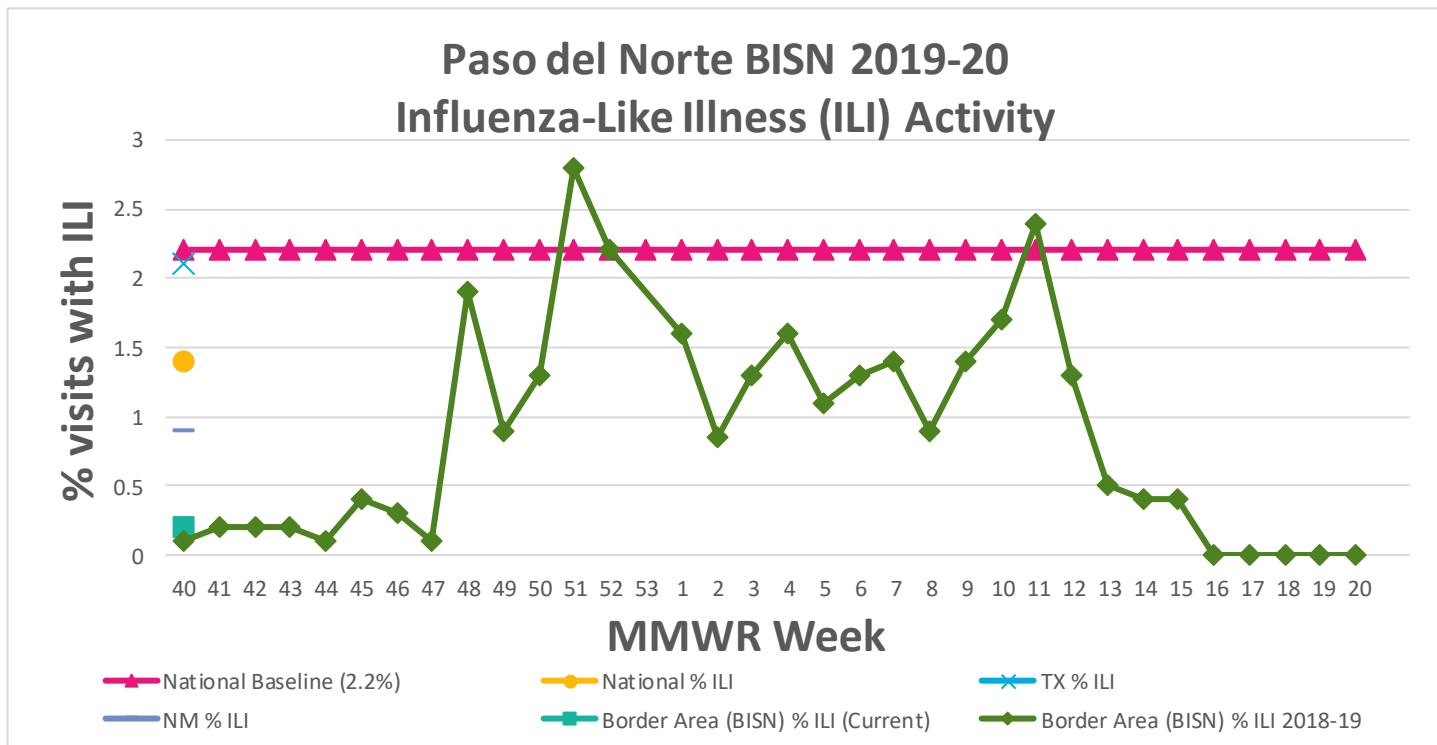


Region	Influenza Activity Level (see end of report for description)
Border Region Paso del Norte (New Mexico/Chihuahua/Texas)	No activity
New Mexico	n/a
Texas	n/a

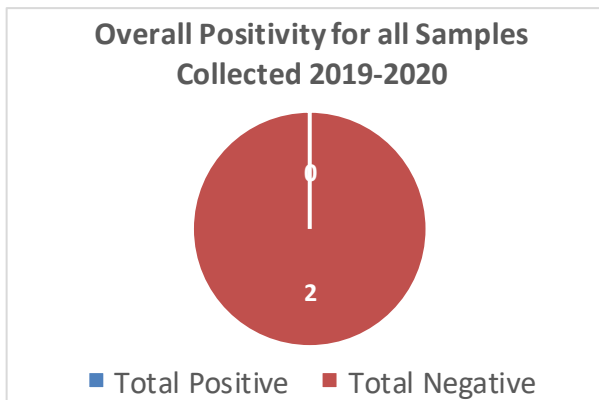
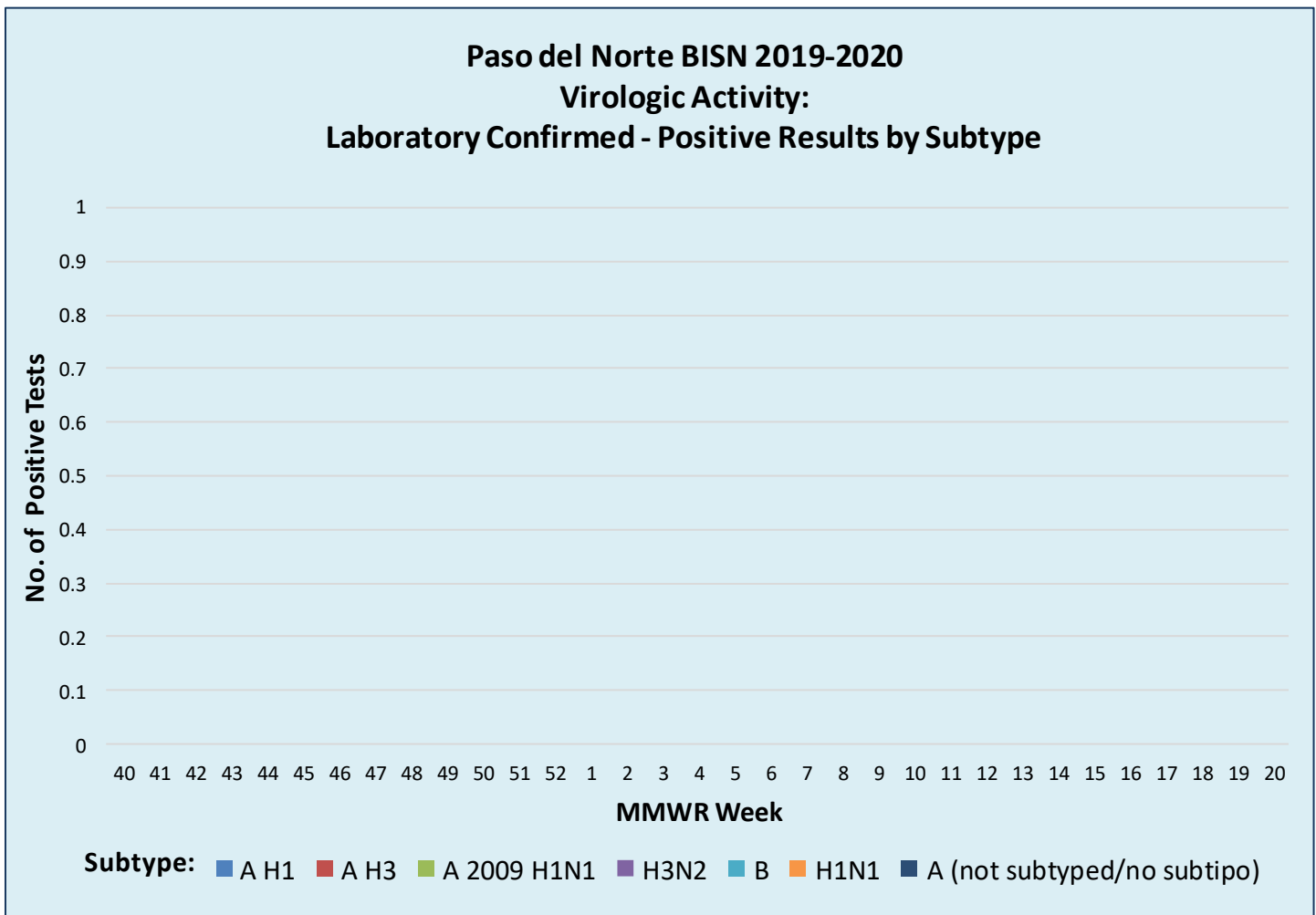
Border Region Sentinel ILI Activity in New Mexico, Chihuahua, and West Texas for Week Ending 10/5/2019:

Clinic	Patients seen week ending: 10/5/2019	Patients with ILI this week (n; % of this week's total):	Patients with ILI last week (n; % of last week's total):
CAAPS Águilas	888	0 (0.0%)	-
Centro Salud "B" Bellavista	1170	0 (0.0%)	-
Centro Salud "C" Galeana	73	0 (0.0%)	-
CSHS, Ojinaga	No report	-	-
BAHC, Deming	No report	-	-
BAHC, Dona Ana	343	2 (0.6%)	-
HMS, Columbus	57	0 (0.0%)	-
LCDF, Sunland Park	153	1 (0.7%)	-
SHC, Sunland Park	0	0 (0.0%)	-
FHSA, Alpine	145	2 (1.4%)	-
BBFP, Alpine	No report	0 (0.0%)	-
Marfa	36	0 (0.0%)	-
Presidio	161	1 (0.6%)	-
Totals:	3026	6 (0.2%)	-

Chihuahua New Mexico Texas



**Border Region Sentinel Laboratory Activity in New Mexico, Chihuahua, and West Texas for Week
Ending 10/5/2019:**



Cumulative Lab-confirmed Overall Positivity 2018-2019			
State	Positive (all strains)	Negative	Positivity
Texas	0	0	0.0%
New Mexico	0	2	0.0%

Age Range (in years) of Patients with ILI: Paso del Norte Region					
0-4	5-24	25-49	50-64	65+	Total Patients with ILI; Week 40
0	3	2	1	0	6

National Flu Surveillance and Laboratory Activity, Week Ending 10/5/2019

More information on national surveillance can be found at <http://www.cdc.gov/flu/weekly>

Activity Level	ILI activity*/Outbreaks		Laboratory data
No Activity	Low	And	No lab confirmed cases†
Sporadic	Not increased	And	Isolated lab-confirmed cases
	OR		
Local	Not increased	And	Lab confirmed outbreak in one institution‡
	OR		
Regional (doesn't apply to states with ≤4 regions)	Increased ILI in 1 region**; ILI activity in other regions is not increased	And	Recent (within the past 3 weeks) lab evidence of influenza in region with increased ILI
	OR		
Regional (doesn't apply to states with ≤4 regions)	2 or more institutional outbreaks (ILI or lab confirmed) in 1 region; ILI activity in other regions is not increased	And	Recent (within the past 3 weeks) lab evidence of influenza in region with the outbreaks; virus activity is no greater than sporadic in other regions
	OR		
Regional (doesn't apply to states with ≤4 regions)	Increased ILI in ≥2 but less than half of the regions	And	Recent (within 3 weeks) lab confirmed influenza in the affected regions
	OR		
Regional (doesn't apply to states with ≤4 regions)	Institutional outbreaks (ILI or lab confirmed) in ≥2 and less than half of the regions	And	Recent (within the past 3 weeks) lab confirmed influenza in the affected regions
	OR		
Widespread	Increased ILI and/or institutional outbreaks (ILI or lab confirmed) in at least half of the regions	And	Recent (within the past 3 weeks) lab confirmed influenza in the state

*Influenza-Like illness: Fever ≥100°F (37.8°C), oral or equivalent and cough and/or sore throat (in the absence of a known cause other than influenza)

†Lab confirmed case = case confirmed by influenza rapid test (EIA), fluorescent antibody (DFA or IFA), RT-PCR or viral culture. Care should be given when relying on results of point of care rapid diagnostic test kits during times when influenza is not circulating widely. The sensitivity and specificity of these tests vary and the predictive value positive may be low outside the time of peak influenza activity. Therefore, a state may wish to obtain laboratory confirmation of influenza by testing methods other than point of care rapid tests for reporting the first laboratory confirmed case of influenza of the season.

§MMWR week: The week of the epidemiologic year for reporting local or state health department for the purposes of MMWR disease incidence reporting and publishing. Values for MMWR week range from 1 to 53, although most years consist of 52 weeks.

‡Institution includes nursing home, hospital, prison, school, etc.

**Region: population under surveillance in a defined geographical subdivision of a state. A region could be comprised of 1 or more counties and would be based on each state's specific circumstances. Depending on the size of the state, the number of regions could range from 2 to approximately 12. The definition of regions would be left to the state but existing state health districts could be used in many states. Allowing states to define regions would avoid somewhat arbitrary county lines and allow states to make division that make sense based on geographic population clusters. Focusing on regions larger than counties would also improve the likelihood that data needed for estimating activity would be available.

This information is collected by the Border Infectious Disease Surveillance (BIDS) program at the Office of Border Public Health, Texas Department of State Health Services Health Service Region 9/10. For questions, please email David.Torres@dshs.texas.gov or call (915) 834.7778. For more information on Influenza in Texas, visit <http://www.dshs.texas.gov/idcu/disease/influenza/surveillance/> or visit the CDC's Influenza page: <https://www.cdc.gov/flu/index.htm>.