



Weekly Flu Surveillance Report

Week 51 - December 15th - December 21st, 2024

Disclaimer

Most cases of influenza are not reportable in the state of Texas, thus the data in this report was collected from hospitals, clinics, and schools throughout the region who have agreed to voluntarily submit data.

Definitions

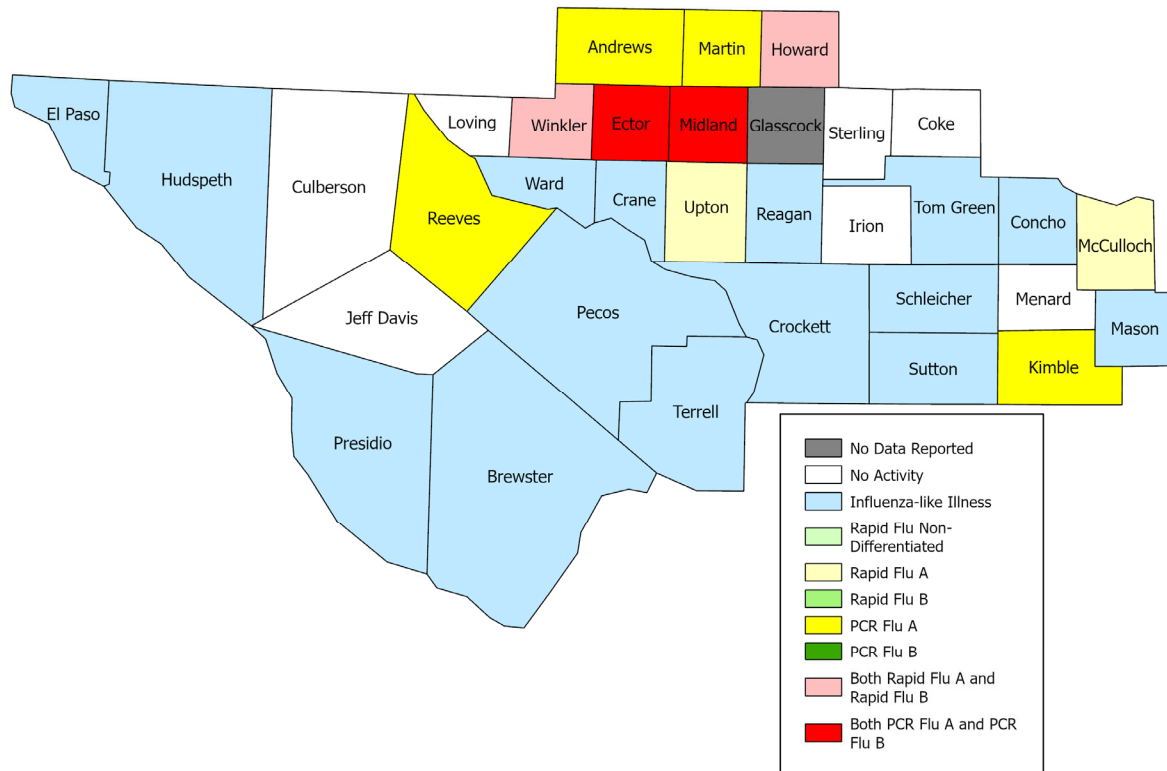
ILI: Influenza-Like Illness. This is an illness that resembles the flu, but has not been confirmed. **Rapid:** These tests are typically done in-house to quickly test for influenza. **PCR:** These tests are generally more precise than rapid tests and are performed at the DSHS state lab and many commercial labs to confirm a case of influenza.

Summary Data

Condition	Week 51	Week 50	Week 49
Number of Counties Reporting (36 total)	↓ 35	36	35
Number of Counties Reporting ILI	↓ 20	22	21
Number of Counties Reporting High Levels of ILI*	→ 6	6	5
Number of Counties Reporting Flu A	↑ 10	7	7
Number of Counties Reporting Flu B	↑ 5	3	5
Number of Counties Reporting Flu A & Flu B	↑ 5	3	3

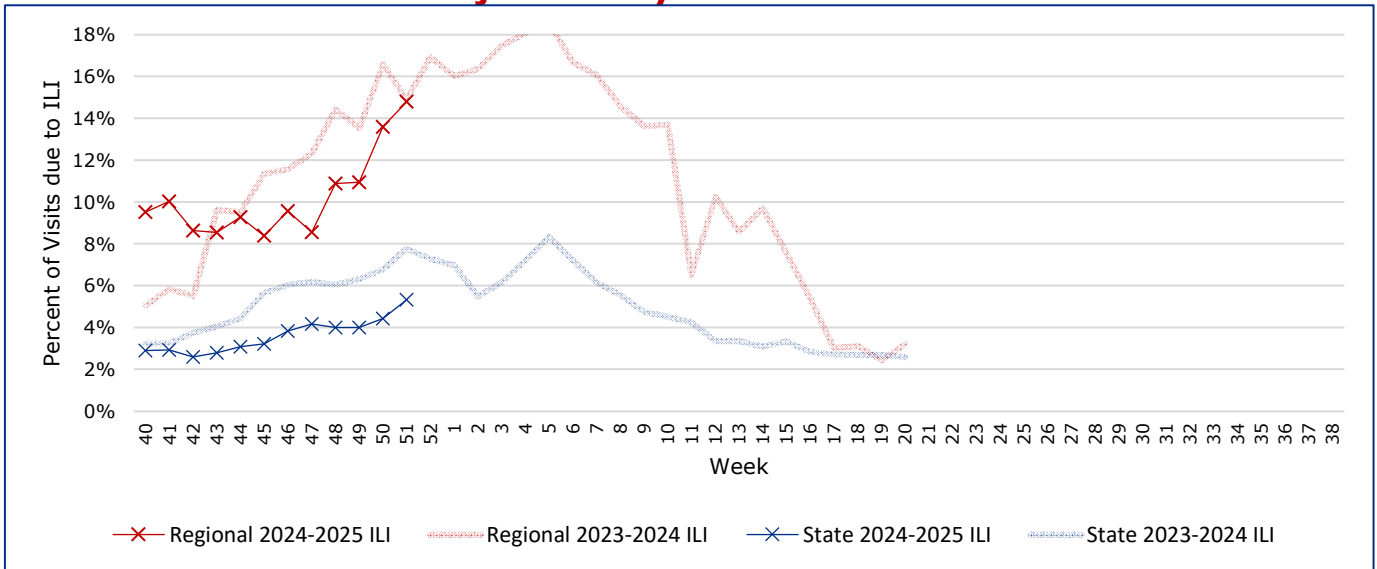
The arrows represent changes from the previous week. A sideways arrow means there was no change in that condition. *Counties with total percent of visits due to ILI above 4.0% for the week are considered to have high/abnormal levels.

Map of Regional Flu Activity



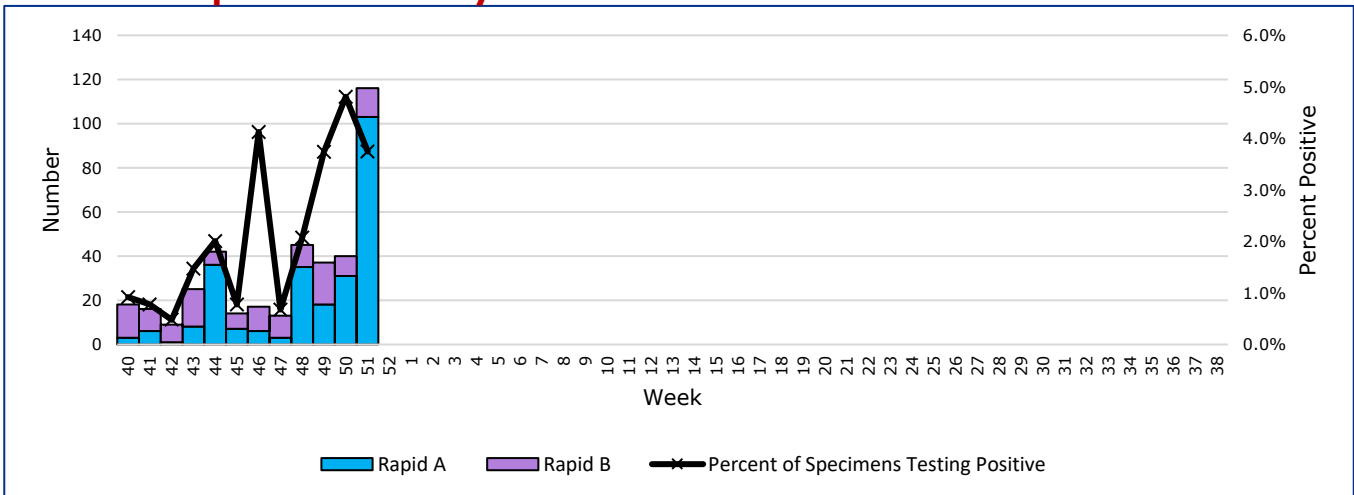
The map above depicts the previous week's reports of flu or influenza-like illness activity in each county. The legend on the bottom right of the map describes the meaning of each color.

Influenza-Like Illness Projections by Week



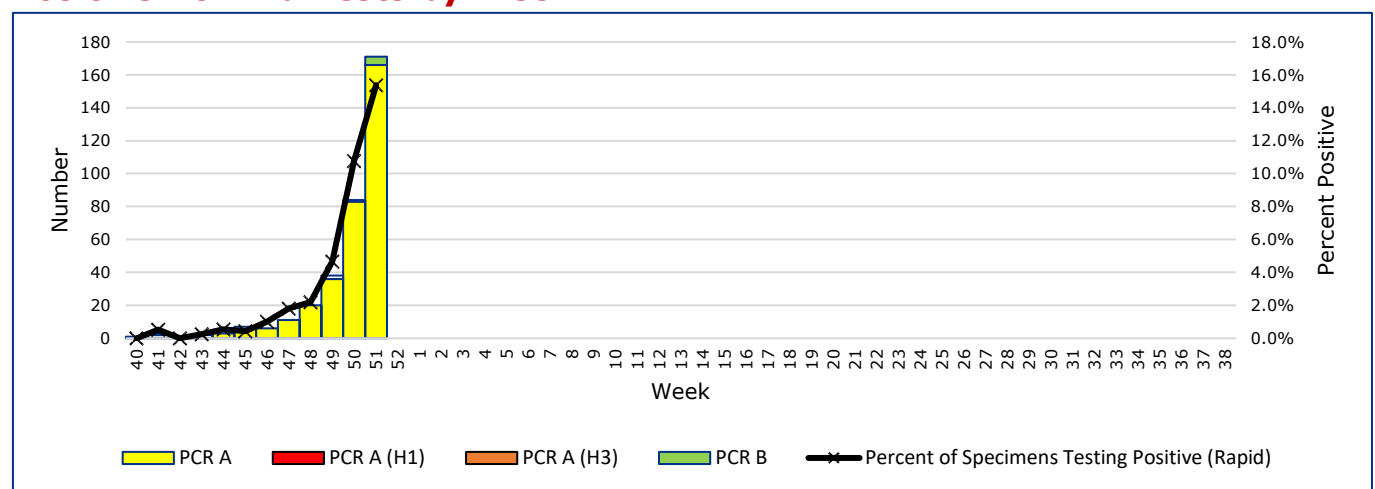
This chart documents the percentage of patient visits that were due to ILI at hospitals and clinics around the region, excluding confirmed COVID cases. It compares our region's data with the state's data and also compares to last flu season.

Positive Rapid Flu Tests by Week



This chart documents the number of rapid tests that have come back positive for flu A and flu B each week throughout the region.

Positive PCR Flu Tests by Week

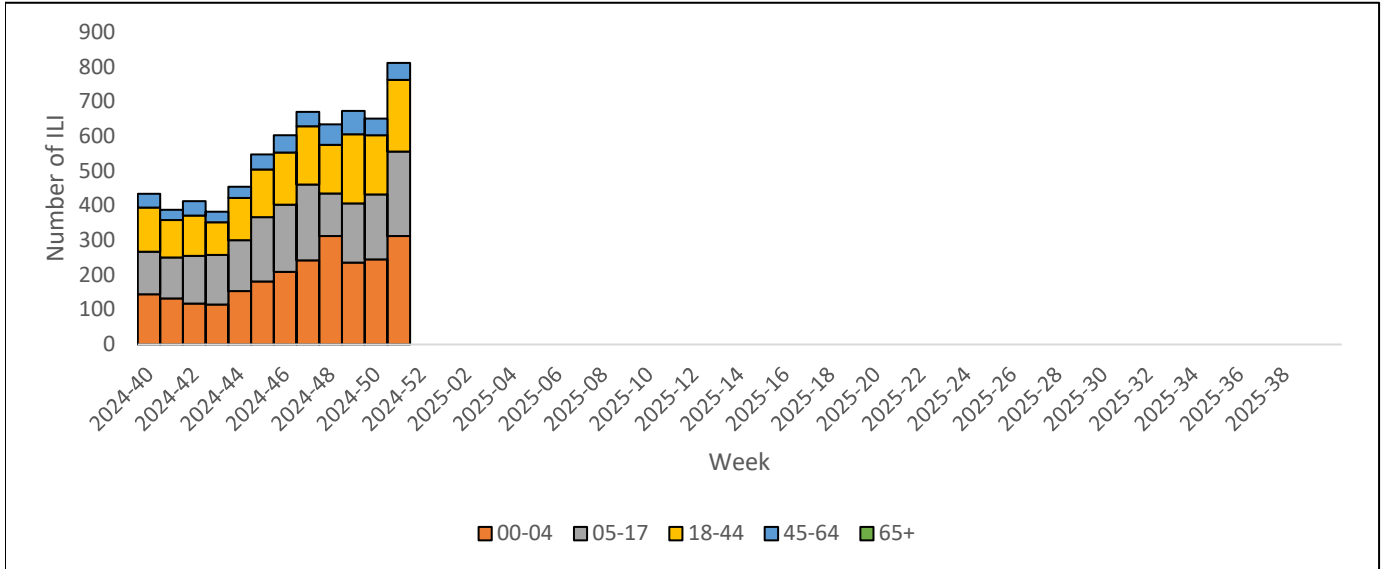


This chart documents the number of PCR tests that have come back positive for flu A and flu B each week throughout the region.

Flu Data by County

County	Week 51				Week 50				Week 49			
	Patient Visits	% with ILI	Flu A	Flu B	Patient Visits	% with ILI	Flu A	Flu B	Patient Visits	% with ILI	Flu A	Flu B
Andrews	752	16%	11	0	736	15%	4	0	734	15%	9	0
Borden	4	0%	0	0	2	0%	0	0	2	0%	0	0
Brewster	88	0%	0	0	76	0%	0	0	96	0%	0	0
Coke	34	0%	0	0	32	0%	0	0	55	0%	0	0
Concho	49	0%	0	0	35	0%	0	0	58	0%	0	0
Crane	31	0%	0	0	37	0%	0	0	41	0%	0	0
Crockett	19	0%	0	0	20	0%	0	0	18	0%	0	0
Culberson	4	0%	0	0	10	0%	0	0	3	0%	0	0
Dawson	174	0%	0	0	167	0%	0	0	150	0%	0	0
Ector	5738	38%	129	12	5570	31%	44	7	6006	25%	21	16
El Paso	7374	0%	0	0	6757	0%	0	0	6949	0%	0	0
Gaines	185	0%	0	0	124	0%	0	0	145	0%	0	0
Glasscock	0		0	0	4	0%	0	0	4	0%	0	0
Howard	627	17%	3	2	633	16%	2	0	922	13%	0	1
Hudspeth	17	0%	0	0	21	0%	0	0	14	0%	0	0
Irion	11	0%	0	0	7	0%	0	0	27	0%	0	0
Jeff Davis	12	0%	0	0	9	0%	0	0	17	0%	0	0
Kimble	112	11%	2	1	115	6%	0	0	126	5%	1	1
Loving	1	0%	0	0	1	0%	0	0	0		0	0
McCulloch	262	12%	1	0	168	14%	0	0	254	13%	0	1
Martin	251	7%	1	0	361	5%	0	0	299	6%	0	0
Mason	41	0%	0	0	46	0%	0	0	42	0%	0	0
Menard	14	0%	0	0	8	0%	0	0	14	0%	0	0
Midland	3329	17%	90	2	3139	14%	54	0	3157	14%	16	0
Pecos	158	4%	0	0	120	3%	0	0	172	3%	0	0
Presidio	35	0%	0	0	39	0%	0	0	75	4%	0	0
Reagan	35	0%	0	0	22	0%	0	0	17	0%	0	0
Reeves	1024	5%	14	0	1030	4%	3	1	1019	3%	2	0
Schleicher	10	0%	0	0	10	0%	0	0	14	0%	0	0
Sterling	4	0%	0	0	11	0%	0	0	14	0%	0	0
Sutton	22	0%	0	0	28	0%	0	0	40	0%	0	0
Terrell	6	0%	0	0	8	0%	0	0	4	0%	0	0
Tom Green	1290	0%	0	0	1231	0%	0	0	2653	0%	0	0
Upton	101	28%	4	0	122	22%	1	0	94	18%	1	0
Ward	133	0%	0	0	852	33%	0	0	679	29%	0	0
Winkler	431	21%	14	1	381	27%	6	2	432	22%	4	2
Total	22378	14.4%	269	18	21932	13.4%	114	10	24346	10.9%	54	21

ILI by Age Group



This chart documents the number of ILI admissions in hospitals around the region by age group from syndromic surveillance data. It excludes ILI with a confirmed COVID-19 discharge diagnosis.

Flu-Associated Pediatric Deaths & Outbreaks

One flu-associated pediatric death has been reported in PHR 9/10 this flu season. In PHR 9/10, no flu outbreaks have been reported for Week 51.

For a more comprehensive look at respiratory illnesses circulating throughout Texas, please visit: <https://www.dshs.texas.gov/texas-respiratory-virus-surveillance-report> and select the "Current Extended Flu Activity Report"