

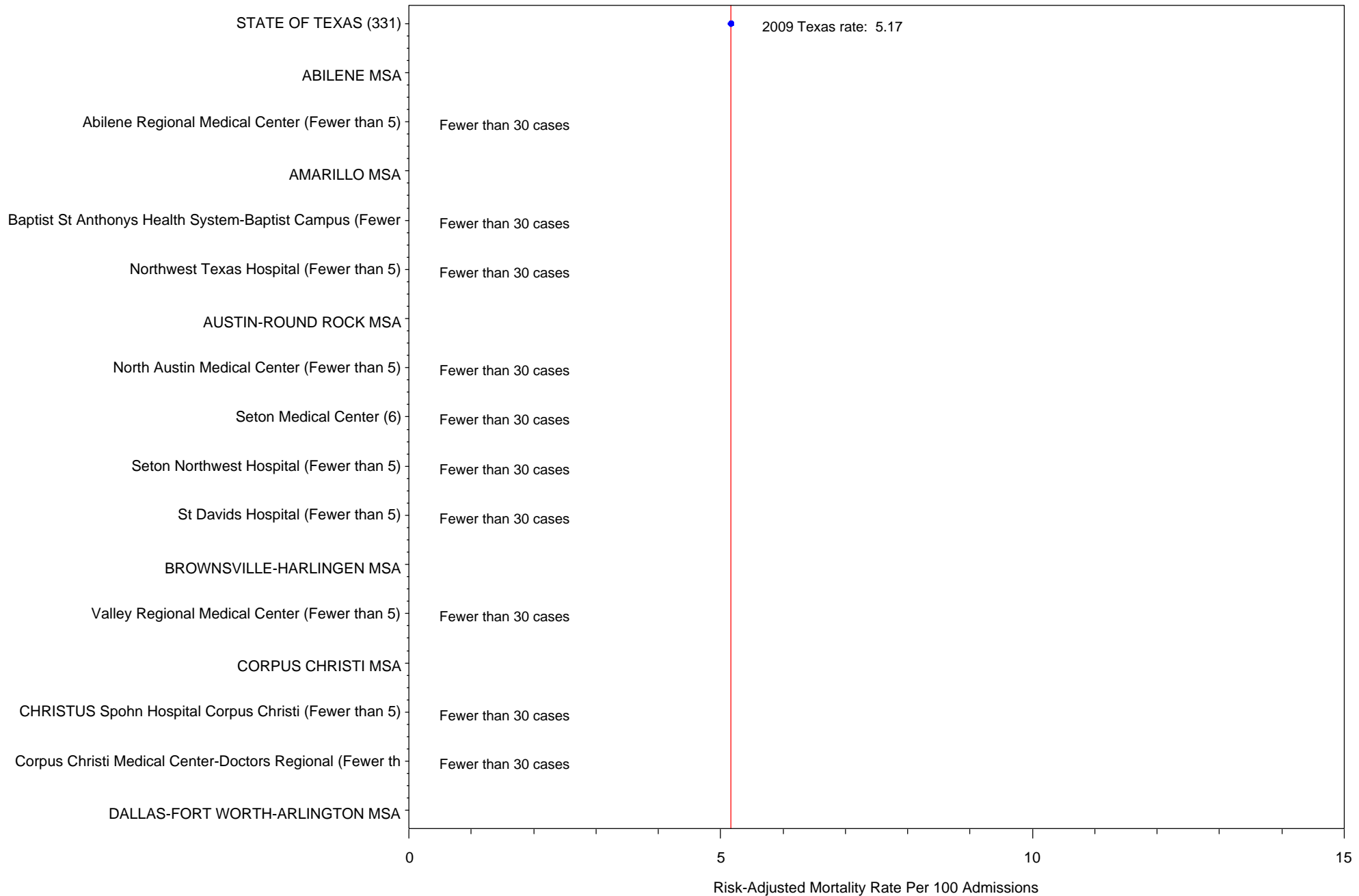
# ESOPHAGEAL RESECTION: RISK-ADJUSTED MORTALITY RATE, 2009

Better quality may be associated with lower rates

\* Significantly below the State Rate; \*\* Significantly above the State Rate

(C) Comment submitted by hospital

page=1




# ESOPHAGEAL RESECTION: RISK-ADJUSTED MORTALITY RATE, 2009

Better quality may be associated with lower rates

\* Significantly below the State Rate; \*\* Significantly above the State Rate

(C) Comment submitted by hospital

page=2



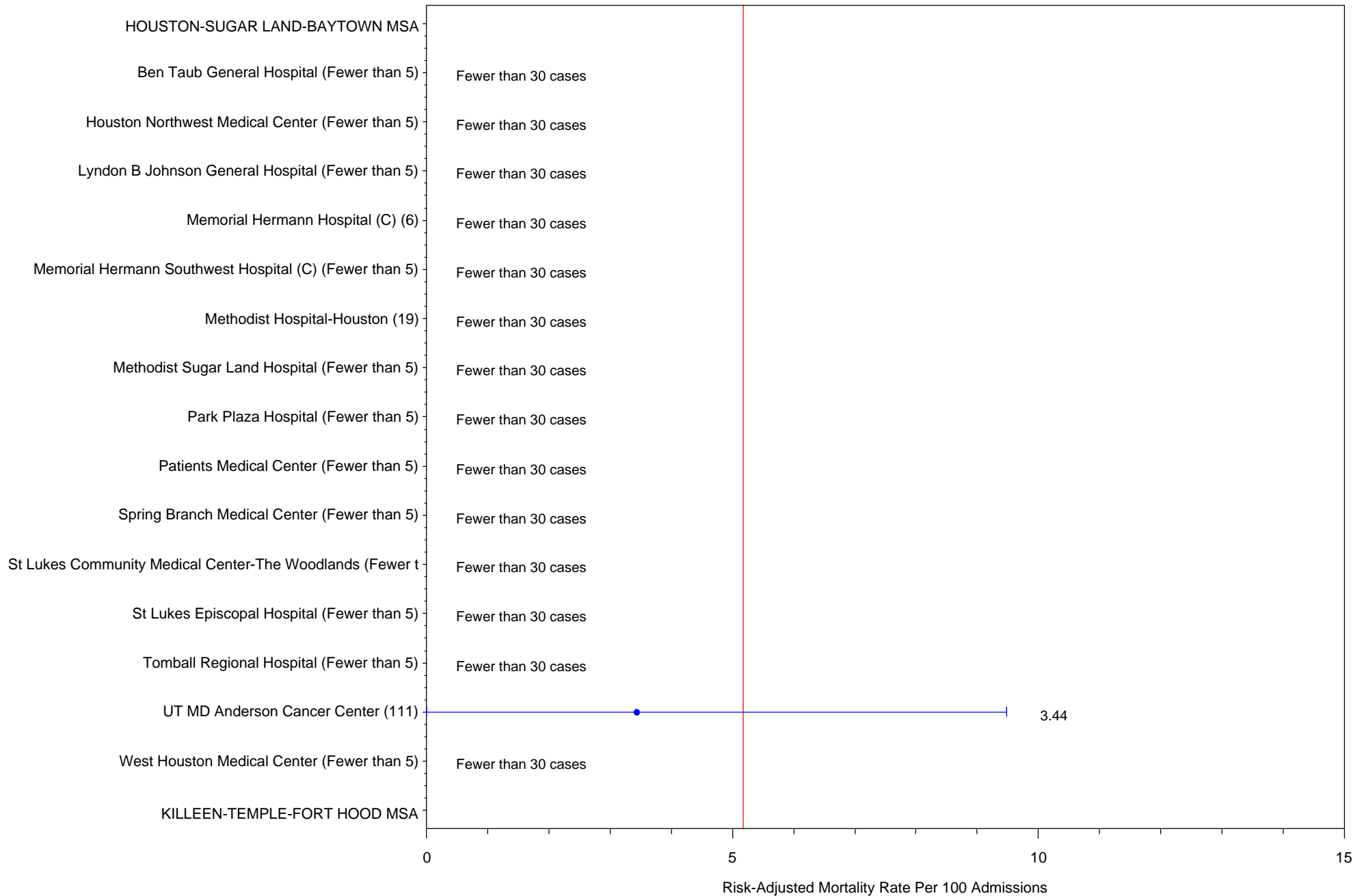
# ESOPHAGEAL RESECTION: RISK-ADJUSTED MORTALITY RATE, 2009

Better quality may be associated with lower rates

\* Significantly below the State Rate; \*\* Significantly above the State Rate

(C) Comment submitted by hospital

page=3




# ESOPHAGEAL RESECTION: RISK-ADJUSTED MORTALITY RATE, 2009

Better quality may be associated with lower rates

\* Significantly below the State Rate; \*\* Significantly above the State Rate

(C) Comment submitted by hospital

page=4



# ESOPHAGEAL RESECTION: RISK-ADJUSTED MORTALITY RATE, 2009

Better quality may be associated with lower rates

\* Significantly below the State Rate; \*\* Significantly above the State Rate

(C) Comment submitted by hospital

page=5

