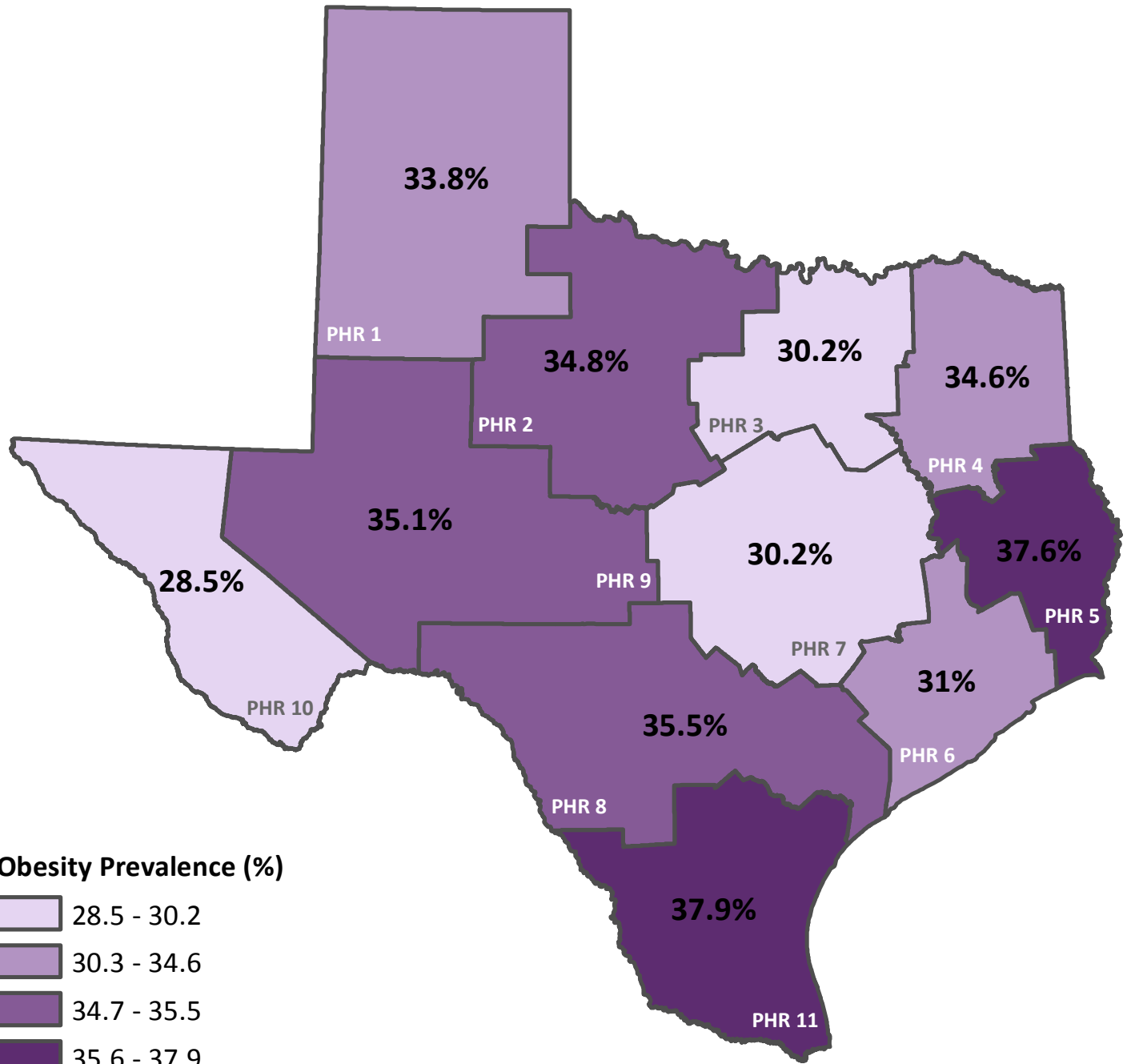






Adult Obesity Prevalence by Public Health Region (PHR), Texas, 2015



Obesity Prevalence (%)

-  28.5 - 30.2
-  30.3 - 34.6
-  34.7 - 35.5
-  35.6 - 37.9

 Regional obesity prevalence is significantly different than Texas obesity prevalence

Texas Obesity Prevalence = 32.4% (95% CI: 30.9-33.9)

Data Classification: Quantiles.

Data Source: 2015 Texas Behavioral Risk Factor Surveillance System (BRFSS),
Center for Health Statistics, Texas Department of State Health Services.

Obesity is defined as a body mass index of 30 or more calculated from self-reported height and weight.